

## Rod Franks

---

**From:** Richard Scott  
**Sent:** Friday, January 15, 2021 3:44 PM  
**To:** Rod Franks  
**Subject:** RE: Reopening Plan Updates  
**Attachments:** COVID 19 Phase II - Revisions for Behavioral Health.docx

Hello Rod

I entered the changes for Behavioral Health.

Richard

---

**From:** Rod Franks <[rfranks@co.carver.mn.us](mailto:rfranks@co.carver.mn.us)>  
**Sent:** Friday, January 15, 2021 11:04 AM  
**To:** Richard Scott <[rscott@co.carver.mn.us](mailto:rscott@co.carver.mn.us)>  
**Subject:** RE: Reopening Plan Updates

Richard,

Are there any changes needed from Behavioral Health? Thanks,

Rod

**Rod Franks**  
**Director|Carver County Health and Human Services**  
Health and Human Services | 602 East 4<sup>th</sup> Street | CHASKA, MN | 55318  
Office Phone: 952.361.1710 | Cell: 612.802.7678  
Email: [rfranks@co.carver.mn.us](mailto:rfranks@co.carver.mn.us) | Website: [www.co.carver.mn.us](http://www.co.carver.mn.us)

---

**From:** Richard Scott <[rscott@co.carver.mn.us](mailto:rscott@co.carver.mn.us)>  
**Sent:** Friday, January 15, 2021 8:13 AM  
**To:** Rod Franks <[rfranks@co.carver.mn.us](mailto:rfranks@co.carver.mn.us)>; Heather Goodwin <[hgoodwin@co.carver.mn.us](mailto:hgoodwin@co.carver.mn.us)>  
**Subject:** RE: Reopening Plan Updates

Hello Rod

It appears that the only changes other than dates is adding passports and title transfers; otherwise, there is no changes in other services. It is my understanding that these changes are also a result of the state mandate to offer them this way.

I am support of these changes. I appreciate the fact that Dave is not in a hurry to open up more services to walk in or fact-to-face services, especially in light of what is happening across the country and the concern about the new variant.

Richard

---

**From:** Rod Franks <[rfranks@co.carver.mn.us](mailto:rfranks@co.carver.mn.us)>  
**Sent:** Thursday, January 14, 2021 2:41 PM  
**To:** Richard Scott <[rscott@co.carver.mn.us](mailto:rscott@co.carver.mn.us)>; Heather Goodwin <[hgoodwin@co.carver.mn.us](mailto:hgoodwin@co.carver.mn.us)>  
**Subject:** FW: Reopening Plan Updates

Heather and Richard,

Please look over the reopening plan. If you would like to propose any changes, please let me know by EOD tomorrow. Thanks!

Rod

**Rod Franks**

**Director|Carver County Health and Human Services**

Health and Human Services | 602 East 4<sup>th</sup> Street | CHASKA, MN | 55318

Office Phone: 952.361.1710 | Cell: 612.802.7678

Email: [rfranks@co.carver.mn.us](mailto:rfranks@co.carver.mn.us) | Website: [www.co.carver.mn.us](http://www.co.carver.mn.us)

---

**From:** Dave Hemze <[dhemze@co.carver.mn.us](mailto:dhemze@co.carver.mn.us)>

**Sent:** Thursday, January 14, 2021 2:33 PM

**To:** Division Directors <[directors@co.carver.mn.us](mailto:directors@co.carver.mn.us)>

**Subject:** Reopening Plan Updates

Good afternoon Division Directors,

As I mentioned during our Manager Meeting this morning, I plan on review the Reopening Plan with the Board during their January 26 work session. Please provide proposed updates to the attached document by striking thru deletions and double underlining additions. Return your proposed changes to me by end of day Monday, January 18.

*Dave*



## Rod Franks

---

**From:** Richard Scott  
**Sent:** Friday, January 15, 2021 11:07 AM  
**To:** Rod Franks  
**Subject:** RE: Reopening Plan Updates

Hello Rod

Good point. I will forward to team. I know that ANICCA has started more in person with safety protocols. PREP Adventure is over so not really applicable at this point.

Richard

---

**From:** Rod Franks <rfranks@co.carver.mn.us>  
**Sent:** Friday, January 15, 2021 11:04 AM  
**To:** Richard Scott <rscott@co.carver.mn.us>  
**Subject:** RE: Reopening Plan Updates

Richard,

Are there any changes needed from Behavioral Health? Thanks,

Rod

**Rod Franks**  
**Director|Carver County Health and Human Services**  
Health and Human Services | 602 East 4<sup>th</sup> Street | CHASKA, MN | 55318  
Office Phone: 952.361.1710 | Cell: 612.802.7678  
Email: [rfranks@co.carver.mn.us](mailto:rfranks@co.carver.mn.us) | Website: [www.co.carver.mn.us](http://www.co.carver.mn.us)

---

**From:** Richard Scott <rscott@co.carver.mn.us>  
**Sent:** Friday, January 15, 2021 8:13 AM  
**To:** Rod Franks <rfranks@co.carver.mn.us>; Heather Goodwin <hgoodwin@co.carver.mn.us>  
**Subject:** RE: Reopening Plan Updates

Hello Rod

It appears that the only changes other than dates is adding passports and title transfers; otherwise, there is no changes in other services. It is my understanding that these changes are also a result of the state mandate to offer them this way.

I am support of these changes. I appreciate the fact that Dave is not in a hurry to open up more services to walk in or fact-to-face services, especially in light of what is happening across the country and the concern about the new variant.

Richard

---

**From:** Rod Franks <rfranks@co.carver.mn.us>  
**Sent:** Thursday, January 14, 2021 2:41 PM  
**To:** Richard Scott <rscott@co.carver.mn.us>; Heather Goodwin <hgoodwin@co.carver.mn.us>  
**Subject:** FW: Reopening Plan Updates

Heather and Richard,

Please look over the reopening plan. If you would like to propose any changes, please let me know by EOD tomorrow. Thanks!

Rod

**Rod Franks**

**Director|Carver County Health and Human Services**

Health and Human Services | 602 East 4<sup>th</sup> Street | CHASKA, MN | 55318

Office Phone: 952.361.1710 | Cell: 612.802.7678

Email: [rfranks@co.carver.mn.us](mailto:rfranks@co.carver.mn.us) | Website: [www.co.carver.mn.us](http://www.co.carver.mn.us)

---

**From:** Dave Hemze <[dhemze@co.carver.mn.us](mailto:dhemze@co.carver.mn.us)>

**Sent:** Thursday, January 14, 2021 2:33 PM

**To:** Division Directors <[directors@co.carver.mn.us](mailto:directors@co.carver.mn.us)>

**Subject:** Reopening Plan Updates

Good afternoon Division Directors,

As I mentioned during our Manager Meeting this morning, I plan on review the Reopening Plan with the Board during their January 26 work session. Please provide proposed updates to the attached document by striking thru deletions and double underlining additions. Return your proposed changes to me by end of day Monday, January 18.

*Dave*

## Rod Franks

---

**From:** Rod Franks  
**Sent:** Friday, January 15, 2021 11:04 AM  
**To:** Richard Scott  
**Subject:** RE: Reopening Plan Updates

Richard,

Are there any changes needed from Behavioral Health? Thanks,

Rod

**Rod Franks**

**Director|Carver County Health and Human Services**

Health and Human Services | 602 East 4<sup>th</sup> Street | CHASKA, MN | 55318

Office Phone: 952.361.1710 | Cell: 612.802.7678

Email: [rfranks@co.carver.mn.us](mailto:rfranks@co.carver.mn.us) | Website: [www.co.carver.mn.us](http://www.co.carver.mn.us)

---

**From:** Richard Scott <[rscott@co.carver.mn.us](mailto:rscott@co.carver.mn.us)>  
**Sent:** Friday, January 15, 2021 8:13 AM  
**To:** Rod Franks <[rfranks@co.carver.mn.us](mailto:rfranks@co.carver.mn.us)>; Heather Goodwin <[hgoodwin@co.carver.mn.us](mailto:hgoodwin@co.carver.mn.us)>  
**Subject:** RE: Reopening Plan Updates

Hello Rod

It appears that the only changes other than dates is adding passports and title transfers; otherwise, there is no changes in other services. It is my understanding that these changes are also a result of the state mandate to offer them this way.

I am support of these changes. I appreciate the fact that Dave is not in a hurry to open up more services to walk in or fact-to-face services, especially in light of what is happening across the country and the concern about the new variant.

Richard

---

**From:** Rod Franks <[rfranks@co.carver.mn.us](mailto:rfranks@co.carver.mn.us)>  
**Sent:** Thursday, January 14, 2021 2:41 PM  
**To:** Richard Scott <[rscott@co.carver.mn.us](mailto:rscott@co.carver.mn.us)>; Heather Goodwin <[hgoodwin@co.carver.mn.us](mailto:hgoodwin@co.carver.mn.us)>  
**Subject:** FW: Reopening Plan Updates

Heather and Richard,

Please look over the reopening plan. If you would like to propose any changes, please let me know by EOD tomorrow. Thanks!

Rod

**Rod Franks**

**Director|Carver County Health and Human Services**

Health and Human Services | 602 East 4<sup>th</sup> Street | CHASKA, MN | 55318

Office Phone: 952.361.1710 | Cell: 612.802.7678


Email: [rfranks@co.carver.mn.us](mailto:rfranks@co.carver.mn.us) | Website: [www.co.carver.mn.us](http://www.co.carver.mn.us)

**Rod Franks**

---

**From:** Institute for Brain Potential <onlineprograms@ibpceu.org>  
**Sent:** Friday, January 15, 2021 10:42 AM  
**To:** Rod Franks  
**Subject:** New COVID Strains and Vaccines

This email was received from outside of Carver County



**Institute for Brain Potential  
Presents a Webinar  
Advances in Understanding,  
Preventing, and Treating COVID-19  
Presented by  
Sally Fisher, MD, MS  
*6 hours of continuing education: \$84***

- **Interactive Broadcast:**

- Wed, January 6th - 9am Pacific
- Fri, January 22nd - 9am Pacific
- Downloadable Recording - January 6th, 2021 through February 22nd, 2021
- **Audio CD or Audio Visual DVD also available for continuing education credit**
- Click here to see a PDF of the brochure
- **This program is available for 6 hours of continuing education for most health professions**

### About Institute for Brain Potential

We are the leading provider of accredited programs on the brain and behavioral sciences. Our non-profit organization (tax ID 77-0026830) has presented cost-effective, informative and practical seminars by outstanding speakers since 1984.

#### Introduction

This new program has four key features:

1. Highly comprehensive yet comprehensible.
2. A focus on topics rarely covered including immune-protective habits and nutritional interventions.
3. Once you enroll, you will receive complimentary updates prepared by Sally Fisher, MD.
4. Dr. Fisher, an outstanding speaker, has developed national continuing education programs for many years. She is Board Certified in relevant areas including Preventive Medicine and by the American Society of Physician Nutrition.

#### Participants completing this 6-hour program should be able to identify:

1. Best practices in reducing morbidity, mortality, and duration of the pandemic in the United States.
2. Current knowledge concerning the effectiveness of drugs or other medical treatments designed to prevent illness or treat patients and health professionals.
3. Guidelines for improving stress resilience in patients and health professionals.

#### Topics to be covered

- **Invader's Impact of COVID-19**
  - Understanding Viruses
  - Understanding Coronaviruses
  - Viral Entry
  - Key Viral Strains
  - Typical and Atypical Symptoms
  - Infected People Who Do Not Exhibit Symptoms
  - Multi-Organ Danger Posed by Coronavirus in Adults
    - Brain
    - Lungs
      1. Hypoxia Requiring Mechanical Ventilation
      2. Hypoxia Worsened by Mechanical Ventilation
    - Heart and Blood Vessels
    - Liver
    - Kidneys
    - GI Tract
  - Multi-System Inflammatory Syndrome in Children
    - Key Features
    - Symptoms
  - Treatment
- **Infection and Recovery**
  - Confirmed Cases
  - Unconfirmed Cases
  - Asymptomatic and Presymptomatic Carriers
  - Development of Antibodies

4. Evidence that selected nutrients can improve immune system health.

### About the Instructor



Sally Fisher, MD, is a Clinical Assistant Professor in the Department of Internal Medicine at the University of New Mexico. Dr. Fisher is Board Certified by the American Board of Preventive

Medicine, in Occupational and Environmental Medicine, in Integrative and Holistic Medicine, and by the American Society of Physician Nutrition.

Dr. Fisher has developed and presented training programs for health professionals throughout the United States. An outstanding and informative instructor, Dr. Fisher distills key information in practical terms with clarity and warmth.

Registrants who take the online program are welcome to pose questions during a webcast. If you download the presentation on demand or receive a recorded version of the program, you may contact Dr. Fisher by email for course-related queries.

Participants receive a detailed outline prepared by Dr. Fisher that includes key discoveries, references, and online resources. Tuition includes updates prepared by Dr. Fisher concerning advances in understanding, managing and treating COVID-19 for as long as this program is presented. Our mission is to optimize health during the worst pandemic of the last century.

### Who Should Attend?

- Nurses
- Psychologists
- Clinical Social Workers
- Marriage and Family Therapists
- Counselors
- Alcoholism & Drug Abuse Counselors
- Pharmacists and Pharmacy Technicians
- Dental Professionals

- Safety in the Workplace
- Contingency Planning
- What to Ask After a Person Has Been Admitted
- Recovery

- **Pfizer and Moderna Vaccine Updates**

- Understanding the Pfizer and Moderna Vaccines
- Effectiveness
- Side Effects
- Availability
- Viral Shedding
- Duration of Immunity
- Herd Immunity
- Other Vaccines

- **Other Treatments**

- Monoclonal Antibodies
  - REGN-COV-2
  - Tocilizumab
- Dexamethasone

- **Immune-Protective Habits**

- Impact of COVID-19 On Mental Health
- Reducing Mental Health Risks to Survivors and Families
- Telehealth
- Reducing Stress "Contagion"
- Real-Time Online Information
- Reducing Anticipatory Anxiety
- Immune-Resilient Physical Activity
- Immune-Compromising Stress
- Improving Sleep
- Temperature
- Social Protective Habits
- Revising Behavior Based on Evidence-Based Medicine
- Behavioral Interventions

- **Nutritional Interventions**

- Vitamin D
- Vitamin C
- Selenium
- Quercetin
- Curcumin
- Berberine
- Inhibiting Platelet Aggregation
- Anticoagulants



- Occupational Therapists and Assistants
- Physical Therapists and Assistants
- Speech-Language Pathologists
- Nursing Home Administrators
- Respiratory Care Professionals
- Dietitians
- Massage Therapists
- Acupuncturists
- Educators
- College-Educated Public
- Garlic
- Melatonin
- Sources and Indications
- **Guidelines for Preventing Future Epidemics**
  - Future Risks

For specific accreditation information please click [here](#) to view a pdf of our brochure.

## Registration

- 1. Internet: [www.IBPCEU.com](http://www.IBPCEU.com)
  - **Interactive Broadcast:**
    - Wed, January 6th - 9am Pacific
    - Fri, January 22nd - 9am Pacific
  - Downloadable Recording - January 6th, 2021 through February 22nd, 2021
  - Audio CD with Credit
  - Audio/Visual DVD with Credit
- 2. Mail: PO Box 2238, Los Banos, CA 93635 (make check payable to IBP)
- 3. Fax: 877-517-5222
- 4. Phone: 866-652-7414

## Credit

- **Live Credit:** Watch the interactive webcast.
- **Home Study Credit:** Watch the downloadable recording at your convenience, watch the DVDs or listen to the CDS.
- **Review the brochures for specific board approvals.**

## Tuition

- \$84 Individual
- \$79 Group Rate - 3 or more Registering Together
- \$94 Registration on the Day of the Program
- \$84 Downloadable Recording, CDs, or DVDs with Credit
- \$50 Audio CDs without Credit
- \$75 Audio Visual DVDs without Credit

## Approximate Broadcast Schedule

- Sign-in: 8:30 - 9 AM
- Program Starts: 9 AM
- Lunch Break: 11:30 AM
- Online Q & A: 12 - 12:30 PM
- Lecture Resumes: 12:30 PM
- Adjournment: 4 PM

## Frequently Asked Questions

**Q: Is there a way to enjoy this seminar without being at my computer for 6 hours? What if I am not free on any of the scheduled dates of the broadcasts?**

Yes! First, register for the program. You will receive a link to download the program. The program will be divided into four segments of approximately 75 minutes for user friendly viewing.

**Q: What if I have technical issues getting and staying connected, difficulty seeing the slides, or hearing the speaker?**

We have an expert videographer to capture the sound and slides. We will make copies of the slides available to the participants. Further, in the unlikely event that you have connection problems, IBP will provide registrants with a free set of 4 DVDs of the entire program if there were online interruptions.

**Q: I'd like to view the seminar and receive credit but without watching the live program or downloading it and still receive continuing education credit. Can I do this?**

Yes! The cost of the DVD or CD set will be the same as the cost of the broadcast. Register now, let the operator know you will want the CD or DVD set (specify which), and make sure your profession is included in our online brochure.

**Q: My profession is not included on the brochure. Can I receive continuing education credit?**

Maybe. Please contact our customer service department by email at [accreditation@4brain.org](mailto:accreditation@4brain.org) or by phone at (888) 202-2938.

**Q: How long does it usually take to receive a certificate of completion?**

Typically, within 3 or 4 business days.

**Q: How will I get updates about COVID-19?**

Your tuition includes e-updates prepared by Dr. Fisher. We expect these to be emailed to you on a weekly or biweekly basis for as long as this program is offered.

## Contact Us

- Internet: [www.IBPCEU.com](http://www.IBPCEU.com)
- Email: [info@ibpceu.com](mailto:info@ibpceu.com)
- Mail: PO Box 2238, Los Banos, CA 93635
- Fax: 877-517-5222
- Phone: 866-652-7414

If you wish to unsubscribe from our newsletter, click [here](#)



## Rod Franks

---

**From:** Richard Scott  
**Sent:** Friday, January 15, 2021 8:13 AM  
**To:** Rod Franks; Heather Goodwin  
**Subject:** RE: Reopening Plan Updates

Hello Rod

It appears that the only changes other than dates is adding passports and title transfers; otherwise, there is no changes in other services. It is my understanding that these changes are also a result of the state mandate to offer them this way.

I am support of these changes. I appreciate the fact that Dave is not in a hurry to open up more services to walk in or fact-to-face services, especially in light of what is happening across the country and the concern about the new variant.

Richard

---

**From:** Rod Franks <rfranks@co.carver.mn.us>  
**Sent:** Thursday, January 14, 2021 2:41 PM  
**To:** Richard Scott <rscott@co.carver.mn.us>; Heather Goodwin <hgoodwin@co.carver.mn.us>  
**Subject:** FW: Reopening Plan Updates

Heather and Richard,

Please look over the reopening plan. If you would like to propose any changes, please let me know by EOD tomorrow. Thanks!

Rod

**Rod Franks**  
**Director|Carver County Health and Human Services**  
Health and Human Services | 602 East 4<sup>th</sup> Street | CHASKA, MN | 55318  
Office Phone: 952.361.1710 | Cell: 612.802.7678  
Email: [rfranks@co.carver.mn.us](mailto:rfranks@co.carver.mn.us) | Website: [www.co.carver.mn.us](http://www.co.carver.mn.us)

---

**From:** Dave Hemze <dhemze@co.carver.mn.us>  
**Sent:** Thursday, January 14, 2021 2:33 PM  
**To:** Division Directors <directors@co.carver.mn.us>  
**Subject:** Reopening Plan Updates

Good afternoon Division Directors,

As I mentioned during our Manager Meeting this morning, I plan on review the Reopening Plan with the Board during their January 26 work session. Please provide proposed updates to the attached document by striking thru deletions and double underlining additions. Return your proposed changes to me by end of day Monday, January 18.

*Dave*



# Carver County Manager Meeting Minutes WebEx – January 14, 2021

**PRESENT:** Andrew Engel, Bill Fouks, Bob Lincoln, Brad Hanzel, Brian Esch, Brian Praske, Cari Campbell, Chad Riley, Chris Wagner, Christine Glisczinski, Clink Mack, Dan Tengwall, Darin Mielke, David Flannery, David Frischmon, David Hemze, Deborah Kohlhasse, Denise Heckmann, Diane Pagel, Eric Johnson, Eric Sieger, Francis Kerber, George Pufahl, Gladys Kirsch, Gregory Felt, Heather Goodwin, Heidi Hoks, Hope Spooner, Jason Kamerud, Jason Mielke, Jennifer Romero, Jennifer Tichey, Jill Willems, Jim Kuchelmeister, Jim Running, Jodi Edstrom, Joseph Satre, Justin Rootes, Kari Jensen, Kate Fitterer, Kate Moulder, Kathleen Smith, Keith Kern, Kendra Olson, Kerie Anderka, Kimberly Anderson, Kristi Holcomb, Kristin Hahn, Lance Pearce, Lauren Tholen, LeaAnn Novosad, Lisa Songle, Luke Kranz, Lyndon Robjent, Mark Meili, Mark Metz, Martin Walsh, Mary Kaye Wahl, Mary Wilson, Mia Johnson, Michael Legg, Michael Wollin, Michelle Selinger, Nick Koktavy, Nicole Kuettel, Nicole Robinson, Patrick Jones, Paul Ericsson, Paul Moline, Perry Clark, Peter Henschel, Peter Ivy, Reed Ashpole, Rhonda Betcher, Richard Scott, Rod Franks, Sam Pertz, Shannon Quigley, Susan Bowler, Tara Boettcher, Tracy Dotas and 12 call-ins.

1. **Introduction and Overview** – Dave Hemze, County Administrator, welcomed everyone.
  - a. Introduction of New Managers/Supervisors – No new employees to introduce.
  - b. County Board Organizational Issues – Dave noted we have two new Commissioners: John Fahey who replaced James Ische and Matt Udermann who replaced Randy Maluchnik. At the January 5 organizational meeting Commissioner Lynch was appointed Chair and Commissioner Degler as Vice Chair. He encouraged review of the [meeting](#) for additional information.
  - c. COVID-19 Organizational Response – Dave noted that in terms of reopening, the board is in alignment with the current closure through first quarter 2021. Dave anticipates it might be longer and he will be reviewing that with the board at their January 26 work session.
  - d. Chat Room Questions – No questions posted.
2. **Public Health Update** -- Dr. Richard Scott, PHN, MPH, EdD, Deputy Division Director of Health Services
  - a. Summary of Disease Status and Vaccinations – Dr. Scott presented statistical and vaccine information during his [PowerPoint presentation](#). He noted that at a national level we are off to rocky start in 2021 with a 37% increase of cases within the last 14 days and we are averaging more than 3,000 deaths per day. Minnesota and Carver County are doing very well.
  - b. Chat Room Questions – Dave inquired if there is a projection with vaccination statistics. Dr. Scott indicated that he believed late summer and identified education that is taking place regarding the benefits and safety relating to the vaccine. Mass vaccinations are anticipated to begin late Spring. There will be multiple ways to get the vaccine. Dave also inquired about the new variant of COVID-19. Dr. Scott identified that the current test is also able to test for the variant, but it may not be able to be specifically identified. He noted that the variant does not cause any more harm but does spread more easily. It has been identified that most variants are reactive to the vaccine. **Many child welfare staff are still needing to have contact with families, can you clarify what tier essential child welfare staff would fall into? if it is 1a priority 2, how will these staff access the vaccine?** Dr. Scott noted that Danielle Griesmer is assisting as the staff advocate and is participating in vaccine distribution meetings. However, the distribution is dictated at a higher level than local government. **Is there any data**

measurement that we are considering on how we will gauge how to return to work and have clients/walk-ins to our offices? Example: we're tracking the percentage of residents who have received the vaccine (or has been rendered immune) and that helps us determine our return to regular in-person operations. Dr. Scott identified that we are following the Minnesota Department of Health recommendations and the Governor's Executive Order. He stated he is very appreciative of Dave and the administrative team who continue to be more cautious. Dave noted that currently we have approximately 75% our staff are working remotely with the hope to continue that at least at 50% ongoing.

3. **Personnel Concerns** -- Kerie Anderka, Employee Relations Division Director noted that performance evaluations should be in progress at this point with the deadline of February 15. She noted that Employee Relations annually provides a recommended timeline to assist staying on track. Kerie noted that FFCRA Leave Mandates expired December 31, 2020, but this does not mean that employees cannot take a leave of absence if they are sick with COVID or have care responsibilities. The process remains the same relating to leave requests that employees should check with their Employee Relations Business Partners on options.
  - a. Chat Room Questions --- No questions posted.
4. **Other Business** -- Dave asked Pete Henschel, Chief Information Officer, to provide information on new options for access email that was posted in [Connection](#). Pete noted can now access your email off network. You can log in to email, get calendar, etc. and the experience should be like what you find on your desktop. Go to Office.com or outlook.com to access.
  - a. Chat Room Questions – No questions posted.

The meeting adjourned at 9:21 am.

## Rod Franks

---

**From:** Patrick Stieg  
**Sent:** Wednesday, January 13, 2021 2:01 PM  
**Subject:** IAP and SIT REP  
**Attachments:** IAP Jan 10 to Feb 28 2021.pdf; OP14 Carver.SITREP 01.11.2021.pdf

Good Afternoon.

Attached is the final version of the IAP, for the operational period which started this past Sunday and runs through February 28.

Also attached is the SIT REP for the previous operational period.

Enjoy the rest of your week.

Patrick Stieg  
Planning Section Chief  
612-214-1297 (cell)

*You either PATCH It (planned approach to community health)  
Or you RATCH it (random approach to community health)*





# CARVER COUNTY

## **Operation COVID-19 Incident Action Plan**

**Operational Period: 01/10/2021 – 02/28/2021**

### **APPROVED BY:**

Richard Scott \_\_\_\_\_ Date/Time January 7, 2021

## INCIDENT OBJECTIVES (ICS 202)

<b>1. Incident Name:</b> COVID-19	<b>2. Operational Period:</b> Date From: 1/10/2021 Time From: 0800	Date To: 2/28/2021 Time To: 1700
<b>3. Incident Goals:</b> <ol style="list-style-type: none"> <li>1. Promote the health and safety of all stakeholders.</li> <li>2. Maintain a coordinated response in the prevention of the spread of COVID-19 and mitigation of the negative impact of the pandemic.</li> <li>3. Maintain a situational awareness of any emerging threats.</li> <li>4. Maintain communication with internal and external partners.</li> <li>5. Facilitate the safe restoration of services, as well as community engagement and events.</li> </ol>		
<b>4. Objective(s):</b> <p><b>Objective A:</b> By February 28, 2021 the Human Services Branch Director will have created a Strike Team (cross DOC sections) or Task Force (within DOC sections) that developed a Senior Buddy Program intended for community members over age 65 who have become isolated during the pandemic (which pairs isolated or lonely seniors with volunteers or staff members, for a weekly chat), for subsequent implementation.</p> <p><b>Objective B:</b> By January 29, 2021 the Incident Commander will have finalized a Memorandum of Understanding agreement with Ridgeview Medical Center on use of the Mobile Trailer for administration of the COVID vaccine to population groups identified by the Vaccine Planning Branch.</p> <p><b>Objective C:</b> By January 15, 2021 the Vaccination Planning Branch Director/Deputy Director will have established a cross-section DOC Strike Team to make decisions about population group prioritization for vaccinations, as guidance evolves from MDH and CDC.</p> <p><b>Objective D:</b> By January 15, 2021 the Vaccination Planning Branch Director/Deputy Director will have worked with the OSC and other designated unit members of the branch, to identify vaccination sites for the next phases of the vaccination distribution plan, including use of the Mobil Trailer as appropriate.</p> <p><b>Objective E:</b> By January 29, 2021 the Vaccination Planning Branch Director/Deputy Director will have worked with the OSC to expand staffing capacity (internal and contracted vendors) for vaccination clinics which are targeted toward future population group Phases.</p> <p><b>Objective F:</b> By February 28, 2021 the Vaccination Planning Branch Director/Deputy Director will have worked with the OSC and other designated unit members of the branch, to refine plans for a larger off-campus location to support future vaccination clinics for the Phase 1a Tier 3 and the Phase 1b population groups.</p> <p><b>Objective G:</b> By February 28, 2021 the Vaccination Planning Branch Director/Deputy Director will have worked with the OSC and the Data Analysis Specialist on the set up and implementation of Prep Mod, for vaccination clinics.</p> <p><b>Objective H:</b> By February 28, 2021 the Public Information Officer will have created and executed population group specific communications, prior to upcoming early-Phase vaccination clinics run by CCPH, using all strategic avenues (social media, news media, website, flyers, etc.).</p> <p><b>Objective I:</b> By February 28, 2021 the Public Information Officer will have created communications plans for the general population, for implementation TBD, once we reach this phase of our vaccination plan.</p>		
<b>5. Operational Period Command Emphasis:</b> <ol style="list-style-type: none"> <li>1. Ongoing adaptation of COVID-19 vaccine planning and support to align with CDC/MDH prioritization and administration guidelines.</li> </ol>		

## INCIDENT OBJECTIVES (ICS 202)

2. Epidemiological surveillance and situational awareness.
3. Communications with the public and agencies, organizations and governmental entities including, cities, townships, schools, businesses, youth and adult sport leagues, non-profit organizations and others regarding Executive Orders, vaccine distribution and administration, and community mitigation policies and guidelines.
4. Continued provision of essential services in collaboration with community partners.

### General Situational Awareness:

1. Carver County's case positivity rate through testing has recently declined to very near the desired level, after spiking very high earlier in the previous operational period.
2. DOC staff continues to plan around health and safety issues for Carver County residents (transmission prevention, case outbreak control, vaccinations) and monitor situational awareness (PPE stock, alternative care facility availability, etc.).
3. The County remains in a local state of emergency.

6. Site Safety Plan Required? Yes ☒ No ☐

Approved Site Safety Plan(s) Located at: Attached to this IAP

### 7. Incident Action Plan (the items checked below are included in this Incident Action Plan):

- |  |  |  |
|--|--|--|
| <input checked="" type="checkbox"/> ICS 203  | <input checked="" type="checkbox"/> ICS 207              | <u>Other Attachments:</u>                    |
| <input checked="" type="checkbox"/> ICS 204  | <input checked="" type="checkbox"/> ICS 208              | <input type="checkbox"/> Click to enter text |
| <input type="checkbox"/> ICS 205             | <input type="checkbox"/> Map/Chart                       | <input type="checkbox"/> Click to enter text |
| <input checked="" type="checkbox"/> ICS 205A | <input type="checkbox"/> Weather Forecast/Tides/Currents | <input type="checkbox"/> Click to enter text |
| <input type="checkbox"/> ICS 206             |  | <input type="checkbox"/> Click to enter text |

### 8. Approved by Incident Commander:

Richard Scott

### Signature:

### 9. Prepared by:

Patrick Stieg

### Position/Title:

Planning Section Chief

### Signature:

ICS 202

IAP Page: 2-3

Date/Time: 01/06/2021

## SAFETY MESSAGE/PLAN (ICS 208)

<b>1. Incident Name:</b> COVID-19	<b>2. Operational Period:</b> <b>Date From:</b> 1/10/2021 <b>Time From:</b> 0800	<b>Date To:</b> 2/28/2021 <b>Time To:</b> 1700
<b>3. Safety Message/Expanded Safety Message, Safety Plan, Site Safety Plan:</b>  <p>The County remains committed to taking steps to provide a safe workplace for staff, and service delivery to residents, that support the health and wellbeing of all County team members as well as community members. Department COVID-19 safety protocols will continue to be reviewed as needed and COVID-19 response will continue in accordance with the activities outlined in the COVID-19 Preparedness Plan, which can be located on the COVID-19 Resources Connection page in the Employee Resources section.</p> <p>Employees Countywide are continuing to be impacted by COVID-19, whether due to their own illness, family member illness, or other exposure to someone who is ill. Ensuring ill or exposed employees stay home and determining safe return to work timelines remains a top priority for the County's Safety Officer.</p> <p>With COVID-19 vaccine planning underway, a number of safety protocols will need to be determined relating to employee and participant safety, which will depend on additional vaccine plan details. Safety issues relating to colder temperatures and winter weather will need to be considered in event planning, as well as in general community messaging. Event safety protocols will be reviewed as needed.</p> <p>Effective on Saturday, July 25, 2020, in accordance with the Minnesota Governor's Executive Order 20-81, people in Minnesota are required to wear a face covering in all public indoor spaces and indoor businesses, unless they are alone. Additionally, workers are required to wear a face covering when working outdoors in situations where social distancing cannot be maintained. Research has shown that use of face coverings can greatly reduce the risk of infection when combined with other prevention efforts such as social distancing and hand hygiene. The Governor's Executive Order 20-81 defines new requirements that apply to Carver County employees, and members of the public who come to County workplaces or interact with County employees. Employee Relations will continue to provide support to various County Departments with questions on how the requirements apply to their areas.</p> <p>County guidance had been developed relating to meetings, events, and gatherings and is currently under review. Carver County's general organizational approach intends to limit to a great extent, wherever possible, close contact between people in order to prevent the transmission of the virus that causes COVID-19. When meeting with other people can be conducted effectively via virtual methods, that is generally preferred. If a group of people must meet in person in order to effectively accomplish the business at hand, capacity limits and other recommendations outlined in the guidance document should be thoughtfully applied, so that the work can best be accomplished in a manner supportive of health and safety for all participants.</p> <p>Safety Officers will continue to review health authority guidance to assist in the implementation of best practices in preventing the spread of COVID-19.</p>		
<b>4. Site Safety Plan Required?</b> Yes <input checked="" type="checkbox"/> No <input type="checkbox"/>		
<b>5. Prepared by:</b> Danielle Griesmer and Diane Davis	<b>Position/Title:</b> ER and DOC Safety Officers	<b>Signature:</b> Danielle Griesmer
<b>ICS 208</b>	<b>IAP Page:</b> 13	<b>Date/Time:</b> 01/06/2021 4:30 pm



## Rod Franks

---

**From:** Carver County Emergency Management  
**Sent:** Wednesday, January 13, 2021 9:09 AM  
**To:** Carver County Emergency Management  
**Subject:** Carver County Public Health and Human Services COVID-19 Executive Summary Report & Vaccine Minute newsletter  
**Attachments:** COVID-19 Executive Summary - 1.12.21.pdf; COVID-19 Vaccine Minute Newsletter - 1.12.21.pdf

Good morning Carver County external partners,

The Carver County Public Health and Human Services COVID-19 Executive Summary Report is attached for your information. The Vaccine Minute newsletter is attached as well.

Take care and enjoy your day!

*Deb*

**Deb Paige | Cmdr. Emergency Management/Comm. Svs. | Carver County Sheriff's Office**  
606 E. 4<sup>th</sup> St., Chaska, MN. 55318 | O: 952-361-1292 | C: 952-457-7324



# Carver County Situation Report

## Executive Summary

**FOR USE BY INCIDENT RESPONSE PARTNERS – DISTRIBUTE TO INTERNAL AUDIENCES**

<b>Incident Name:</b> Carver COVID-19	<b>Date of Report:</b> 1/12/20
<b>Prepared by:</b> PIO staff	<b>Time of Report:</b> 1100
<b>OPERATIONAL PERIOD 15</b> Sunday, January 10, 2021 – Sunday, February 28, 2021	

### Situation Summary

- Carver County's lab confirmed cases of COVID-19 sits at 5,928 cases as of December 14, 2020.
- The County continues to operate under its Phase 2 reopening protocols, with the Courts Building open. Residents should check the County's ["Accessing Services" webpage](#) for specific service information.
- The State issued a face covering mandate for all indoor public spaces, including County facilities, starting July 25.

### Main Message Points

- The Minnesota Department of Health [notified County Public Health officials that a resident tested positive for the UK variant](#) of COVID-19. While initial research shows the variant is more easily spread, it has not been found to cause more serious disease and current vaccines in use are effective against the variant.
- While the County's rolling, seven-day average of 37.7 sits well below levels seen in late November, it marks an increase of 15.8 over the last eight days. Public Health officials state this could be a holiday bounce, the presence of the new, more contagious strain of COVID detected in Minnesota, or people being less strict about safety protocols.
- The County launched a [COVID-19 Vaccine webpage](#). This webpage will provide updated information on the vaccine, including timelines, safety, and basic info. We're receiving lots of questions regarding when people can receive the vaccine. The State of Minnesota remains in Phase 1a, vaccinating specific health-care workers, long-term care residents and staff, and EMS personnel. Right now, County Public Health isn't vaccinating anyone 75 years or older unless they're in one of these Phase 1a groups. They, along with frontline essential workers, make up Phase 1b. For more information, see the section "Minnesota Vaccine Priorities" below.

### Situational Analysis Summary

#### Minnesota

- The new, more contagious variant of the virus that causes COVID-19 has been detected in Minnesota. This variant has driven rapid case rate growth in the U.K.
- New cases have begun to increase, after declining from the peak around Thanksgiving.
- Deaths have continued to decline but this is not surprising as deaths lag cases an average of 22 days.
- Three of the five measures that the Governor uses to determine what public policy measures should be in place at the state level are in the high-risk red zone; one is in the yellow zone, and one is in the white zone.
- The state-calculated positivity rate is 5.1%; however, this lags two weeks.
- Testing continues to decline.
- Currently, there is virtually no flu activity in Minnesota.

#### Carver County

- Carver County had 6,811 reported COVID-19 cases, as of 1/11/21. Two weeks ago, Carver County had been averaging around 20-25 cases per day; this week, we are averaging around 35 cases a day. This may be because people have become less strict as cases declined, or because of the holidays, or because of the new more contagious strain of COVID-19 that has recently been detected in Minnesota.

- More than 6% of Carver County residents are confirmed to have had COVID-19.
- 34 Carver County residents have died from COVID-19.
- Testing has declined in Carver County. 3,062 tests were done last week, compared to 3,626 tests the week before.
- The 14-day case rate per 10,000 residents (the determiner for school openings) for December 13–December 26 was 33.96 (MDH, 1/7/21). This means MDH recommends Carver County elementary schools operate in a hybrid model, and middle/high schools operate in a distance learning model.
- Nine nursing homes/assisted living facilities recorded COVID-19 cases in the last 28 days.
- Positivity test rate is 4.3% this week, down from 5.4% last week. The desired positivity test rate is 5% or less.

## Vaccines

- Many vaccines are still in development, including 19 more vaccines in Phase 3 trials:

Vaccine Phase	Phase 1	Phase 2	Phase 3	Emergency Use in U.S.
Number	44	19	20	2

## Minnesota

- Minnesota has received 396,350 vaccine doses as of Wednesday, 1/6/21. This is enough to give 3.5% of Minnesotans two shots.
- Minnesota currently has 1,002 registered vaccinators, up from 795 last week. (1/6/21)

## Carver County

- As of Sunday, 1/10/21, 2,632 COVID-19 vaccine doses have been administered in Carver County.
- 17 organizations are registered to offer the vaccine in Carver County; an increase from 13 organizations last week.
- Carver County Public Health administered 200 vaccinations to first responders in the past two weeks.

## Minnesota Vaccine Priorities

Below are the current priorities for vaccinations:

- Phase 1a, Priority 1
  - Hospital staff
  - Skilled Nursing Facility residents and staff
  - EMS personnel, COVID-19 vaccinators and community COVID-19 testers
- Phase 1a, Priority 2
  - Hospital staff not included in Priority 1 group
  - Assisted Living residents and staff
  - Urgent Care staff
  - Dialysis Center staff (these staff are covered by MDH or the healthcare coalitions)
- Phase 1a, Priority 3

More details will be forthcoming as decisions are finalized. Tentatively, it includes:

- All remaining healthcare personnel not included in the first and second priority groups that are unable to telework. This includes funeral directors and morticians.
- Adult residents living in Intermediate Care Facilities for People with Intellectual Disabilities
- Other adult residents living in residential care facilities licensed in MN and primarily serving at-risk people, including older adults
- People with intellectual and physical disabilities, in settings such as community residential settings and adult foster care
- Homeless Service Settings

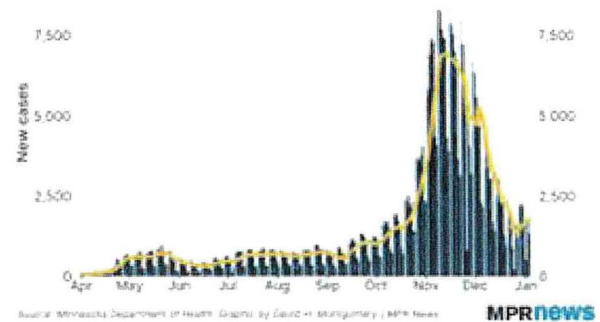


## Minnesota COVID Cases

- Minnesota COVID-19 case rates are increasing again, after declining. However, the rate of increase is not exponential, as it was in late 2020. (MPR, 1/11/21)
- COVID-19-related deaths in Minnesota continue to decline, after increasing since October. (MDH, 1/11/21)

## New COVID-19 cases in MN by sample date

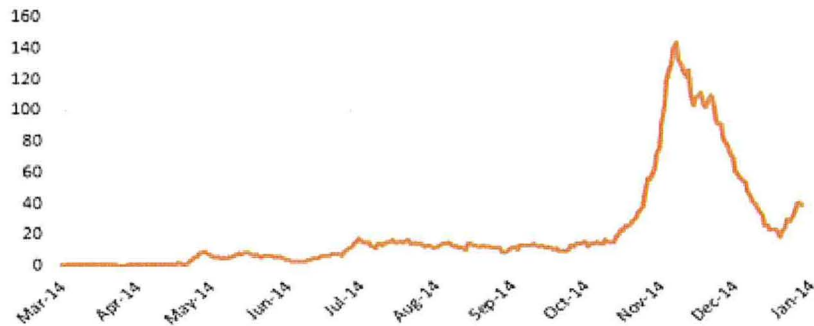
Includes only confirmed cases. Last week of data is incomplete and omitted. Line is 7-day rolling average. Light blue bars are Mondays.



## Carver County COVID-19 Cases

- As of January 11, 2021, Carver County has had 6,811 COVID-19 cases and 34 deaths.
- [COVID-19 Data Dashboard](#)

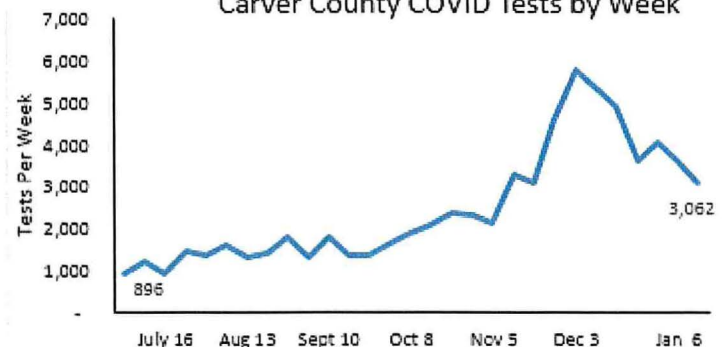
Carver County New COVID Cases  
(7 day average)



## Carver County COVID-19 Testing

- Testing is declining. Total number of COVID-19 tests as of 1/7/21: 75,494 (MDH).

Carver County COVID Tests by Week

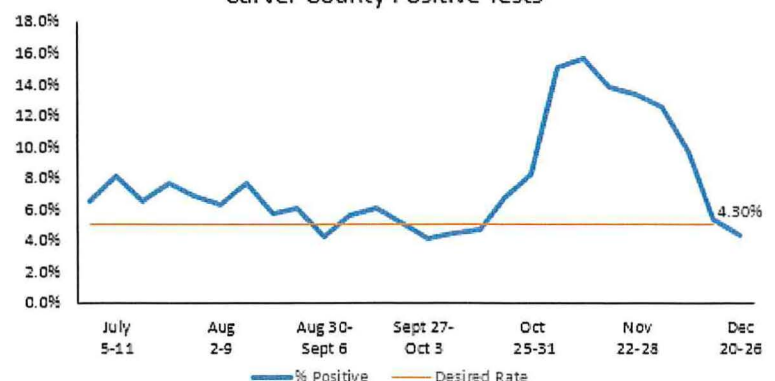


## Carver County COVID Test Positivity Rate

- 4.3% of Carver County residents testing between December 20 and December 26 had positive COVID-19 tests (1/6/21). This is below the desired rate of 5% or less for the first time since October.

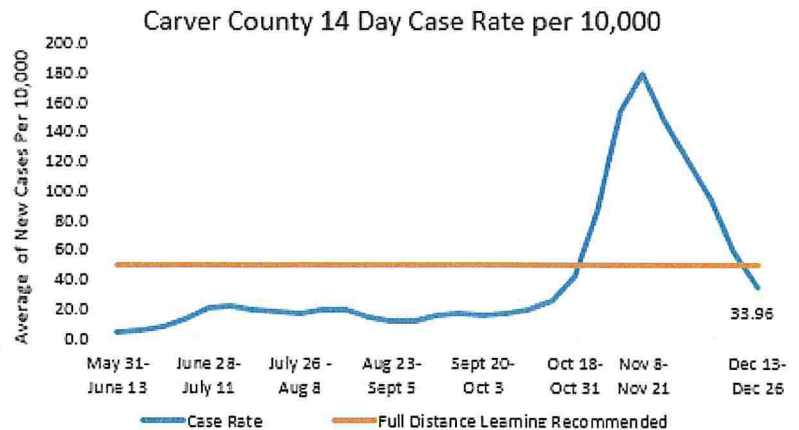
*Note the 2-week lag in data.*

Carver County Positive Tests



## School Opening

- The 14-day case rate per 10,000 people for Carver County for December 13–December 26 was 33.96 (MDH, 1/7/21). This means MDH recommends Carver County elementary schools instruct in a hybrid model, with middle/high school instruction in a distance learning model. Regardless, Governor Walz has recommended elementary school students return to in-person classes after January 18, with proper precautions in place. *Note the 2-week lag in data.*

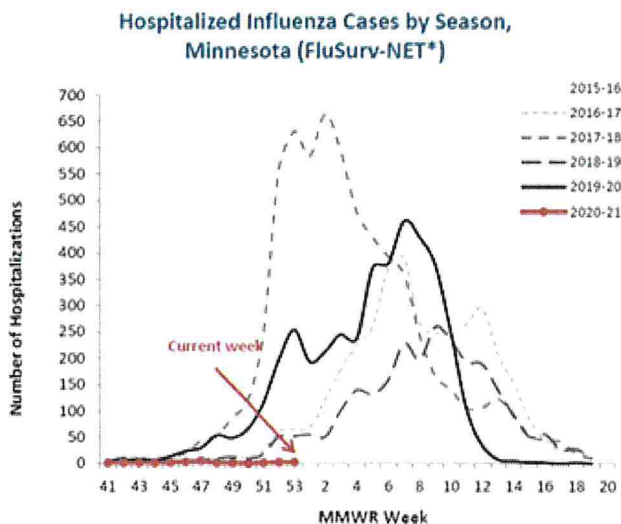


## Nursing Homes/Assisted Living

- 18 care facilities meet the definition for potential reporting of COVID-19 in Carver County. 9 facilities have had COVID-19 cases in the last 28 days. (MDH, 1/7/21)
  - Auburn Manor
  - Auburn Meadows Assisted Living
  - Carver Ridge Senior Living
  - Chaska Heights Senior Living
  - Good Samaritan Society-Waconia & Westview Acres
  - Riley Crossing Senior Living
  - River Oaks at Watertown
  - The Haven and The Harbor at Peace Village
  - Trouvaille Memory Care

## Influenza

- Currently there is very little influenza activity in Minnesota. (MDH, 1/7/21)



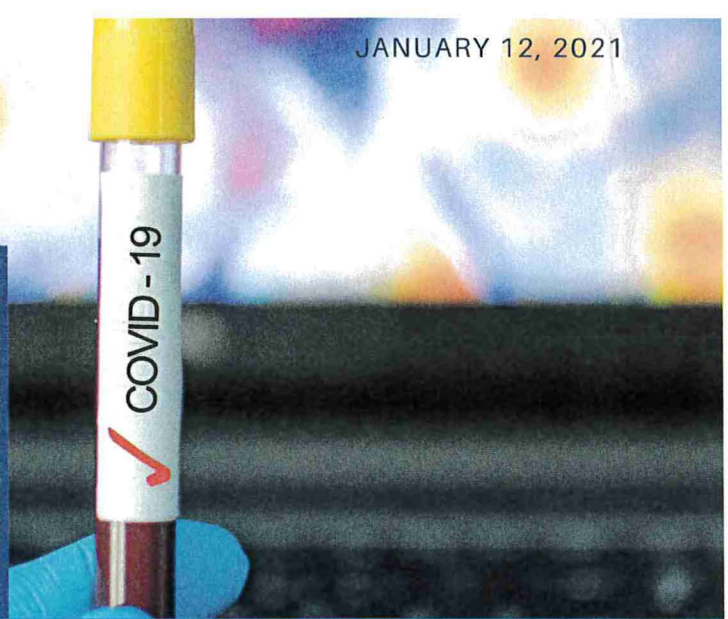
## Resources to Share

- Carver County Help Line: (952) 361-1559 | Hours: Monday-Friday, 9 a.m.-3 p.m.
  - Email: [communityresponse@co.carver.mn.us](mailto:communityresponse@co.carver.mn.us) | Web: [www.co.carver.mn.us/communityresources](http://www.co.carver.mn.us/communityresources)
- Carver County COVID-19 web page: [www.co.carver.mn.us/covid-19](http://www.co.carver.mn.us/covid-19)
  - [COVID-19 Vaccine](#)
  - [Local COVID-19 Testing Options](#)
  - [Business Resources](#)
- Carver County COVID-19 Spanish web page: [www.co.carver.mn.us/enfermedaddelcovid19](http://www.co.carver.mn.us/enfermedaddelcovid19)



# VACCINE MINUTE

Carver County Public Health Update on  
COVID-19 vaccine progress



## COVID-19 VACCINE WEBPAGE AVAILABLE

With information quickly changing regarding the COVID-19 vaccine, and lots of disinformation abounding on the internet, Carver County Public Health launched a COVID-19 vaccine information web page last week, available at [www.co.carver.mn.us/covid19vaccine](http://www.co.carver.mn.us/covid19vaccine).

This webpage will provide updated information on the vaccine, including timelines, safety, and basic info. We're receiving lots of questions regarding when people can receive the vaccine. The State of Minnesota remains in Phase 1a, vaccinating specific health-care workers, long-term care residents and staff, and EMS personnel. Right now, County Public Health isn't vaccinating anyone 75 years or older unless they're in one of these Phase 1a groups. They, along with frontline essential workers, make up Phase 1b.

### Minnesota Vaccine Priorities

Below are the current priorities for vaccinations:

- **Phase 1a, Priority 1**
  - Hospital staff
  - Skilled Nursing Facility residents and staff
  - EMS personnel, COVID-19 vaccinators and COVID-19 testers
- **Phase 1a, Priority 2**
  - Hospital staff not included in Priority 1 group
  - Assisted Living residents and staff
  - Urgent Care staff
  - Dialysis Center staff (these staff are covered by MDH or the healthcare coalitions)
- **Phase 1a, Priority 3**

More details will be forthcoming as decisions are finalized. Tentatively, it includes:

- All remaining healthcare personnel not included in the first and second priority groups that are unable to telework. This includes funeral directors and morticians.
- Adult residents living in Intermediate Care Facilities for People with Intellectual Disabilities
- Other adult residents living in residential care facilities licensed in MN and primarily serving at-risk people, including older adults
- People with intellectual and physical disabilities, in settings such as community residential settings and adult foster care
- Homeless Service Settings

### *In this newsletter:*

Vaccine info webpage  
launched  
Minnesota Vaccine  
Priorities  
Page 1

UK Variant Found in Carver  
County  
Graphic: When Can You Get  
the COVID-19 Vaccine?  
Page 2

### *Website:*

[www.co.carver.mn.us/  
covid19vaccine](http://www.co.carver.mn.us/covid19vaccine)



## COVID-19 VARIANT FOUND IN COUNTY RESIDENT

Carver County Public Health officials confirmed that the Minnesota Department of Health notified them of a County resident who tested positive for the UK variant of COVID-19.

"We knew it was inevitable that this variant would show up in our State and County eventually," Carver County Director of Public Health Richard Scott said. "Our best defense against this new COVID-19 variant continues to be the same as before: wearing our face coverings, maintaining physical distance and staying home when you're sick." Scott noted these mitigation strategies serve an even more important role since the initial research shows the UK variant of COVID-19 is more easily transmitted. He added that no evidence exists that it impacts the vaccine effectiveness or the severity of the disease.

Carver County's case was among five cases from four different counties in the Twin Cities metro area. Four of the cases were identified through the MDH Public Health Laboratory, and one was identified through the Centers for Disease Control and Prevention (CDC). More information on the variant can be found on the Minnesota Department of Health website at <https://www.health.state.mn.us/news/pressrel/2021/covid010921.html>.



## Rod Franks

---

**From:** Richard Scott  
**Sent:** Tuesday, January 12, 2021 3:48 PM  
**To:** Dave Hemze; Rod Franks; Nick Koktavy; David Frischmon; Jim Kuchelmeister; Lisa Songle  
**Cc:** Kerie Anderka; Danielle Griesmer; Heather Goodwin  
**Subject:** FW: Upcoming clinic dates - NOT FOR DISTRIBUTION  
**Attachments:** 2021-01-12-COVID-19-Vaccine-Minute.pdf

Hello All

I am forwarding the dates for the upcoming COVID-19 vaccine clinics that will be held in Township Hall. I am sharing this information for FYI only (not for wide spread distribution). These clinics are still reserved for high priority groups. We will be in contact those who are eligible based on their priority status. We are working with ER and our other partners on coordinating the invitation and registration for participants. I have attached our recent Vaccine Minute (to be released today) that describes the priority groups more clearly.

Please let me know if you have any questions.

Richard

---

**From:** Katie Hickel <khickel@co.carver.mn.us>  
**Sent:** Wednesday, January 06, 2021 11:42 AM  
**To:** Richard Scott <rscott@co.carver.mn.us>  
**Cc:** Samantha Downs <sdowns@co.carver.mn.us>  
**Subject:** Upcoming clinic dates

Hi Richard,

Below are the dates and times we have confirmed for Homeland Health to provide clinics through February. We have not reached out to the groups yet who are going to be included in these clinics and we are still working this out. Wanted to provide for your awareness, and anyone you think should be forwarded to (knowing it's not for dissemination and we will be in contact with who will be asked to sign up). We are planning to use Township Hall for all listed as well.

First Dose		Second Dose	
Date	Time	Date	Time
30-Dec	4-8PM	28-Jan	4-8 PM
5-Jan	4-8 PM	2-Feb	4-8PM
12-Jan	4-8 PM	9-Feb	4-8PM
14-Jan	9AM-1PM	11-Feb	9AM-1PM
19-Jan	1-5 PM	16-Feb	1-5 PM
21-Jan	9AM-1PM	18-Feb	9AM-1PM
26-Jan	1-5 PM	23-Feb	1-5 PM
28-Jan	11-3 PM	25-Feb	9AM-1PM

Thanks!



## Rod Franks

---

**From:** Dave Hemze  
**Sent:** Monday, January 11, 2021 1:14 PM  
**To:** Eric Sieger; Richard Scott  
**Cc:** Rod Franks  
**Subject:** RE: FOR AWARENESS: Carver County named by MPR as having "variant"

Ok with me to distribute.

*Dave*

---

**From:** Eric Sieger <esieger@co.carver.mn.us>  
**Sent:** Monday, January 11, 2021 12:30 PM  
**To:** Richard Scott <rscott@co.carver.mn.us>  
**Cc:** Dave Hemze <dhemze@co.carver.mn.us>; Rod Franks <rfranks@co.carver.mn.us>  
**Subject:** FOR AWARENESS: Carver County named by MPR as having "variant"

Saw some discussion on Facebook, and apparently MPR listed Carver County as one of the metro counties that had a resident test positive for the UK variant.

I'm reattaching the press release we prepared.

I checked the other counties named (both social media and webpage) and no mention of it. I'm hesitant to stay quiet because it looks like we're trying to hide something and lack of information could create more fear. At the same time, if no one else (including MDH) is naming names, then perhaps we hold off for a bit.

**Eric Sieger | PIO/Communications Manager | Carver County**

602 East 4th St. | Chaska, MN | 55318

Office Phone: 952-361-1038

Mobile Phone: 507-649-1385

[esieger@co.carver.mn.us](mailto:esieger@co.carver.mn.us) | Website: [www.co.carver.mn.us](http://www.co.carver.mn.us)

## Rod Franks

---

**From:** Richard Scott  
**Sent:** Monday, January 11, 2021 12:55 PM  
**To:** Eric Sieger  
**Cc:** Dave Hemze; Rod Franks  
**Subject:** RE: FOR AWARENESS: Carver County named by MPR as having "variant"

Hello Eric

I would be supportive sending out this message out via our social media outlets.

Richard

---

**From:** Eric Sieger <esieger@co.carver.mn.us>  
**Sent:** Monday, January 11, 2021 12:30 PM  
**To:** Richard Scott <rscott@co.carver.mn.us>  
**Cc:** Dave Hemze <dhemze@co.carver.mn.us>; Rod Franks <rfranks@co.carver.mn.us>  
**Subject:** FOR AWARENESS: Carver County named by MPR as having "variant"

Saw some discussion on Facebook, and apparently [MPR listed Carver County](#) as one of the metro counties that had a resident test positive for the UK variant.

I'm reattaching the press release we prepared.

I checked the other counties named (both social media and webpage) and no mention of it. I'm hesitant to stay quiet because it looks like we're trying to hide something and lack of information could create more fear. At the same time, if no one else (including MDH) is naming names, then perhaps we hold off for a bit.

**Eric Sieger | PIO/Communications Manager | Carver County**

602 East 4th St. | Chaska, MN | 55318

Office Phone: 952-361-1038

Mobile Phone: 507-649-1385

[esieger@co.carver.mn.us](mailto:esieger@co.carver.mn.us) | Website: [www.co.carver.mn.us](http://www.co.carver.mn.us)

## Rod Franks

---

**From:** Patrick Stieg  
**Sent:** Monday, January 11, 2021 12:31 PM  
**Subject:** Updated Situational Analysis  
**Attachments:** 1.11.21 Situational Analysis.docx

Good Afternoon.

Attached is the updated weekly Situational Analysis.  
Thanks to Carol Becker for pulling all the information together into this document.

Pat Stieg  
Planning Section Chief

# Carver County COVID-19 Situational Analysis 1-11-21

## SUMMARY

### Vaccines are here!

- **Carver County Doses Administered:** 2,632 as of Sunday, 1/10/21.
- **Carver Vaccinators:** 17 organizations registered to vaccinate in Carver County. Last week there were 13.
- **Carver County Vaccine Clinic** Carver County hosted its first vaccination clinic for first responders on Tuesday. It administered 200 doses. It is expecting a second shipment of 400 doses this week.
- **Minnesota Vaccines Administered:** 132,280 as of 1/10/21, mostly through hospitals, 2.5% of the population.
- **Doses Allocated to Minnesota:** 396,350 of Wednesday 1/6/21.
- The UK, Russia, India, and China have approved vaccines. There are 20 other vaccines in Phase 3 trials.

### Carver County

- As of 1/11/21, Carver County had 6811 cases. Cases are increasing. Two weeks ago, Carver County had been averaging around 20-25 cases per day. This week, we are averaging around 35 cases a day. This may be because people have become laxer as cases declined, or because of the holidays, or because of the new more contagious strain of COVID that has recently been detected in Minnesota.
- Over 6% of Carver County residents are confirmed to have had COVID.
- 34 people have died from COVID.
- Testing has declined in Carver County. 3,062 tests were done last week, compared to 3,626 the week before.
- The 14-day case rate per 10,000 people for Carver County from December 13th to December 26th was 33.96 cases. (MDH, 1/7/21)
- This means that the County has a recommendation of elementary school operating in a hybrid model, and middle/high school in a distance model, which is a change from a previous recommendation of fully distanced learning. (MDH, 1/7/21).
- 9 out of 18 care facilities in Carver County had COVID cases in the last 28 days.
- Positivity is 4.3%, down from 5.4% last week. The desired standard is 5% or less. This rate data lags by 2 weeks.

### Minnesota

- The new, more contagious variant of the COVID virus has been detected in Minnesota. This variant has driven a rapid case rate growth in the U.K.
- New cases have begun to increase, after declining from the peak around Thanksgiving.
- Deaths have continued to decline but this is not surprising as deaths lag cases an average of 22 days.
- The state-calculated positivity rate is 6.9%, up from 5.1% last week. This data lags two weeks. The current state level positivity rate (calculated by MPR) was 5.4% as of today.
- Three of the five measures that the Governor uses to determine what public policy measures should be in place at the state level to control virus spread are in the high-risk red zone. One is in the yellow zone (barely) and one is the white zone.
- Testing continues to decline across the state.
- There is still virtually no flu in Minnesota, an amazing fact.

### National

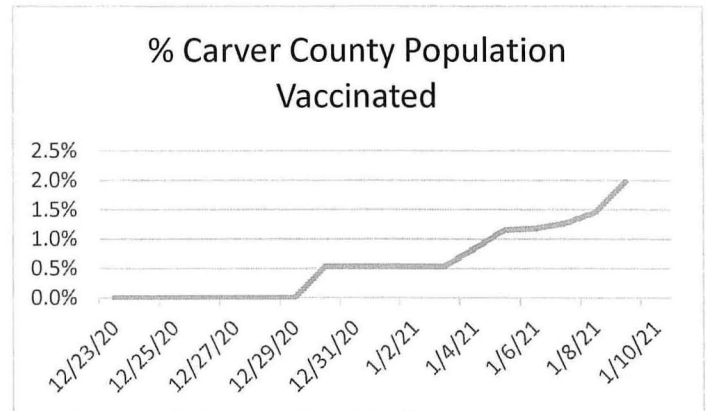
- National case rates are skyrocketing, as are deaths. The U.S. passed 300,000 new cases in a single day, a new record. Arizona, California, Oklahoma, Rhode Island and South Carolina have the most daily new cases per day.
- Death rates vary by race in the U.S.
  - 1 in 595 Indigenous Americans has died (or 168.4 deaths per 100,000)
  - 1 in 735 Black Americans has died (or 136.5 deaths per 100,000)
  - 1 in 1,000 Latino Americans has died (or 99.7 deaths per 100,000)
  - 1 in 1,030 White Americans has died (or 97.2 deaths per 100,000)

- Average life expectancy in the U.S declined by one year due to the Pandemic.
- The Queen of England and Prince Phillip have been vaccinated. The Pope has not yet been vaccinated.

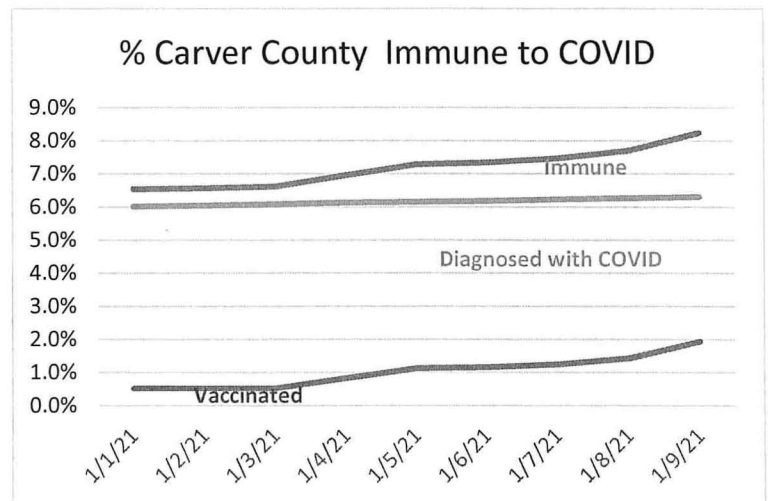
## VACCINES ARE HERE!

### DOSES ADMINISTERED IN CARVER COUNTY:

2,632 as of Sunday, 1/10/21.



Over 8% of Carver County residents have either been diagnosed with COVID or have been vaccinated, providing some level of at least shorter-term immunity.



**CARVER VACCINATORS** 17 organizations registered to vaccinate in Carver County. Last week there were 13.

**CARVER COUNTY VACCINE CLINIC** Carver County hosted its first vaccination clinic for first responders on 01/05/21. It administered 200 doses. It is expecting a second shipment of 400 doses this week.

**DOSES ALLOCATED TO MINNESOTA:** 396,350 of Wednesday 1/6/21. Last week, 297,350 had been allocated. That is enough to give 3.5% of Minnesotans two shots.

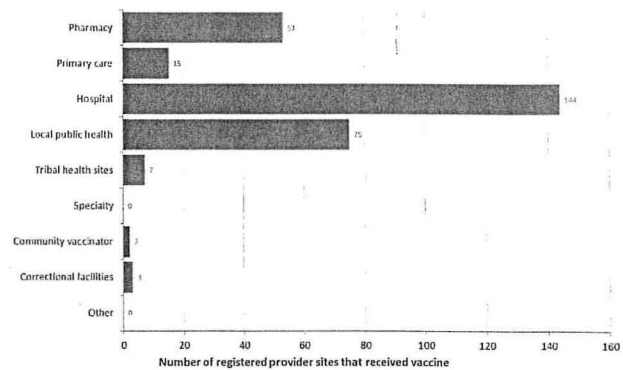
**MINNESOTA DOSES ADMINISTERED:** 132,280 as of Sunday, 1/10/21.

**MINNESOTA REGISTERED VACCINATORS:** 1002 as of Wednesday, up from 795 last week. 1/6/21.

## MINNESOTA ORGANIZATIONS RECEIVING VACCINE

As of Wednesday, 299 providers have received doses. (1/6/21)

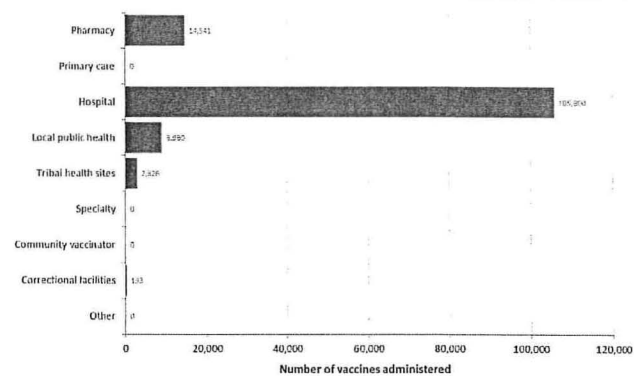
The number of provider sites that received vaccine by type of provider represents the type of facility that vaccine is shipped to. Vaccine may be further distributed from that facility to different provider types (e.g. a large health system may get vaccine to their warehouse and send it out to some of their hospitals).



## MINNESOTA ORGANIZATIONS

**ADMINISTERING VACCINE** Almost all the vaccine that has been administered so far has been administered through hospitals.

### Doses administered by provider type



**OTHER VACCINES:** Many other vaccines are still in development, include 19 more vaccines in Phase 3 trials:

Last week:

Vaccine Phase	Phase 1	Phase 2	Phase 3	Emergency Use in US
Number	43	20	20	2

This week:

Vaccine Phase	Phase 1	Phase 2	Phase 3	Emergency Use in US
Number	44	19	20	2

## MINNESOTA VACCINE PRIORITIES

Here are the current priorities for vaccinations:

### Phase 1a, Priority 1

- Hospital staff
- Skilled Nursing Facility residents and staff
- EMS personnel, COVID-19 vaccinators, and community COVID-19 testers

### Phase 1a, Priority 2

- Hospital staff not included in Priority 1 group.
- Assisted Living residents and staff
- Urgent Care staff
- Dialysis Center staff (these staff are covered by MDH or the health care coalitions)

### Phase 1a, Priority 3

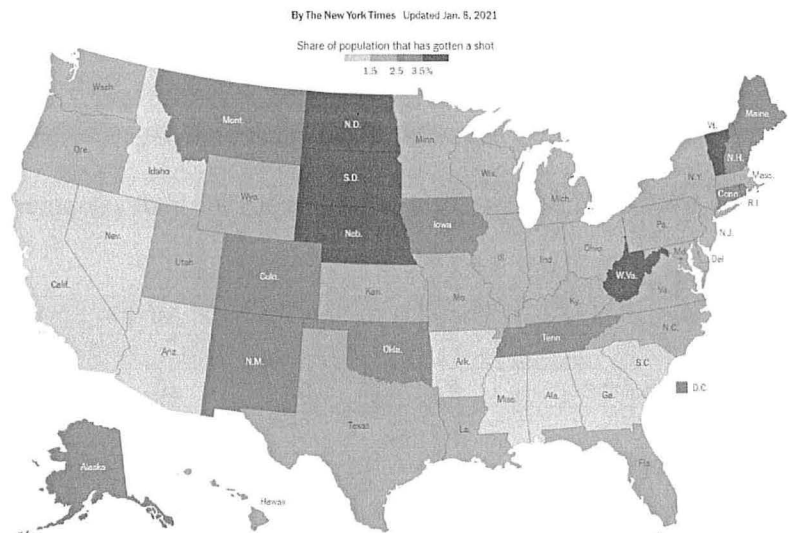
More details will be forthcoming as decisions are finalized. Tentatively, it includes:

- All remaining health care personnel (HCP) not included in the first and second priority groups that are unable to telework. This includes funeral directors and morticians
- Adult residents living in Intermediate Care Facilities for People with Intellectual Disabilities
- Other adult residents living in residential care facilities licensed in MN and primarily serving at-risk people, including older adults
- People with intellectual and physical disabilities, in settings such as community residential settings and adult foster care.
- Homeless Service Settings

## NATIONAL VACCINE ROLLOUT

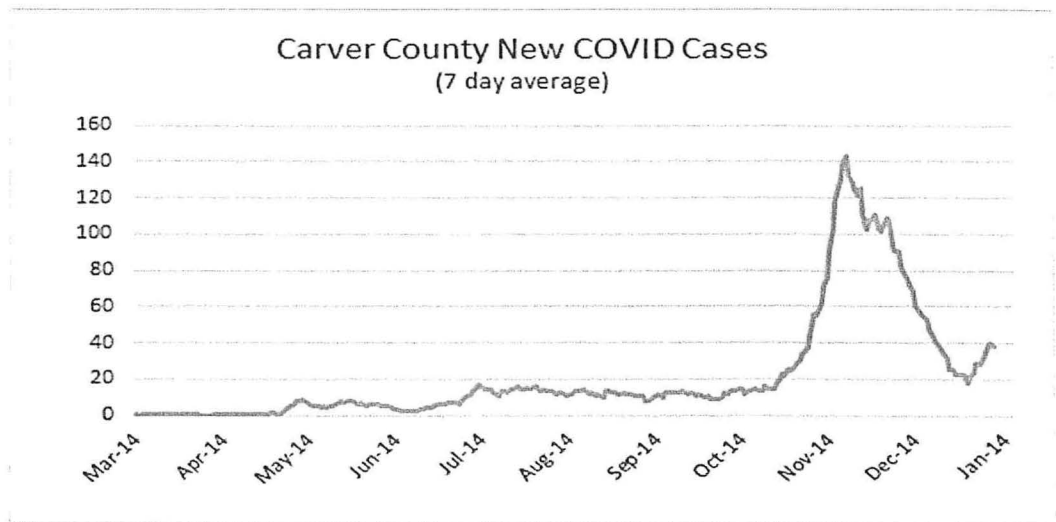
North Dakota and South Dakota, which appeared to be the source of transmission of the spike in Minnesota over Thanksgiving, now lead the country in the percent of their population vaccinated.

## See How the Vaccine Rollout Is Going in Your State

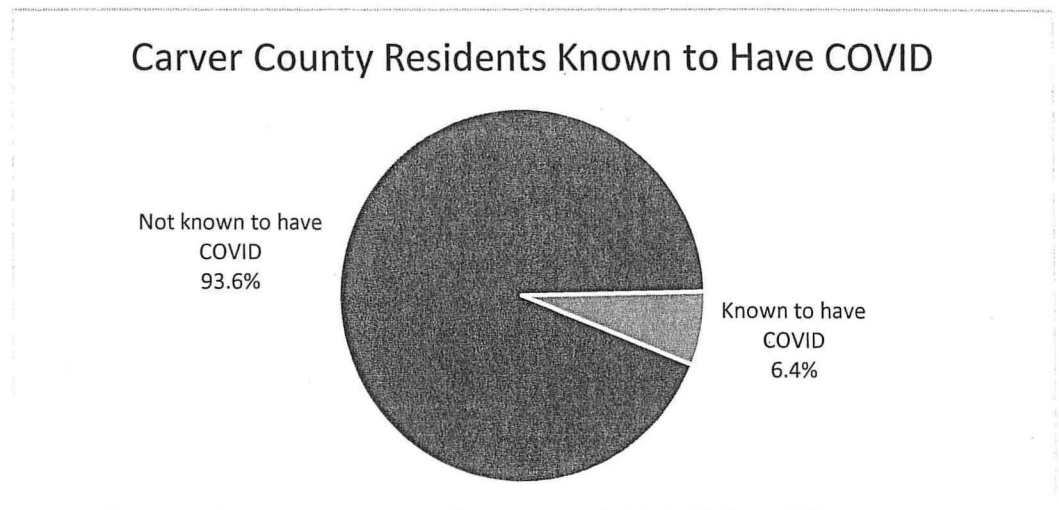


## CARVER COUNTY

**NEW CARVER COUNTY COVID CASES:** As of 1/11/21, Carver County had 6811 cases. Cases are increasing. Two weeks ago, Carver County had been averaging around 20-25 cases per day. This week, we are averaging around 35 cases a day. This may be because people have become laxer as cases declined, or because of the holidays, or because of the new more contagious strain of COVID that has recently been detected in Minnesota.



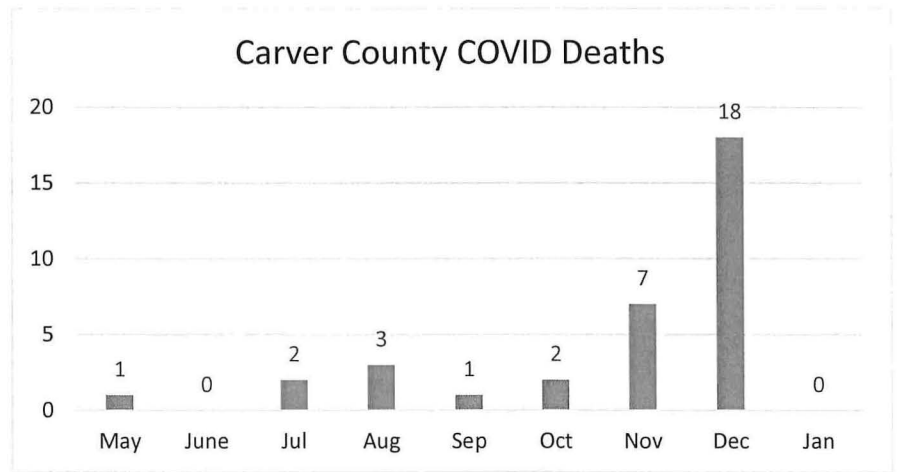
More than 6% of Carver County residents have been diagnosed with COVID.  
(1/11/21)



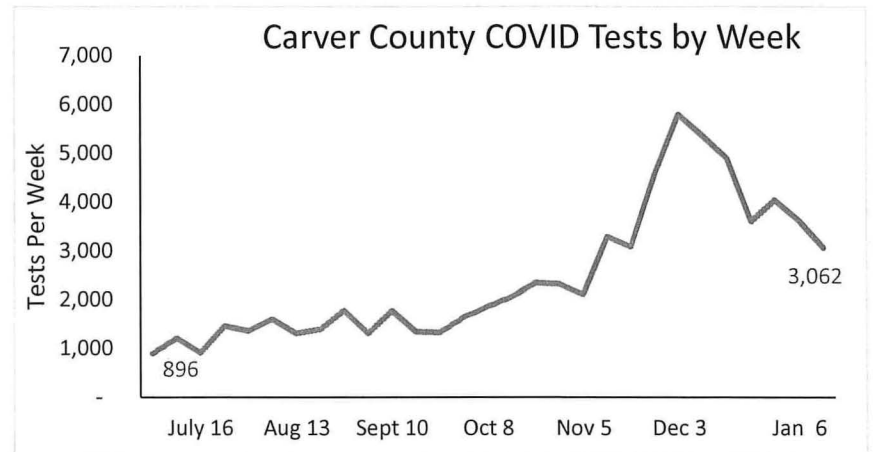


## DEATHS OF CARVER COUNTY

**RESIDENTS:** Seven Carver County residents died from COVID in November and eighteen in December. 34 residents have died in total.

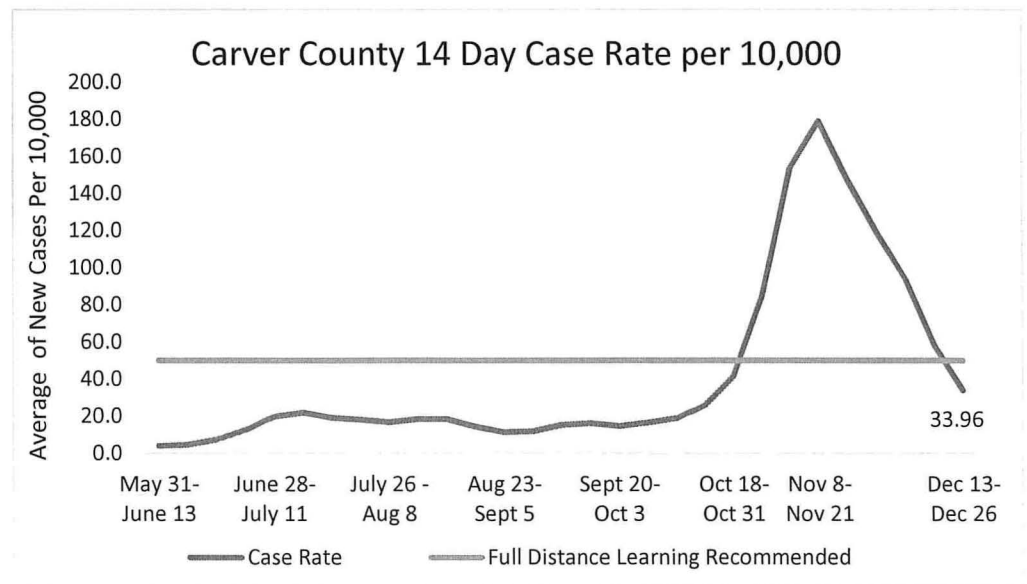


**CARVER COUNTY COVID TESTING** Total as of 1/7/21: 75,494. 3,062 tests happened last week. Testing is declining. (MDH)



## SCHOOL OPENING/

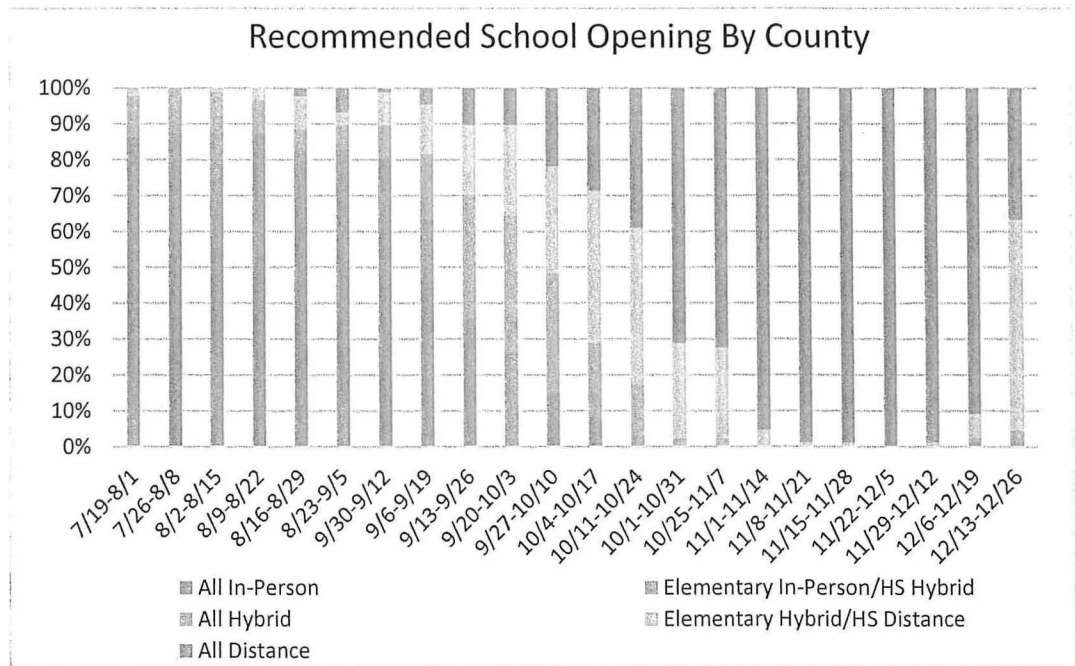
**14 DAY CASE RATE** The 14-day case rate per 10,000 people for Carver County from December 13<sup>th</sup> to December 26<sup>th</sup> was 33.96 cases. (MDH, 1/7/21). This means that the County has a recommendation of elementary instruction in a hybrid model, with middle/high school instruction in a distance model. *Note the 2 week lag in data.* Regardless, the governor has recommended elementary school student return to in-person classes after January 18th, with proper precautions in place.



## 14 DAY CASE RATE

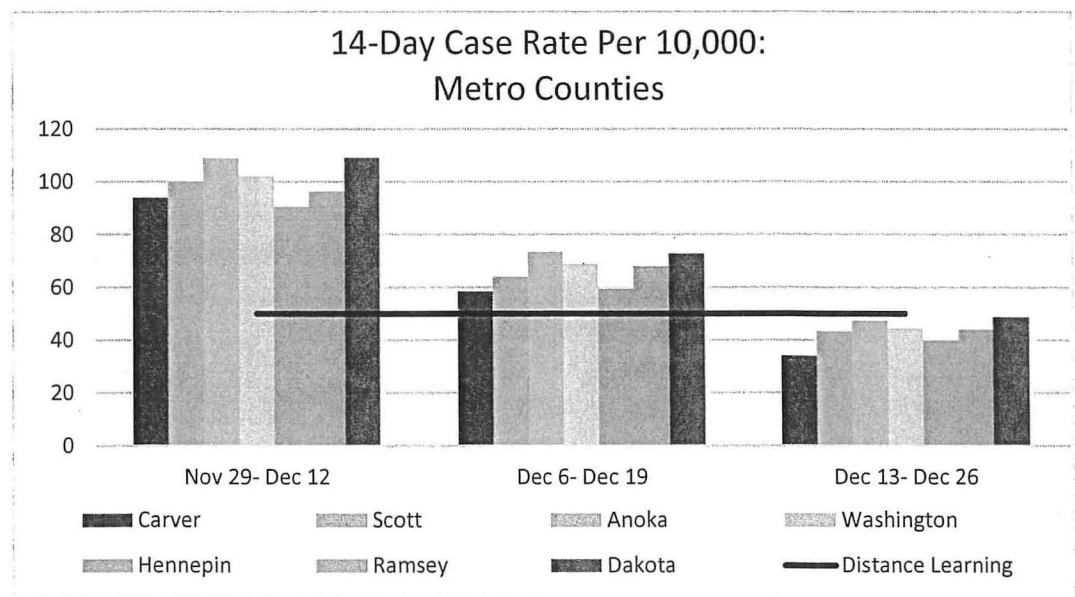
### PER 10,000 BY

**COUNTY** This week we saw a fairly dramatic shift in the recommendations for schools. Two weeks ago, we saw all 87 counties as recommended for fully distance learning. This week, only 32 were.



## METRO 14 DAY CASE RATE

You can see in this chart how far case rates have declined around the metro and how rapidly. Two weeks ago, case rates were around 100 cases per day in metro counties. Now they are more than half that. (1/7/21) *Note the 2 week lag.*

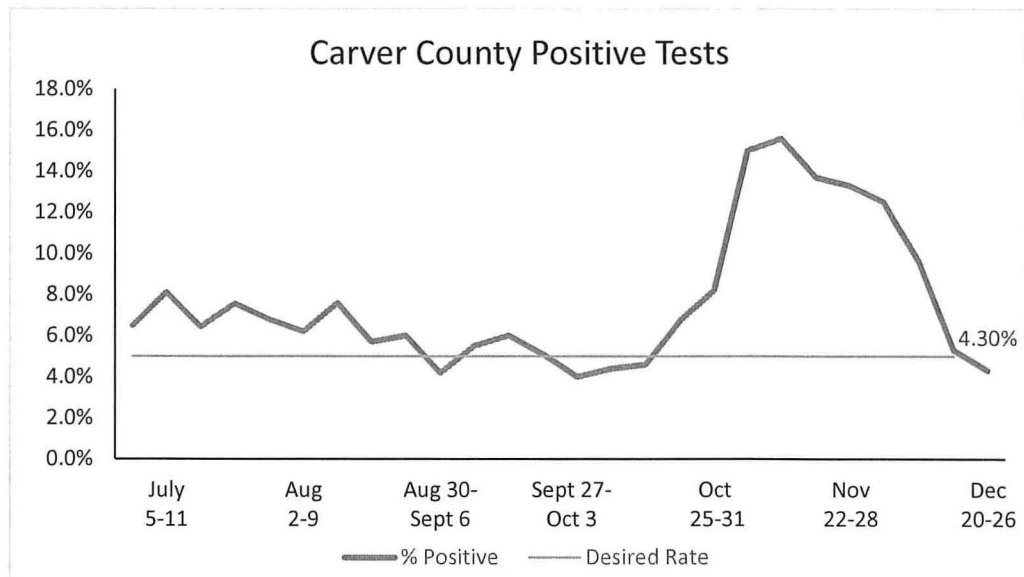


**NURSING HOMES/ASSISTED LIVING** 9 of 18 care facilities in Carver County had COVID cases in the last 28 days. (MDH, 1/7/21)

- Auburn Manor
- Auburn Meadows Assisted Living
- Carver Ridge Senior Living
- Chaska Heights Senior Living
- Good Samaritan Society - Waconia and Westview Acres
- Riley Crossing Senior Living
- River Oaks at Watertown
- The Haven and The Harbor at Peace Village
- Trouvaille Memory Care

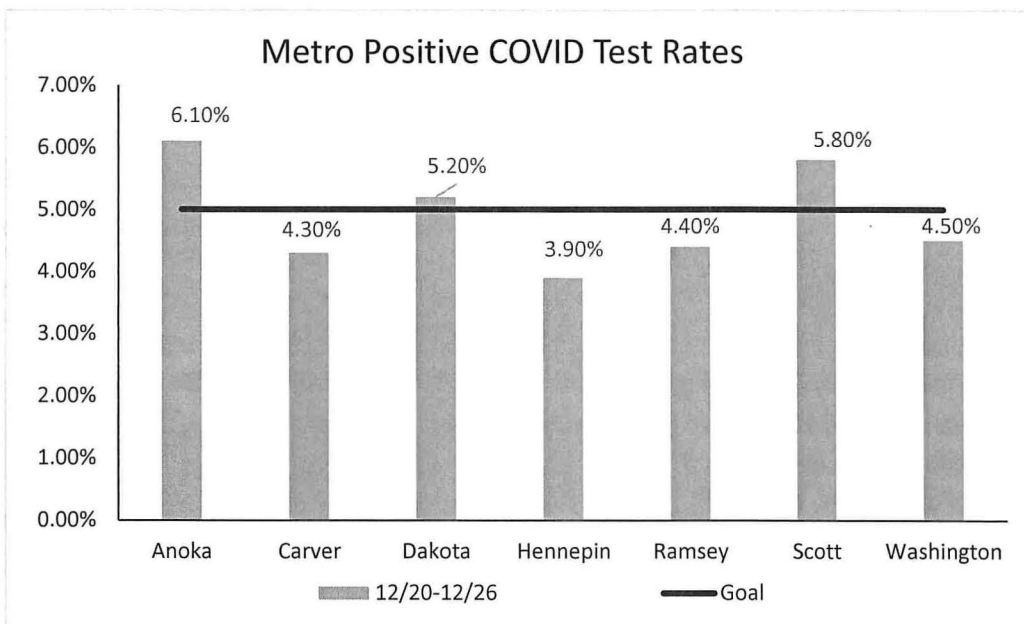
## CARVER COUNTY PERCENT OF POSITIVE TESTS (POSITIVITY)

4.3% of Carver County residents testing between 12/20 and 12/26 had positive tests. (1/6/21). This is below at the desired rate of 5% or less for the first time since October. *Note the 2 week lag.*



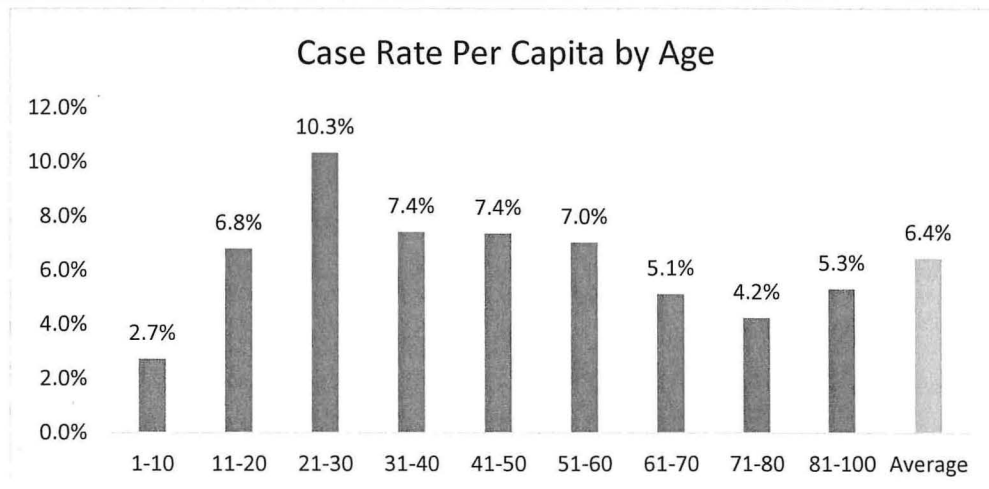
## METRO POSITIVITY

**RATES** (1/7/21) Positivity rates are below 5% for several counties, including Carver. *Note the 2 week lag.*



## CASE RATES PER CAPITA

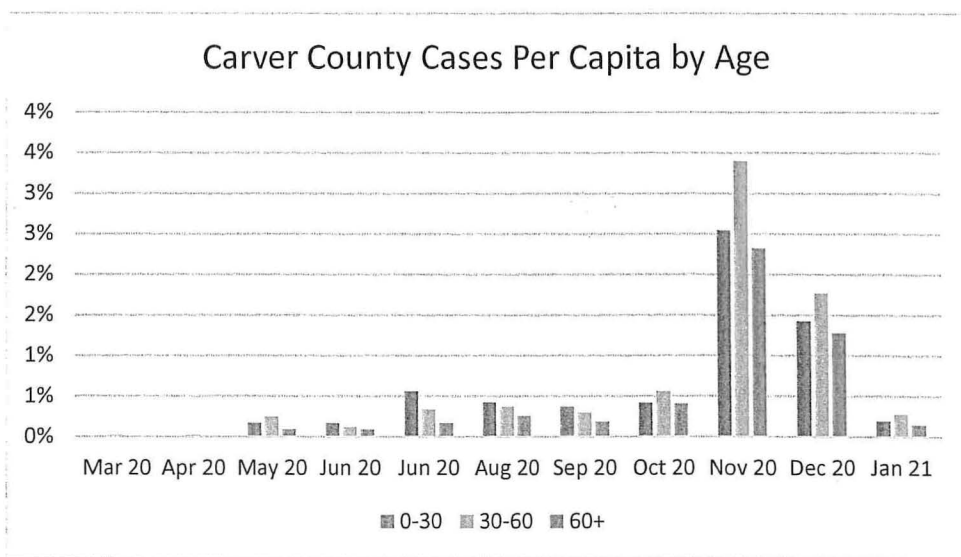
**BY AGE** I just got data on population by age, so this let me make this chart that looks at the case rates by age. This chart lets us see the number of cases, adjusted for the number of people of that age in Carver County. You can see that children 11-20 get COVID at almost the same rate as older people. Conversely, older people from 60-80 get COVID at a lower rate than other ages. People over 80 get COVID at a higher rate than other elderly people, most likely because a higher proportion are in care facilities.



## CASE RATES PER CAPITA BY

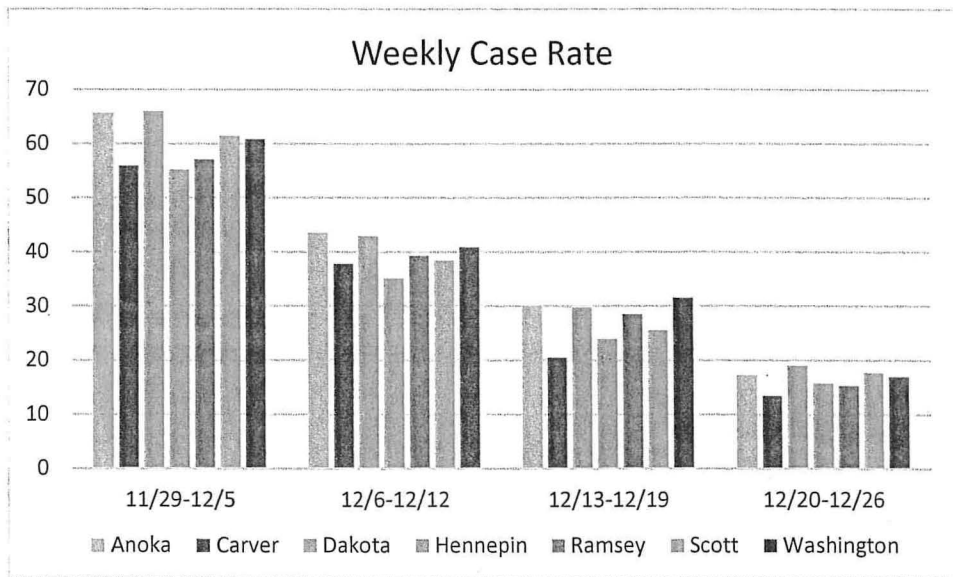
### AGE BY MONTH

This chart shows the case rates per capita by month, basically showing which age groups are having the most COVID cases. In the summer, we talked about younger people having the disease more than older people. In November and beyond, it is middle-aged people who have had the disease the most. Older people have had a lower rate of disease, when adjusted for population, than younger people. (1/7/21)

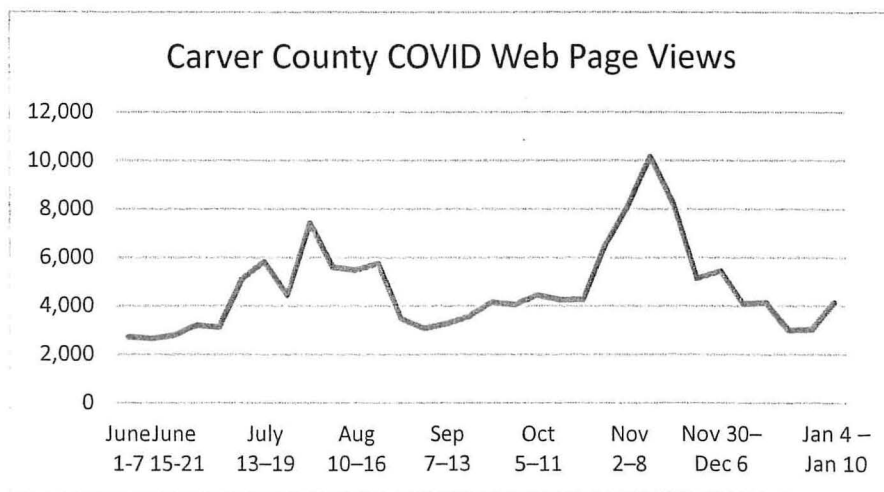


## WEEKLY CASE RATE BY

**COUNTY** You can see the decrease in cases per capita across metro cases.



**WEB PAGE VIEWS** Web page views are down after spiking when case numbers spiked.

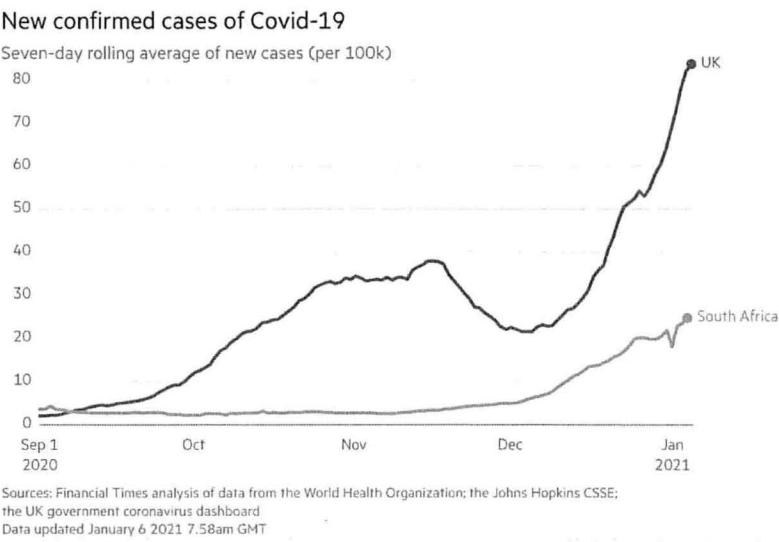


**CARVER COUNTY RESIDENTS BY AGE** This chart shows the number of Carver County residents by age cohort. Note that this looks at the American Community Survey, years 2015-2019, so it shows a total that is different from a 2019 or 2020 estimate. I have included this for anyone who might need it for their own purposes.

ACS 2015-2019	YEAR	Women	Men	DENOMINATOR	Total	Percent
Under 5	2019	3179	3418	101949	6597	6.50%
5 to 9	2019	3886	4053	101949	7939	7.80%
10 to 14	2019	3955	4058	101949	8013	7.90%
15 to 19	2019	3731	3906	101949	7637	7.50%
20 to 24	2019	2720	2745	101949	5465	5.40%
25 to 29	2019	2403	2249	101949	4652	4.60%
30 to 34	2019	3178	3205	101949	6383	6.30%
35 to 39	2019	3919	3729	101949	7648	7.50%
40 to 44	2019	3528	3440	101949	6968	6.80%
45 to 49	2019	3759	3775	101949	7534	7.40%
50 to 54	2019	4006	4061	101949	8067	7.90%
55 to 59	2019	3643	3786	101949	7429	7.30%
60 to 64	2019	3055	2934	101949	5989	5.90%
65 to 69	2019	1945	1999	101949	3944	3.90%
70 to 74	2019	1610	1328	101949	2938	2.90%
75 to 79	2019	1092	890	101949	1982	1.90%
80 to 84	2019	855	618	101949	1473	1.40%
Over 85	2019	867	424	101949	1291	1.30%
					101,949	

## MINNESOTA

**MORE CONTAGIOUS VARIANTS NOW IN MINNESOTA** There are two new troubling mutations of the COVID virus that are more contagious than current variants. The U.K. mutation of COVID virus has made it 70% more likely to be transmitted. This is driving increasing number of cases in the U.K. There is a second variant first directed in South Africa, which is also driving increasing case numbers. These variants have been detected in Minnesota.

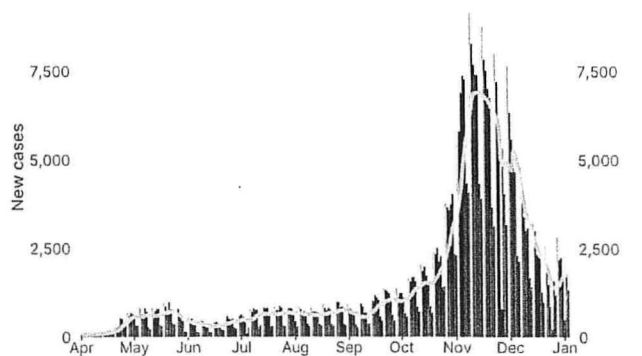


## CASES IN MINNESOTA

Minnesota case rates are increasing again, after declining. The rate of increase, however, is not exponential, as it was earlier in the year. (MPR, 1/11/21)

### New COVID-19 cases in MN by sample date

Includes only confirmed cases. Last week of data is incomplete and omitted. Line is 7-day rolling average. Light blue bars are Mondays.



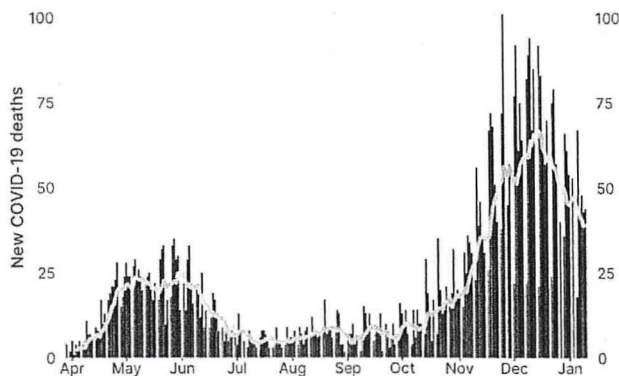
Source: Minnesota Department of Health. Graphic by David H. Montgomery | MPR News

MPRnews

**DEATHS IN MN DECLINE.** Deaths continue to decline, after increasing since October. (MPR, 1/11/21)

### Daily deaths in Minnesota from COVID-19

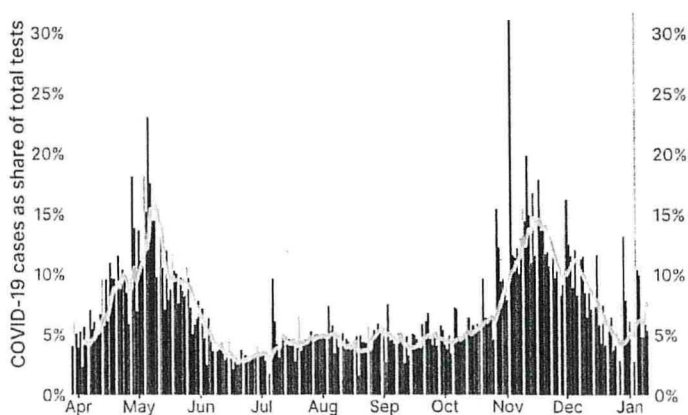
Line represents 7-day rolling average. Light blue bars are Mondays.



**CURRENT MINNESOTA POSITIVITY** The positivity rate is around 5.4%, an increase over the last week or so. (MPR 1/11/21)

### COVID-19 positive test rate in Minnesota

Line represents weekly average. Light blue bars are Mondays.

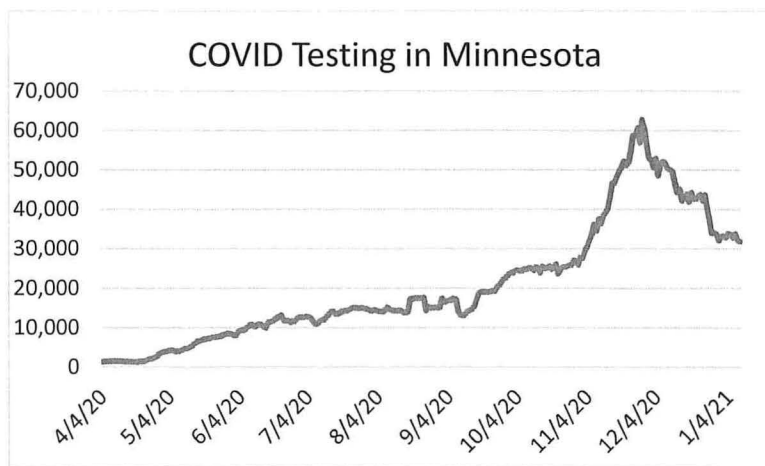


Source: Minnesota Department of Health. Graphic by David H. Montgomery | MPR News

MPRnews



**MINNESOTA TESTING** Testing had been declining since its peak around Thanksgiving. (1/10/21)

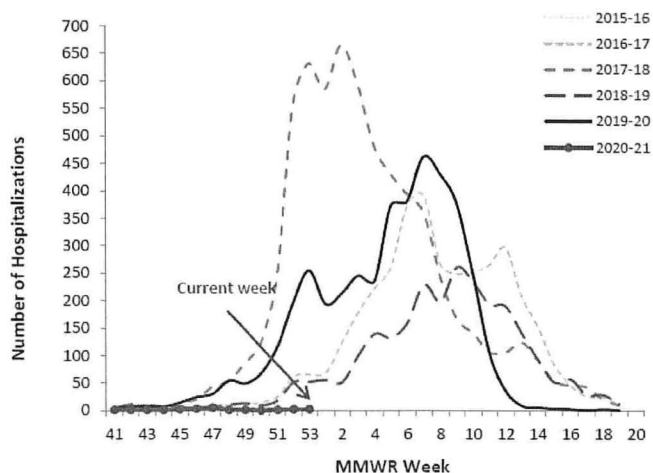


## GOVERNOR CHANGES RESTRICTIONS AS CASES SUBSIDE

- Indoor dining at bars and restaurants can open at 50 percent capacity, with a maximum of 150 people. Parties of no more than six people must remain six feet from other parties; bar seating is open to parties of two; reservations are required; and establishments must close dine-in service by 10 p.m. Face masks worn by everyone except when they are eating or drinking.
- Gym capacity remains capped at 25 percent but maximum capacity increases to 150 and classes can increase to 25 people, assuming distancing can be observed. Face masks always required.
- Outdoor events and entertainment continue at 25 percent capacity, but maximum capacity increases to 250 people. Social distancing is required.
- Indoor events and entertainment – like bowling alleys, movie theaters, and museums – may open at 25 percent, with no more than 150 people in each area of the venue.
- Youth and adult organized sports have resumed practice as of January 4, and games resume January 14 with spectators, following the appropriate capacity limits for indoor or outdoor venues. Inter-region tournaments and out of state play are discouraged.
- Pools opened on January 4 for some activity, and may now open, like gyms, at 25 percent capacity.
- Wedding receptions and other private parties may resume with limits. If food and drink are served at the event, then they are limited to two households or 10 people indoors and 3 households or 15 people outdoors. If there is no food or drink, they are covered by event venue guidelines. Any related ceremony – like a wedding or funeral ceremony – is guided by rules for ceremonies and places of worship.
- Places of worship remain open at 50% capacity but without an overall maximum capacity.

**INFLUENZA** Minnesotans are still not getting the flu. This is a pretty amazing decline. (MDH, 1/7/21)

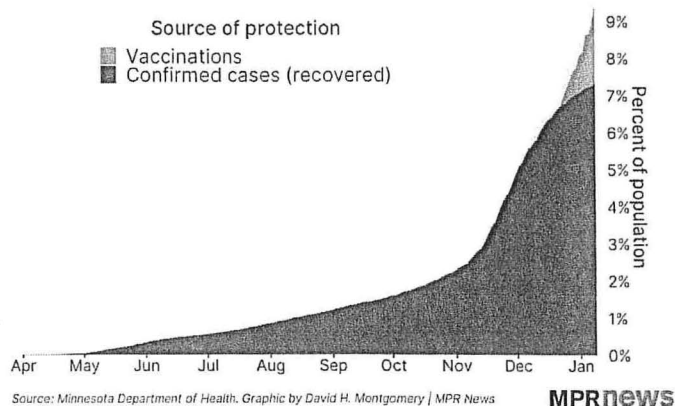
Hospitalized Influenza Cases by Season, Minnesota (FluSurv-NET\*)



**HOW MUCH IMMUNITY IN MINNESOTA** The number of people that have immunity is the number of people who have been ill plus the number of people immunized. When we add the two together, almost 10% of Minnesotans are protected from COVID into some point in the future. (MPR, 1/8/21)

## Confirmed COVID-19 protection in MN


Does not include COVID-19 infections not confirmed by tests. An unknown share of vaccinated people have also been confirmed cases.



**MN IN THE MIDDLE OF THE STATES IN VACCINATIONS PER CAPITA** We were 25th, as of 1/8/21.

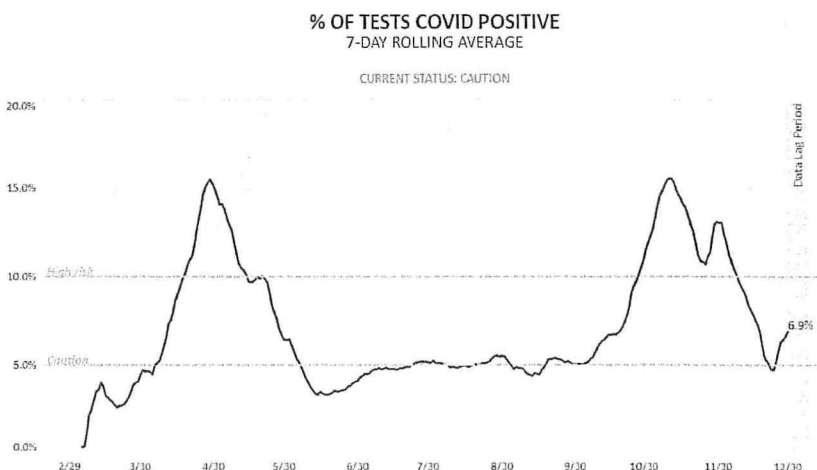
## State COVID-19 vaccine doses per capita

As of Jan. 07, 2021

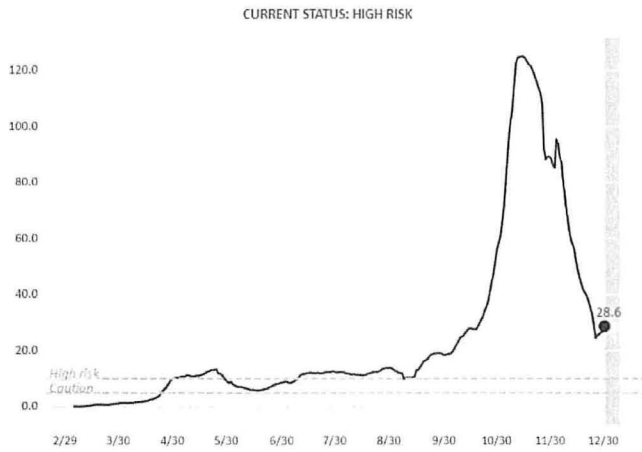


**DIAL-BACK DATA** Three of the five measures are in the high risk red zone, one in the yellow zone and one is the the white zone. Note the data has a two week lag. This data is as of 1/10/21.

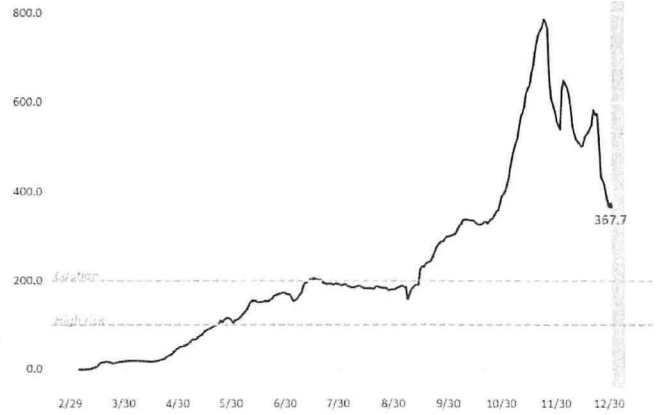
The official test positivity rate has increased from 5.1% to 6.9%. The goal is to be at 5% or lower.



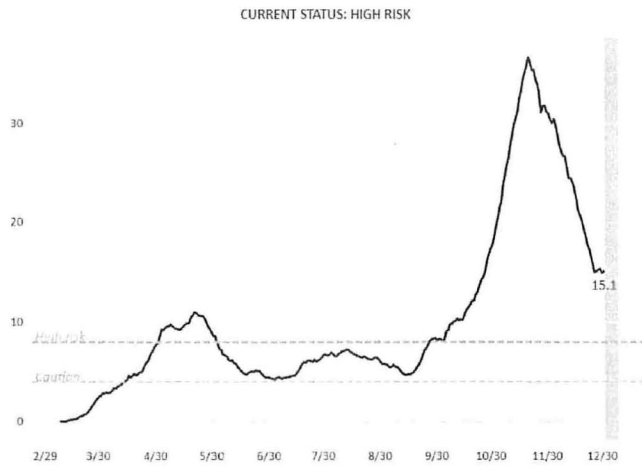
**DAILY NEW CASES PER 100,000 RESIDENTS**  
7-DAY ROLLING AVERAGE



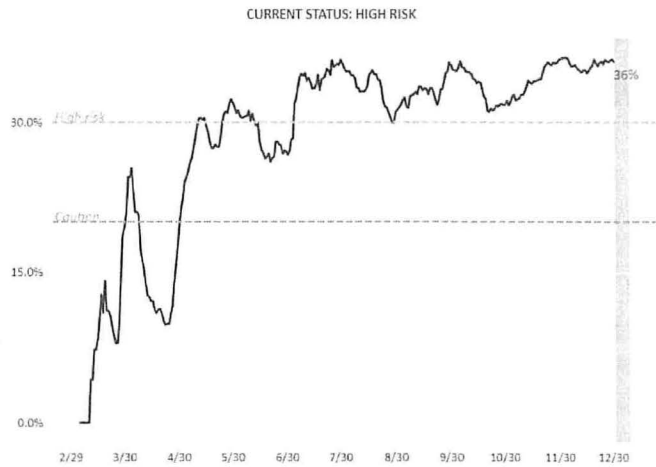
**WEEKLY COVID TESTS PER 10,000 RESIDENTS**  
7-DAY ROLLING AVERAGE



**NEW COVID+ HOSPITAL ADMISSIONS PER 100,000 RESIDENTS**  
WEEKLY | 7-DAY ROLLING AVERAGE

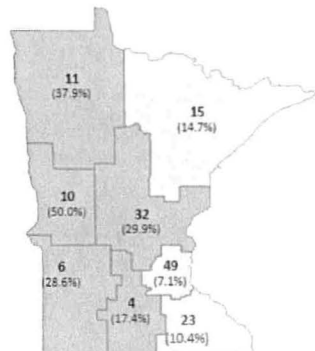


**% OF CASES WITH NO KNOWN EXPOSURE**  
7-DAY ROLLING AVERAGE

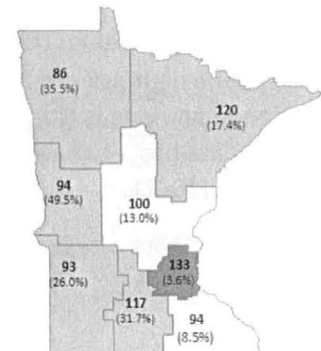


**HOSPITAL CAPACITY** Non-ICU bed availability remains tight in the metro. (1/10/21)

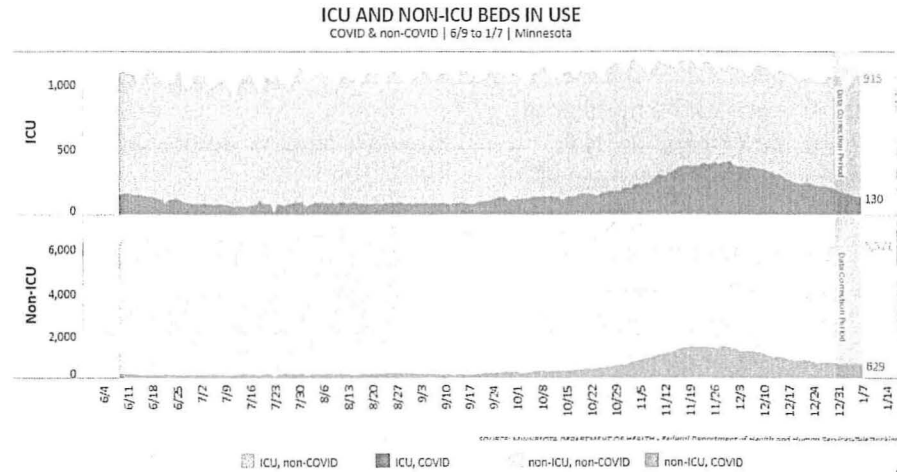
**STAFFED ICU BED AVAILABILITY**  
# AVAILABLE TODAY | % OF REGIONAL BEDS AVAILABLE



**STAFFED NON-ICU BED AVAILABILITY**  
# AVAILABLE TODAY | % OF REGIONAL BEDS AVAILABLE



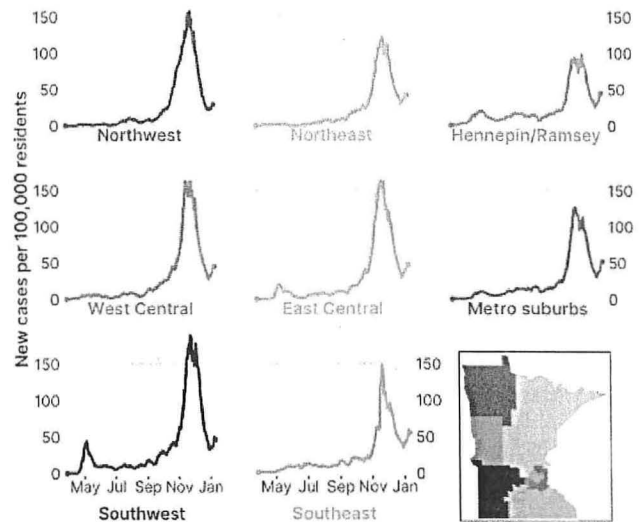
COVID is using less of the medical system than it did around Thanksgiving.



**SMALL INCREASES AROUND MINNESOTA** The small uptick that has been occurring in Minnesota has been occurring state-wide.

### New MN COVID-19 cases per capita by region

Based solely on cases confirmed by the MN Department of Health. Line represents average of seven prior days of data.

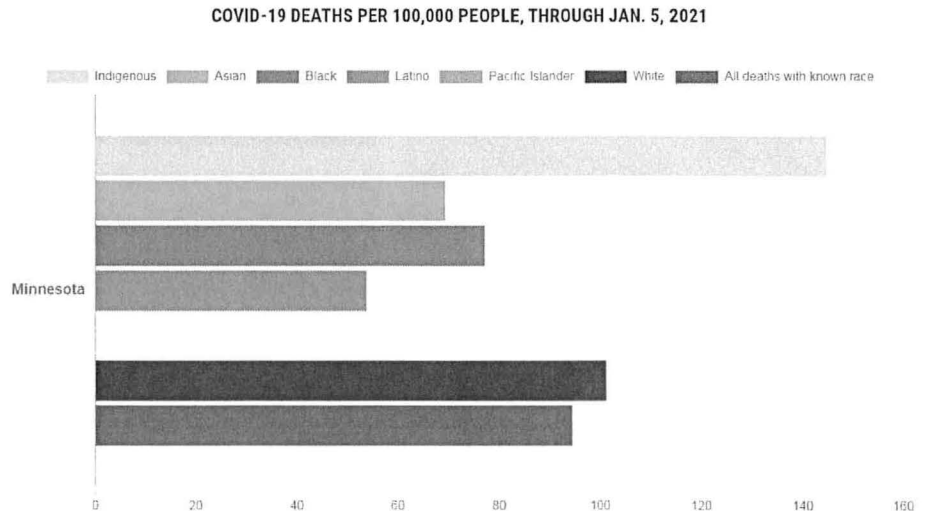


Source: Minnesota Department of Health. Graphic by David H. Montgomery | MPR News

**MPRnews**

## DEATH RATES BY RACE IN MINNESOTA

On a per capita basis, white people rank second in terms of the number of deaths, behind native persons. This may be related to more White people living in congregate care settings. Although Latino persons have consistently had higher rates of infection, they are less likely to die of COVID. This may be, in part, because the Hispanic population in Minnesota is younger than the White population. (<https://www.apmresearchlab.org/> 1/7/21)



## NATIONAL

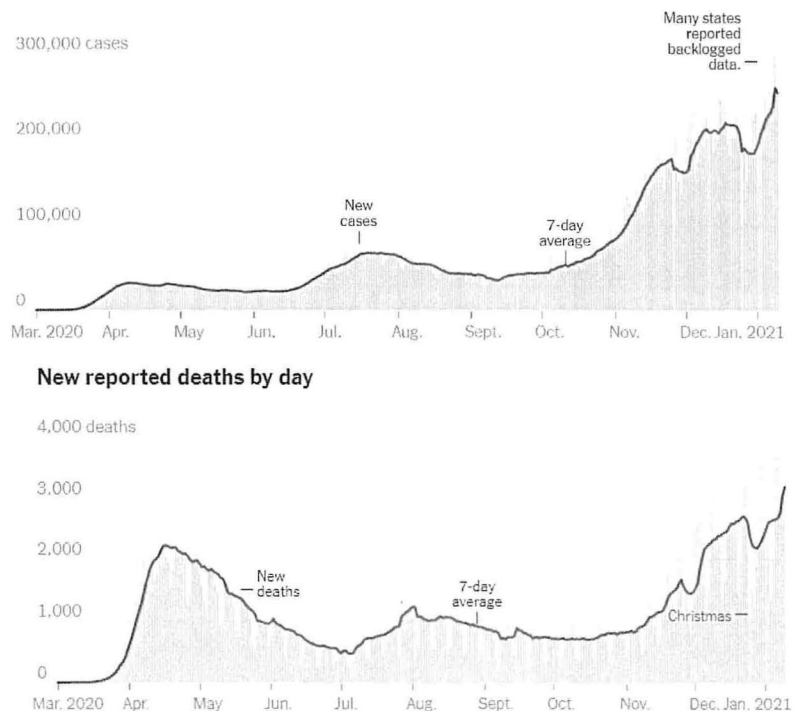
### NATIONAL COVID CASES.

New cases escalating rapidly over the last 14 days. On January 8<sup>th</sup>, we had 300,000 new cases reported. (1/10/21) It appears that testing slowed over the holidays, but now increases from Thanksgiving and Christmas are driving the higher case rates. New, more communicable mutations of the virus may also be increasing transmission.

High case levels are scattered around the country. Arizona, California, Oklahoma, Rhode Island and South Carolina are averaging the most daily new cases per person.

Deaths are also increasing rapidly. (New York Times, 1/10/21.) Death reporting lags about 22 days from when cases are reported, so this will trail the case numbers.

Austin Texas is setting up their Convention Center as a field hospital.



**DEATH RATES BY RACE** These are the nationwide documented mortality impacts from COVID-19 by race since the start of the pandemic. ([www.apmresearchlab.org/](http://www.apmresearchlab.org/), 1/7/21)

- 1 in 595 Indigenous Americans has died (or 168.4 deaths per 100,000)
- 1 in 735 Black Americans has died (or 136.5 deaths per 100,000)
- 1 in 895 Pacific Islander Americans has died (or 112.0 deaths per 100,000)
- 1 in 1,000 Latino Americans has died (or 99.7 deaths per 100,000)
- 1 in 1,030 White Americans has died (or 97.2 deaths per 100,000)
- 1 in 1,670 Asian Americans has died (or 59.9 deaths per 100,000)

**AVERAGE LIFE EXPECTANCY DECLINES BY OVER A YEAR** Patrick Heuveline, a demographer at UCLA, estimates that by the end of 2020 there were enough deaths in the U.S. to lower life expectancy at birth to 77.7 years. In 2019, life expectancy was 78.8 years. The last time life expectancy was below 77.7 years was 2005. This reverses 15 years of work to improve health outcomes.

**NOTABLE VACCINATIONS** Queen Elizabeth and Prince Phillip have been vaccinated. The Pope has not yet been vaccinated. The Pope's personal physician died of COVID, however.

There has been nothing published about Dolly Parton being vaccinated yet.

Thanks for reading to the end – Carol.



## Rod Franks

---

**From:** Eric Sieger  
**Sent:** Monday, January 11, 2021 12:30 PM  
**To:** Richard Scott  
**Cc:** Dave Hemze; Rod Franks  
**Subject:** FOR AWARENESS: Carver County named by MPR as having "variant"  
**Attachments:** 2021-01-09-uk-variant-case.docx

Saw some discussion on Facebook, and apparently MPR listed Carver County as one of the metro counties that had a resident test positive for the UK variant.

I'm reattaching the press release we prepared.

I checked the other counties named (both social media and webpage) and no mention of it. I'm hesitant to stay quiet because it looks like we're trying to hide something and lack of information could create more fear. At the same time, if no one else (including MDH) is naming names, then perhaps we hold off for a bit.

**Eric Sieger | PIO/Communications Manager | Carver County**

602 East 4th St. | Chaska, MN | 55318

Office Phone: 952-361-1038

Mobile Phone: 507-649-1385

[esieger@co.carver.mn.us](mailto:esieger@co.carver.mn.us) | Website: [www.co.carver.mn.us](http://www.co.carver.mn.us)



For immediate release

January 25, 2021

Contact: Eric Sieger, Communications Manager, [esieger@co.carver.mn.us](mailto:esieger@co.carver.mn.us)  
(952) 361-1038

### **CARVER COUNTY NOTIFIED BY STATE OF UK VARIANT OF COVID-19 CASE**

CHASKA, MINN. — Carver County Public Health officials confirmed that the Minnesota Department of Health notified them of a County resident who tested positive for the UK variant of COVID-19.

“We knew it was inevitable that this variant would show up in our State and County eventually,” Carver County Director of Public Health Richard Scott said. “Our best defense against this new COVID-19 variant continues to be the same as before: wearing our face coverings, maintaining physical distance and staying home when you’re sick.” Scott noted these mitigation strategies serve an even more important role since the initial research shows the UK variant of COVID-19 is more easily transmitted. He added that no evidence exists that it impacts the vaccine effectiveness or the severity of the disease.

Carver County’s case was among five cases from four different counties in the Twin Cities metro area. Four of the cases were identified through the MDH Public Health Laboratory, and one was identified through the Centers for Disease Control and Prevention (CDC).

The results were confirmed on Saturday, Jan. 9. The cases range in age from 15 to 37 years and their illness onsets range from Dec. 16 to Dec. 31. None have been hospitalized, to MDH’s knowledge. Two cases reported international travel, one did not travel, and the others have unknown travel history. MDH epidemiologists are re-interviewing the cases to gather more information about how they were likely exposed and who their close contacts were. That investigation is continuing.

More information on the variant can be found on the Minnesota Department of Health website at <https://www.health.state.mn.us/news/pressrel/2021/covid010921.html>.

####

## Rod Franks

---

**From:** Rod Franks  
**Sent:** Sunday, January 10, 2021 6:38 PM  
**To:** Richard Scott  
**Subject:** RE: Update on the UK variant of COVID-19

Richard,

Thanks for letting me know. I had figured this variant was probably already among us. If possible, please Cc me in on communications to Dave/Eric/Commissioners like this to help me stay up to speed in real time. Thanks!

Rod

**Rod Franks**  
**Director|Carver County Health and Human Services**  
Health and Human Services | 602 East 4<sup>th</sup> Street | CHASKA, MN | 55318  
Office Phone: 952.361.1710 | Cell: 612.802.7678  
Email: [rfranks@co.carver.mn.us](mailto:rfranks@co.carver.mn.us) | Website: [www.co.carver.mn.us](http://www.co.carver.mn.us)

---

**From:** Richard Scott <[rscott@co.carver.mn.us](mailto:rscott@co.carver.mn.us)>  
**Sent:** Sunday, January 10, 2021 11:56 AM  
**To:** Rod Franks <[rfranks@co.carver.mn.us](mailto:rfranks@co.carver.mn.us)>; Katie Hickel <[khickel@co.carver.mn.us](mailto:khickel@co.carver.mn.us)>; Samantha Downs <[sdowns@co.carver.mn.us](mailto:sdowns@co.carver.mn.us)>  
**Subject:** FW: Update on the UK variant of COVID-19

Hello Rod, Katie and Sam

I just sent this message out to the Commissioners after approval of Dave. I thank Eric for helping to craft the message (see below).

We will most likely send out a social media post tomorrow. Eric has one already crafted and ready to go.

Richard

---

**From:** Richard Scott  
**Sent:** Sunday, January 10, 2021 11:54 AM  
**To:** Gayle Degler <[gdegler@co.carver.mn.us](mailto:gdegler@co.carver.mn.us)>; John Fahey <[jfahey@co.carver.mn.us](mailto:jfahey@co.carver.mn.us)>; Matthew Udermann <[matt.undermann@co.carver.mn.us](mailto:matt.undermann@co.carver.mn.us)>; Tim Lynch <[tlynch@co.carver.mn.us](mailto:tlynch@co.carver.mn.us)>; Tom Workman <[tworkman@co.carver.mn.us](mailto:tworkman@co.carver.mn.us)>  
**Cc:** Dave Hemze <[dhemze@co.carver.mn.us](mailto:dhemze@co.carver.mn.us)>; Eric Sieger <[esieger@co.carver.mn.us](mailto:esieger@co.carver.mn.us)>  
**Subject:** Update on the UK variant of COVID-19

Hello Commissioners

Earlier today, we received notification from the Minnesota Department of Health that a Carver County resident tested positive for the UK variant of COVID-19.

Please note that MDH hasn't released the exact counties of these cases with the UK variant, so we ask you keep this information confidential until it's made public.

We knew it was inevitable that this variant would show up in our State and County. Our best defense against this new COVID-19 variant continues to be the same as before: wearing our face coverings, maintaining physical distance and staying home when you're sick.

MDH officials note these mitigation strategies serve an even more important role since initial research shows the UK variant of COVID-19 is more easily transmitted. No evidence exists that the variant is more resistant to the current vaccines or that it increases the severity of the disease, although research is ongoing in these areas.

Please know that my staff is working closely with MDH officials on communication around this specific case and helping our residents stay safe and healthy against this new variant.

For more information, please read the [MDH press release](#).

**Richard Scott, PHN, MPH, EdD**

**COVID-19 Incident Commander**

**Deputy Division Director of Health Services &  
Community Health Services Administrator**

Carver County Health & Human Services

600 East 4th Street | Chaska, MN | 55318

Office: 952.361-1320 | Fax: 952-361-1360

Email [rscott@co.carver.mn.us](mailto:rscott@co.carver.mn.us) | Website: [www.co.carver.mn.us](http://www.co.carver.mn.us)



## Rod Franks

---

**From:** Richard Scott  
**Sent:** Sunday, January 10, 2021 11:56 AM  
**To:** Rod Franks; Katie Hickel; Samantha Downs  
**Subject:** FW: Update on the UK variant of COVID-19

Hello Rod, Katie and Sam

I just sent this message out to the Commissioners after approval of Dave. I thank Eric for helping to craft the message (see below).

We will most likely send out a social media post tomorrow. Eric has one already crafted and ready to go.

Richard

---

**From:** Richard Scott  
**Sent:** Sunday, January 10, 2021 11:54 AM  
**To:** Gayle Degler <gdegler@co.carver.mn.us>; John Fahey <jfahey@co.carver.mn.us>; Matthew Udermann <matt.undermann@co.carver.mn.us>; Tim Lynch <tlynch@co.carver.mn.us>; Tom Workman <tworkman@co.carver.mn.us>  
**Cc:** Dave Hemze <dhemze@co.carver.mn.us>; Eric Sieger <esieger@co.carver.mn.us>  
**Subject:** Update on the UK variant of COVID-19

Hello Commissioners

Earlier today, we received notification from the Minnesota Department of Health that a Carver County resident tested positive for the UK variant of COVID-19.

Please note that MDH hasn't released the exact counties of these cases with the UK variant, so we ask you keep this information confidential until it's made public.

We knew it was inevitable that this variant would show up in our State and County. Our best defense against this new COVID-19 variant continues to be the same as before: wearing our face coverings, maintaining physical distance and staying home when you're sick.

MDH officials note these mitigation strategies serve an even more important role since initial research shows the UK variant of COVID-19 is more easily transmitted. No evidence exists that the variant is more resistant to the current vaccines or that it increases the severity of the disease, although research is ongoing in these areas.

Please know that my staff is working closely with MDH officials on communication around this specific case and helping our residents stay safe and healthy against this new variant.

For more information, please read the [MDH press release](#).

Richard Scott, PHN, MPH, EdD  
COVID-19 Incident Commander  
Deputy Division Director of Health Services &  
Community Health Services Administrator  
Carver County Health & Human Services  
600 East 4th Street | Chaska, MN | 55318  
Office: 952.361-1320 | Fax: 952-361-1360

## Rod Franks

---

**From:** Richard Scott  
**Sent:** Sunday, January 10, 2021 5:58 AM  
**To:** Katie Hickel; Samantha Downs; Rod Franks  
**Subject:** Fwd: FOR APPROVAL: Possible Communication around UK Variant  
**Attachments:** 2021-01-09-uk-variant-case.docx; 2021-01-09-commissioner-note-uk-variant-covid-19.docx

Hello Katie, Sam and Rod

I meant to copy you on this.

Richard

Sent from my iPhone

Begin forwarded message:

**From:** Richard Scott <rscott@co.carver.mn.us>  
**Date:** January 10, 2021 at 5:54:46 AM CST  
**To:** Eric Sieger <esieger@co.carver.mn.us>  
**Subject:** Re: FOR APPROVAL: Possible Communication around UK Variant

Hello Eric

These look great. I would like to send the message to the commissioners after notifying Dave. Did you want to connect with Dave; otherwise, I can text him later this morning.

Thank you!

Richard

Sent from my iPhone

On Jan 9, 2021, at 7:17 PM, Eric Sieger <esieger@co.carver.mn.us> wrote:

Possible press release and note to Commissioners attached in case we need them.

Eric



Commissioners – Earlier today, we received notification from the Minnesota Department of Health that a Carver County resident tested positive for the UK variant of COVID-19.

We knew it was basically inevitable that this variant would show up in our State and County. Our best defense against this new COVID-19 variant continues to be the same as before: wearing our face coverings, maintaining physical distance and staying home when you're sick.

MDH officials note these mitigation strategies serve an even more important role since initial research shows the UK variant of COVID-19 is more easily transmitted. No evidence exists that the variant is more resistant to the current vaccines or that it increases the severity of the disease, although research is ongoing in these areas.

Please know that my staff is working closely with MDH officials on communication around this specific case and helping our residents stay safe and healthy against this new variant.

For more information, please read the [MDH press release](#).

Dr. Richard Scott  
Carver County Director of Public Health

## Rod Franks

---

**From:** Richard Scott  
**Sent:** Sunday, January 10, 2021 5:57 AM  
**To:** Eric Sieger  
**Cc:** Katie Hickel; Samantha Downs; Rod Franks  
**Subject:** Fwd: COVID-19 variant found in Minnesota (2)  
**Attachments:** UKvariantCOVIDMN.pdf

Hello Eric

I assume you also received this through your PIO group.

Richard

Sent from my iPhone

Begin forwarded message:

**From:** Chelsie Huntley <b3e12c64-0005-3000-80c0-fceb55463ffe@notify2.mir3.com>  
**Date:** January 9, 2021 at 7:12:38 PM CST  
**To:** Richard Scott <rscott@co.carver.mn.us>  
**Subject:** COVID-19 variant found in Minnesota (2)  
**Reply-To:** MIR3 <b3e12c64-0005-3000-80c0-fceb55463ffe@notify2.mir3.com>

This email was received from outside of Carver County

CORRECTION: Press release attached.

Attached is a press releasing announcing that the new variant strain of the SARS-CoV-2 virus first detected in the United Kingdom was identified by genomic sequencing in positive specimens from five residents of four different counties in the Twin Cities metro area. We wanted to make you aware.

Chelsie Huntley  
Section Chief, Local/Tribal/Community Health Section  
Minnesota Department of Health

*Roles receiving this message: Leadership CHB, Leadership THD, Emergency Preparedness Coordinator, DP&C Coordinator*



FOR IMMEDIATE RELEASE | 01/09/2021

## COVID-19 variant found in Minnesota

*Five cases of the variant strain confirmed in residents from the metro area*

The Minnesota Department of Health (MDH) today announced the new variant strain of the SARS-CoV-2 virus first detected in the United Kingdom was identified by genomic sequencing in positive specimens from five residents of four different counties in the Twin Cities metro area. Four of the cases were identified through the MDH Public Health Laboratory, and one was identified through the Centers for Disease Control and Prevention (CDC).

The results were confirmed on Saturday, Jan. 9. The cases range in age from 15 to 37 years and their illness onsets range from Dec. 16 to Dec. 31. None have been hospitalized, to MDH's knowledge. Two cases reported international travel, one did not travel, and the others have unknown travel history. MDH epidemiologists are re-interviewing the cases to gather more information about how they were likely exposed and who their close contacts were. That investigation is continuing.

"It's important to note that this variant strain of the virus has been found in other states in the U.S., so we were expecting to find the virus in Minnesota. Knowing that it is now here does not change our current public health recommendations," said State Epidemiologist Ruth Lynfield.

"While it is thought to be more easily spread from one person to another, it has not been found to cause more serious disease," Lynfield said. "With RNA viruses, like SARS-CoV-2, the virus that causes COVID-19, it is not unexpected to see new, more successful strains emerge."

"The fact that the variant strain is thought to be more contagious, but not more virulent, than the viral strains currently in wide circulation in Minnesota reinforces the importance of wearing a mask, social distancing outside your home and quarantining if you've been exposed to a positive case," said MDH Director of Infectious Disease Kris Ehresmann.

"This virus makes it really hard for people to know whether they or the person next to them is infected – whether this strain or another strain – so we all need to do our part to protect ourselves and each other," Ehresmann said.

The good news, Ehresmann said, is that preliminary studies have indicated the COVID-19 vaccines currently in use are effective against the variant strain.

Health officials said it is still too early to know what kind of impact this variant strain may have in the state, but MDH epidemiologists are looking into that.

"Whether this new strain infects more people will be determined to a large degree by how rigorously we all practice those protective measures that are so important," Lynfield said.

"Getting as many people vaccinated as possible will also be critical in the control of spread of this variant and the emergence of other variants."

This variant strain of the virus was first detected in the United Kingdom in September 2020 and has been found in numerous countries around the world, including the United States. According to the CDC, 63 cases of this UK variant strain have been identified in 8 states as of Jan. 8. For more information, see [CDC: New COVID-19 Variants](#).

**For more information, contact:**

Doug Schultz  
Minnesota Department of Health Communications  
612-250-2236  
[doug.schultz@state.mn.us](mailto:doug.schultz@state.mn.us)  
[www.health.state.mn.us](http://www.health.state.mn.us)

## Rod Franks

---

**From:** Eric Sieger  
**Sent:** Saturday, January 9, 2021 7:05 PM  
**To:** Richard Scott; Samantha Downs; Katie Hickel  
**Cc:** Rod Franks  
**Subject:** RE: NOT FOR DISTRIBUTION FW: variant slides

The release is posted on the MDH website. It doesn't mention specific counties, simply metro counties.

Let me know how you'd like to proceed. I'd say since it doesn't mention specific counties, we hang tight.

Eric

---

**From:** Richard Scott <rscott@co.carver.mn.us>  
**Sent:** Saturday, January 09, 2021 3:54 PM  
**To:** Eric Sieger <esieger@co.carver.mn.us>; Samantha Downs <sdowns@co.carver.mn.us>; Katie Hickel <khickel@co.carver.mn.us>  
**Cc:** Rod Franks <rfranks@co.carver.mn.us>  
**Subject:** NOT FOR DISTRIBUTION FW: variant slides

Hello Eric, Sam and Katie

FYI – follow up to our phone conversation today. I will keep you posted as I hear more information.

Richard

---

**From:** Burns, Debra (MDH) <debra.burns@state.mn.us>  
**Sent:** Saturday, January 09, 2021 3:36 PM  
**To:** Richard Scott <rscott@co.carver.mn.us>  
**Subject:** FW: variant slides

This email was received from outside of Carver County

Richard: Here's the slide deck that I mentioned.  
Deb

### Deb Burns

Interim Assistant Commissioner/Health Improvement

**Minnesota Department of Health**  
Mobile: 651-403-9317





## Rod Franks

---

**From:** Eric Sieger  
**Sent:** Saturday, January 9, 2021 6:09 PM  
**To:** Richard Scott; Samantha Downs; Katie Hickel  
**Cc:** Rod Franks  
**Subject:** RE: NOT FOR DISTRIBUTION FW: variant slides

Any word on timing of a press release?

I do have a communication for Commissioners for Richard to send, per Dave Hemze's instructions. I also have a very short press release prepared, but want to see MDH's communication first before sending it your way for approval.

Eric

**From:** Richard Scott <rscott@co.carver.mn.us>  
**Sent:** Saturday, January 09, 2021 3:54 PM  
**To:** Eric Sieger <esieger@co.carver.mn.us>; Samantha Downs <sdowns@co.carver.mn.us>; Katie Hickel <khickel@co.carver.mn.us>  
**Cc:** Rod Franks <rfranks@co.carver.mn.us>  
**Subject:** NOT FOR DISTRIBUTION FW: variant slides

Hello Eric, Sam and Katie

FYI – follow up to our phone conversation today. I will keep you posted as I hear more information.

Richard

**From:** Burns, Debra (MDH) <[debra.burns@state.mn.us](mailto:debra.burns@state.mn.us)>  
**Sent:** Saturday, January 09, 2021 3:36 PM  
**To:** Richard Scott <[rscott@co.carver.mn.us](mailto:rscott@co.carver.mn.us)>  
**Subject:** FW: variant slides

This email was received from outside of Carver County

Richard: Here's the slide deck that I mentioned.  
Deb

**Deb Burns**

Interim Assistant Commissioner/Health Improvement

**Minnesota Department of Health**  
Mobile: 651-403-9317



## Rod Franks

---

**From:** Richard Scott  
**Sent:** Saturday, January 9, 2021 3:54 PM  
**To:** Eric Sieger; Samantha Downs; Katie Hickel  
**Cc:** Rod Franks  
**Subject:** NOT FOR DISTRIBUTION FW: variant slides  
**Attachments:** SARS-CoV-2 Variant update.pptx

Hello Eric, Sam and Katie

FYI – follow up to our phone conversation today. I will keep you posted as I hear more information.

Richard

---

**From:** Burns, Debra (MDH) <[debra.burns@state.mn.us](mailto:debra.burns@state.mn.us)>  
**Sent:** Saturday, January 09, 2021 3:36 PM  
**To:** Richard Scott <[rscott@co.carver.mn.us](mailto:rscott@co.carver.mn.us)>  
**Subject:** FW: variant slides

This email was received from outside of Carver County

Richard: Here's the slide deck that I mentioned.  
Deb

### Deb Burns

Interim Assistant Commissioner/Health Improvement

**Minnesota Department of Health**  
Mobile: 651-403-9317



---

**From:** Vetter, Sara (MDH) <[sara.vetter@state.mn.us](mailto:sara.vetter@state.mn.us)>  
**Sent:** Saturday, January 9, 2021 1:46 PM  
**To:** Burns, Debra (MDH) <[debra.burns@state.mn.us](mailto:debra.burns@state.mn.us)>  
**Subject:** variant slides

**Sara Vetter, PhD, D(ABMM)** (she, her, hers)  
Interim Assistant Division Director  
CLIA Laboratory Director  
Public Health Laboratory Division

**Minnesota Department of Health**



# **SARS-CoV-2 Variant update**

1/6/2021

PROTECTING, MAINTAINING AND IMPROVING THE HEALTH OF ALL MINNESOTANS




## What Drives Viral Mutation?

- ALL nucleic replication results in errors
- The more replication, the more errors
- errors, called mutations, that have an ecological advantage survive
  - mutations that don't make a difference may stick around too
- Mutation rate is driven by:
  - Replication frequency
  - Replication fidelity
  - Selective pressures

# How fast is SARS-CoV2 mutating?

- SARS-CoV2 is mutating slowly
- One virus accumulates 2 single letter mutations a month
  - ½ the rate of influenza, ¼ the rate of HIV



<https://www.nature.com/articles/d41586-020-02544-6#:~:text=A%20typical%20SARS%2DCoV%2D2,the%20University%20of%20Basel%2C%20Switzerland.>



# MN Baseline

Phylogeny

GISAI Clade ^

GH  
G  
S

GR  
O  
L

RESET LAYOUT

A614G

2020-Jan

2020-Mar

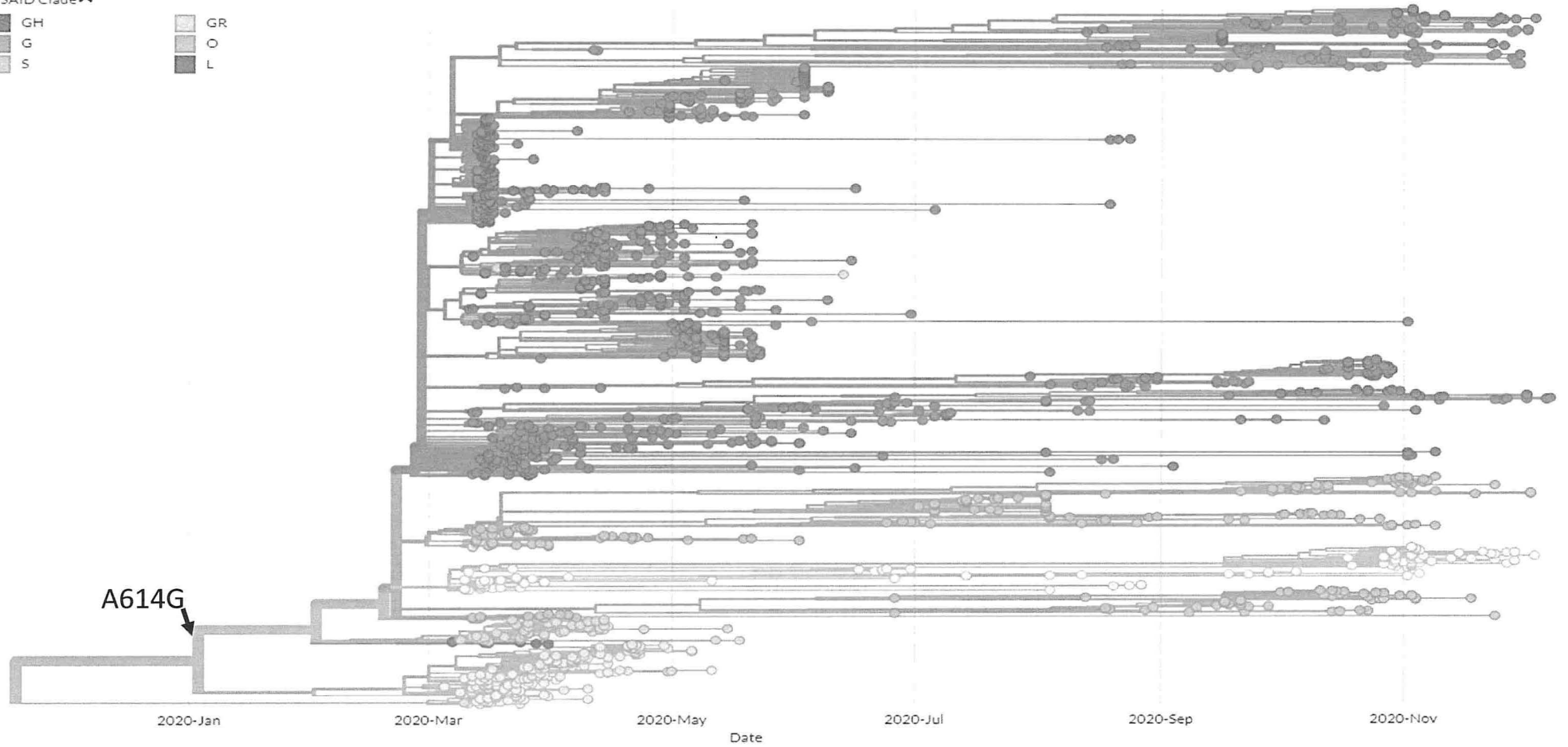
2020-May

Date

2020-Jul

2020-Sep

2020-Nov

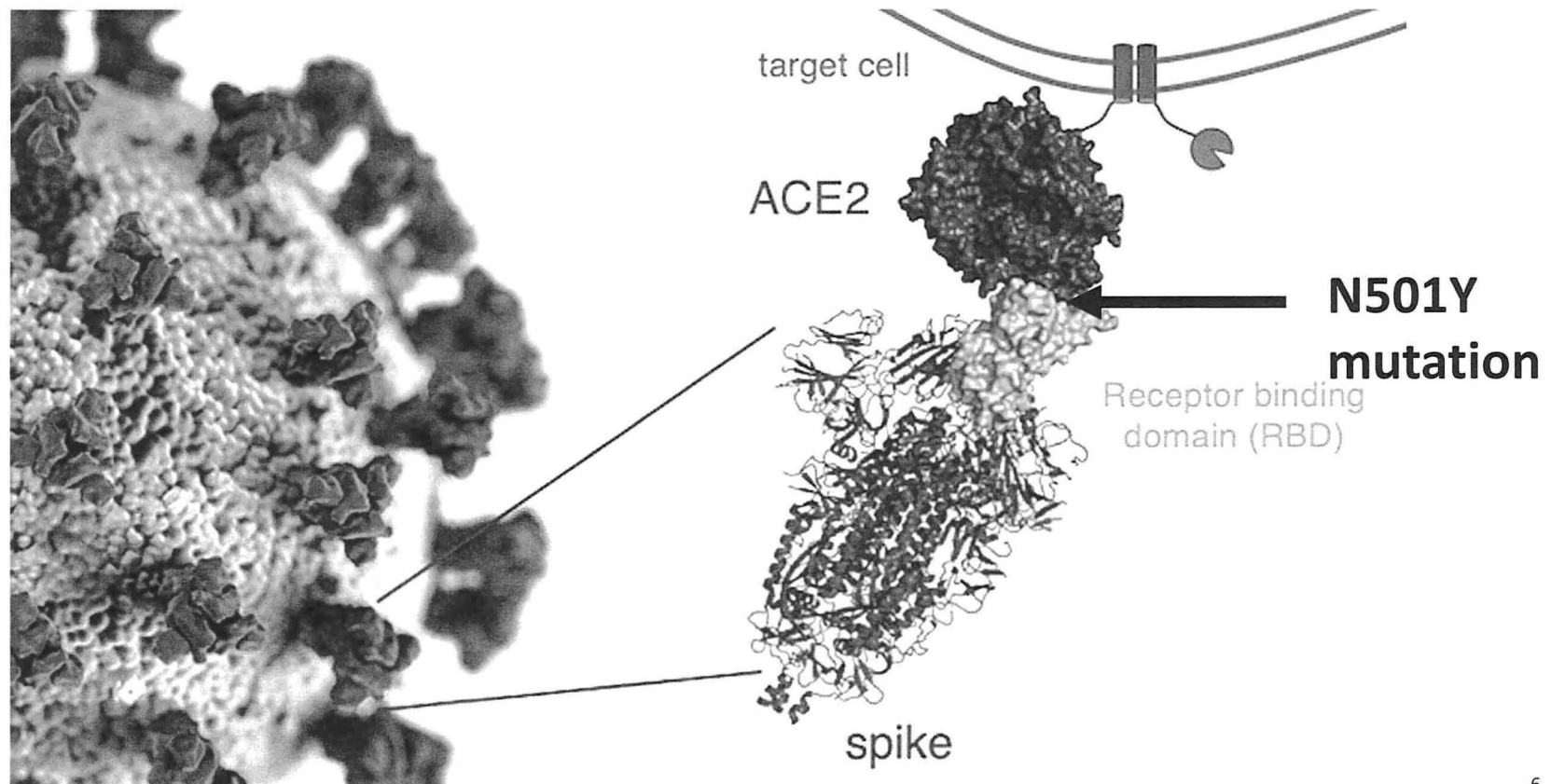




## What is the UK B.1.1.7 Variant?

- Other names: 20B 501Y.V1, SARS-CoV-2 VOC 202012/01
- Emerged in the UK in September 2020
- Now prevalent in the SE of England
- 60% of infections in London
- Reported in 31 other countries and CO, CA, FL, GA, NY
- Major mutation of concern: N501Y
- Other minor mutations including 69-70Del

## How does N501Y affect receptor binding?





## What is the South African Variant?

- Names: B.1.351 and 501Y.V2
- Has the N501Y mutation and 2 more in the receptor binding region
  - E484K and K417N
- Emerged independently of the UK B.1.1.7 variant
- Reported in 4 other countries

## Implications of variants

Implication	What we know about UK and SA Variants
Ability to spread quickly	There is epidemiological evidence that the UK and SA strains are more transmissible, but laboratory studies need to be completed to understand more.
Ability to cause more severe or mild disease	No evidence for either variant of more severe disease or worse outcomes
Ability to evade detection by specific diagnostic tests	UK affects the S gene target on one platform. If UK variant becomes wide-spread (5% per FDA), manufacturer will need to update their test. SA variant is detected on all tests. CDC is testing Antigen tests.
Decreased susceptibility to therapeutic agents such as monoclonal antibodies.	Limited information available. UK variant likely to be neutralized by Mab. Investigations underway for SA variant, E484K site is a concern.
Vaccine effectiveness	No evidence of impact on vaccine efficacy. Potential impact with SA variant because of E484K mutation.



# Will vaccines still work against UK and SA variants?

Mostly likely. Antibodies made from a vaccine exposure match to different parts of the spike protein. Many antibodies can overcome a weak interaction.



Predicted little effect on vaccine



Possible effect on vaccine, but no evidence yet.



## Strain Surveillance in US

- Expanding National SARS-CoV-2 Strain Surveillance (NS3)
  - PHLs submit at least 10 samples a week to CDC
  - Allows for additional strain characterization
  - Estimated that CDC will be able detect 2 novel variants/1000 spec
- CDC Partnership with large reference labs to sequence 1750+ samples a week
- Estimated that CDC will be able detect 2 novel variants/1000 spec
- SPHERES-Consortium of PHLs and clinical laboratories forming a network of capacity and expertise



## Strain Surveillance MN

- PHL is sequencing ~50-90 samples a week
  - Any positives from PHL and suspected outbreak samples
  - Working with IBX to send 50 samples a month
- Asked partners running TaqPath assay to look for “S-drop outs” and send to PHL for sequencing-UK variant only
  - Manufacturer says ~5% of all PCR results from TaqPath will be negative in the S-target
  - 24 samples under investigation from IBX, 1 from UMN, 13 from Iowa.
- Increasing surveillance
  - Asking UMN and Mayo to submit 50 samples a week
  - New instrument
  - ELC granted funding in Dec

## What should we do?

- Continue to do everything we've been doing
  - Continue to limit transmission through mitigation efforts
  - Strengthen SARS-CoV2 sequencing surveillance system
    - Expect more variants to emerge
  - Stay informed of emerging variants and their characterizations

**Thank you!**



## How much sequencing has been done?

- Only 51,000 samples out of 17 million cases have been sequenced in the US.
- MN has sequenced 1764 samples

# MN Sequences by outbreak

## Genomic epidemiology of novel coronavirus in Minnesota


Maintained by Jake Garfin.

Showing 1764 of 1764 genomes sampled between Mar 2020 and Dec 2020.

Phylogeny

Demo Epi Investigation ▼

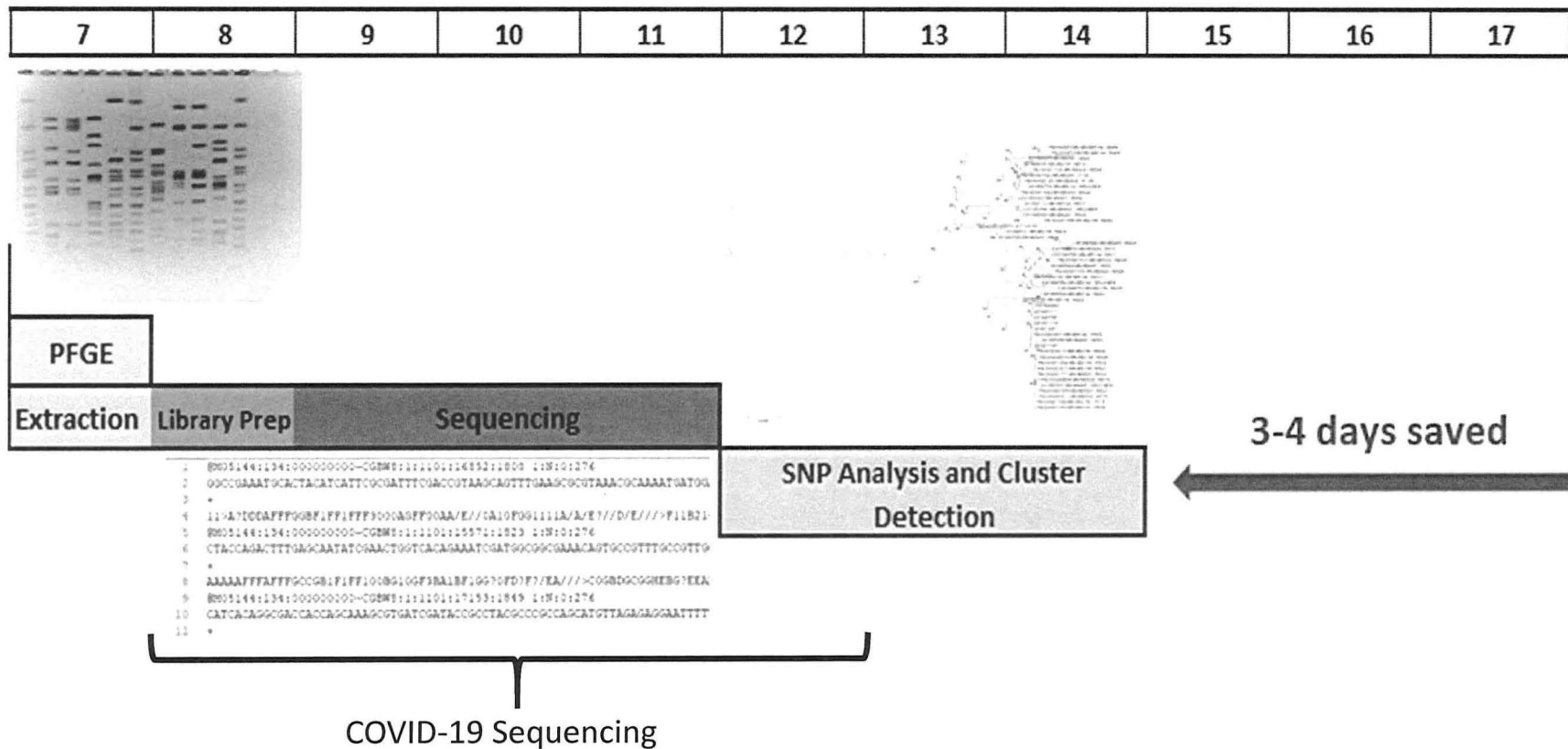
RESET LAYOUT



## What are barriers to doing more sequencing?

- Getting samples to PHL
- Only 1/3 of samples are successful in sequencing
  - Samples must have a high viral load
- Takes 4-5 days to sequence and analyze

# Why does sequencing take so long?



## Rod Franks

---

**From:** Kate Probert  
**Sent:** Thursday, January 7, 2021 8:55 AM  
**To:** Michelle Selinger; Brian Esch; Richard Scott; Denise Heckmann; Eric Johnson; Rod Franks; Heather Goodwin; Shannon Quigley; Keith Soroko; Hope Spooner; Heidi Haefner; Christine Glisczinski  
**Subject:** FW: Minnesota Dialing Forward Measures Starting Jan. 11

Hello team, I am sure that you may already have the information, but this captures it pretty well. Please share it with teams as you see appropriate. Thank you

**Kate Probert Fagundes**  
**Department Manager**  
**Income Support /Public Assistance Programs/Workforce Development/CareerForce Programs**  
Office: 952-361-1713/Cell: 612-357-4436/ FAX: 952-361-1660  
Health and Human Services Division  
Carver County Government Center  
602 E 4<sup>th</sup> Street, Chaska, MN 55318  
[kprobert@co.carver.mn.us](mailto:kprobert@co.carver.mn.us)

---

**From:** Yang, See (DEED) <[see.yang@state.mn.us](mailto:see.yang@state.mn.us)> **On Behalf Of** Grove, Steve (DEED)  
**Sent:** Thursday, January 7, 2021 8:24 AM  
**Cc:** Frosch, Elizabeth (DEED) <[Elizabeth.Frosch@state.mn.us](mailto:Elizabeth.Frosch@state.mn.us)>; Gates, Jen (DEED) <[jen.gates@state.mn.us](mailto:jen.gates@state.mn.us)>; Yang, See (DEED) <[see.yang@state.mn.us](mailto:see.yang@state.mn.us)>  
**Subject:** Minnesota Dialing Forward Measures Starting Jan. 11

This email was received from outside of Carver County

Good morning business leaders,

As the Governor announced yesterday afternoon, we are cautiously optimistic about the state of COVID-19 in Minnesota. The sacrifices that Minnesotans have made - particularly in the business community – over the holiday season helped change the pandemic’s trajectory and saved lives. By nearly any metric, the situation has improved.

That’s why starting next week, we’re dialing forward to allow more commercial activity in Minnesota. You can find more information in the [Executive Order](#), [guidance documents](#), and [FAQ](#).

A basic overview:

- Bars and restaurants can open at 50 percent capacity, with a maximum of 150 people. Parties of no more than six people must remain six feet from other parties; bar seating is open to parties of two; reservations are required; and establishments must close by 10 p.m.
- Gym capacity remains capped at 25 percent but maximum capacity increases to 150. Machines and people should maintain 9 feet of distance. Classes increase to 25 people, assuming distancing can be observed. Everyone must be masked.
- Outdoor events and entertainment continue at 25 percent capacity, but maximum capacity increases to 250 people. Social distancing is required.
- Indoor events and entertainment – like bowling alleys, movie theaters, and museums – may open at 25 percent, or no more than 150 people. Masks required. No food service after 10 p.m.

- Youth and adult organized sports have resumed practice as of Jan. 4 and games resume Jan. 14 with spectators. Inter-region tournaments and out of state play are discouraged.
- Pools opened Jan. 4 for some activity and may now open, like gyms, at 25 percent capacity.

Again, many more details available at [staysafe.mn.gov](https://staysafe.mn.gov).

While there is much to be thankful for and hopeful about in the New Year, we must remain on guard. While we're seeing improvement, COVID-19 remains a threat to our communities and our daily lives:

- There is still too much community spread – too many people are transmitting the virus without knowing they're infected.
- New cases, while down, remain at a level that indicates high-risk.
- Hospitalizations and deaths are still too high.
- And we are tracking a new strain of COVID-19 that is starting to pop up in other states and could be more contagious than the strain we've been fighting for the past year.

As we reopen some of these settings, we need your help to get it right. Please continue to use your platforms to encourage people to get out and engage in these settings once again, but to do so safely. Let's get this right, together, so that we can be dialing even further forward in the future, rather than having to dial back once again.

Thank you for everything you're doing to help Minnesota businesses, workers, and consumers. The sacrifices you've made are extraordinary and your leadership continues to be a shining light of Minnesota's response to this pandemic.

Yours,

Steve

--

**Steve Grove | Commissioner**

*he/him/his*

Minnesota Department of Employment and Economic Development

1st National Bank Building, 332 Minnesota St., Suite E200, St. Paul MN 55101

[Web](#) | [Twitter](#) | [Facebook](#) <sup>SEP</sup>





## Rod Franks

---

**From:** Patrick Stieg  
**Sent:** Monday, January 4, 2021 2:01 PM  
**To:** Jean Pierson; Kelly Miller; Shelly Starry; Paulette Krautkremer; David Frischmon; Matthew Rantala; Dawn Plumer; Heidi Innvaer; Sarah Prescher; Kristina Rajewsky; Brittany Schweim; Caitlin Huiras; Tami LaGow; Jennifer Romero; Erika Rivera Kennedy; Kelly Voelker; Mary Nelson  
**Cc:** Richard Scott; Rod Franks; Debra Paige; Eric Sieger; Diane Davis; Danielle Griesmer; Sharon Heath; Samantha Downs; Katie Hickel; Ann Fuller; Carol Wentworth; Carol Becker  
**Subject:** UPDATED SITUATIONAL ANALYSIS  
**Attachments:** 1.4.21 Situational Analysis.docx

Happy New Year Everyone!

Attached is the updated Situational Analysis. Thanks to Carol B. for continuing to put together this information each week.

It will be very useful as we develop our next IAP over the next couple of days.

Speaking of which, if you have not yet submitted your Progress Assessment Report for the current operational period, a friendly reminder that they are due to me by 4:30 pm TODAY.

I hope the situational analysis is useful for those who are drafting suggested objectives for their DOC area for the next operational period (as part of their Progress Assessment forms).

**Pat Stieg**  
**Planning Section Chief**

# Carver County COVID-19 Situational Analysis 1-4-21

## SUMMARY

### Vaccines are here!

- **Doses Administered in Carver County:** 883 as of Monday, 1/4/21. This data probably lags due to holidays.
- **Carver Vaccinators** 13 organizations registered to vaccinate in Carver County. Last week there were 8.
- **Carver County Vaccine Clinic** Carver County hosted its first vaccination clinic for first responders on Tuesday. It administered 200 doses. It is expecting a second shipment of 400 doses this week.
- **Minnesota Vaccines Administered:** 57,017 as of Monday, 1/4/21, mostly through hospitals. This data probably lags due to holidays.
- **Doses Allocated to Minnesota:** 297,350 as of Wednesday 12/30/20 - 169,650 Pfizer and 127,700 Moderna doses. That is enough to give 2.5% of Minnesotans two shots.
- **Minnesota Registered Vaccinators:** 795 as of Wednesday, up from 704 last week. 12/30/20.
- The UK, Russia, India, and China have approved vaccines. There are 20 other vaccines in Phase 3 trials.

### Carver County

- As of 1/4/21, Carver County had 6574 cases. Cases are averaging 20-25 per day, levels which we last saw in October.
- There has been an uptick in new cases in the last couple days, which may be because of reporting lag, but also may be due to the holidays, or due to a more contagious strain of the virus.
- December had about half the cases of November but still about two times higher than October.
- Over 6% of Carver County residents are confirmed to have had COVID.
- 33 people have died from COVID, with 18 in December.
- 3,626 tests were done last week. Testing is level. Total tests as of 12/31/20: 72,432.
- The 14-day case rate per 10,000 people for Carver County from December 6th to December 19th was 58.36 cases. This means that Carver County has a recommendation of distance learning for all students. This measure lags two weeks. It is expected to decline further. (MDH, 12/31/20).
- 64% of cases have completed case investigations. This means good detailed data about all cases is not available.
- 8 out of 18 care facilities in Carver County had COVID cases in the last 28 days.
- Positivity of tests this week is 5.4%. The desired standard is 5% or less.
- Financial assistance applications were highest in December for any month in 2020.

### Minnesota

- New cases continue down. Case rates are down to the level of October. There has been a concerning increase just over the last couple days, however.
- Deaths have continued to decline.
- The state-calculated positivity rate is 5.1%. This lags two weeks, however. The current state positivity rate (calculated by MPR) was 7.1% as of Sunday — up from about 4.7 percent the previous Sunday.
- Three of the five measures that the Governor uses to determine what public policy measures should be at the state level are in the high-risk red zone. One is in the yellow zone (barely) and one is the white zone.
- Testing continues to decline.
- Case rates for people of color have been declining while rates for White people have been increasing.
- The flu still isn't really happening in Minnesota.

### National

- The national fourteen-day case rate is flat, although it looks like cases declined over the holidays and now are increasing again.
- A more contagious variant of the COVID virus has been detected in the United States.

VACCINES ARE HERE!

**DOSES ADMINISTERED IN CARVER COUNTY:** 883 as of Monday, 1/4/21. This may be an undercount due to lagging reporting over the holiday.

**CARVER VACCINATORS** 13 organizations registered to vaccinate in Carver County. Last week there were 8.

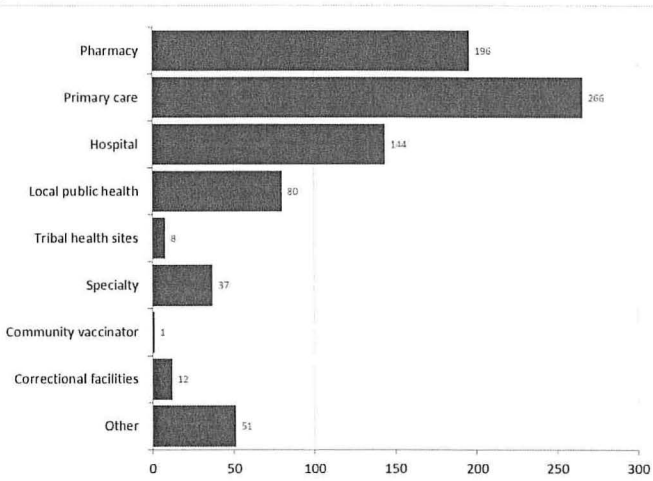
**CARVER COUNTY VACCINE CLINIC** Carver County hosted its first vaccination clinic for first responders on Tuesday. It administered 200 doses. It is expecting a second shipment of 400 doses this week.

**DOSES ALLOCATED TO MINNESOTA:** 297,350 as of Wednesday 12/30/20 - 169,650 Pfizer and 127,700 Moderna doses. That is enough to give 2.5% of Minnesotans two shots.

**MINNESOTA DOSES ADMINISTERED:** 57,017 as of Monday, 1/4/21. This may be low due to reporting lag.

**MINNESOTA REGISTERED VACCINATORS:** 795 as of Wednesday, up from 704 last week. 12/30/20.

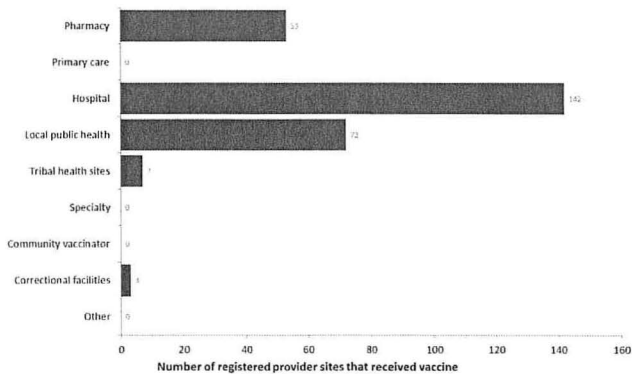
Number of provider sites registered by type of provider



**MINNESOTA ORGANIZATIONS RECEIVING VACCINE** As of Wednesday, 277 providers have received doses. The provider type is right.

Provider sites who have received vaccine from Minnesota by provider type

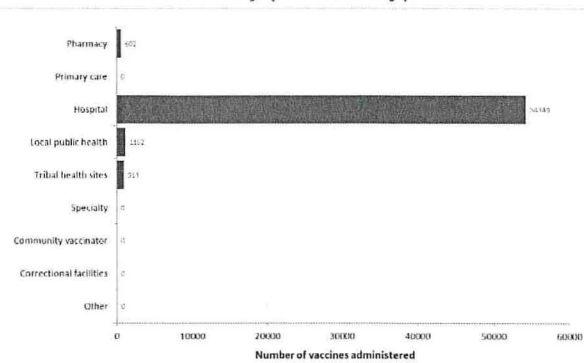
The number of provider sites that received vaccine by type of provider represents the type of facility that vaccine is shipped to. Vaccine may be further distributed from that facility to different provider types (e.g. a large health system may get vaccine to their warehouse and send it out to some of their hospitals).



## MINNESOTA ORGANIZATIONS

**ADMINISTERING VACCINE** Almost all the vaccine that has been administered so far has been administered through hospitals.

Doses administered by provider type



**OTHER VACCINES:** Many other vaccines are still in development, include 19 more vaccines in Phase 3 trials:

Last week:

Vaccine Phase	Phase 1	Phase 2	Phase 3	Emergency Use in US
Number	44	20	19	2

This week:

Vaccine Phase	Phase 1	Phase 2	Phase 3	Emergency Use in US
Number	44	19	20	2

**ASTRAZENECA VACCINE APPROVED IN U.K.** AstraZeneca's vaccine has been approved for use in the United Kingdom. At this point, AstraZeneca has not applied for use in the United States. The British government has also taken the strategy of vaccinating as many people as possible with the first shot and not holding back supplies for a second shot, which effectively doubles the number of people with short-term immunity or partial protection but may delay the second shot which is needed for long-term immunity.

**RUSSIA, INDIA AND CHINA APPROVE VACCINES** Russia approved Sputnik V, the vaccine that it developed, for use. India has approved Covaxin for emergency use. China has a number of vaccines approved for at least limited use, including Convidecia (also known as Ad5-nCoV), BBIBP-CorV, and CoronaVac.

**DIFFERING STATE PRIORITIES FOR VACCINATIONS** Minnesota has chosen to prioritize medical personnel, first responders and persons in long-term care for the first doses of vaccine. Other states have chosen differently. Texas and Florida prioritized people 65 and over first. Ohio prioritized people over 65 and school staff.

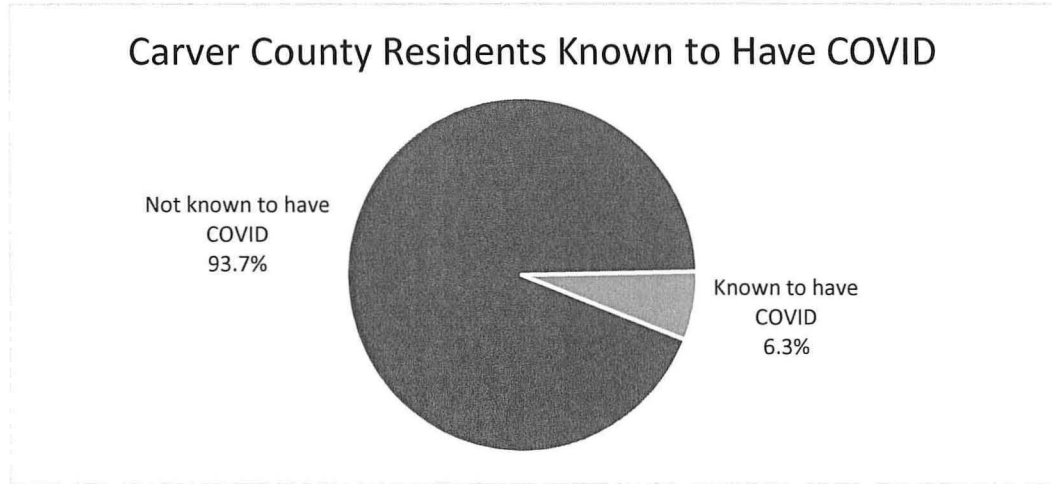
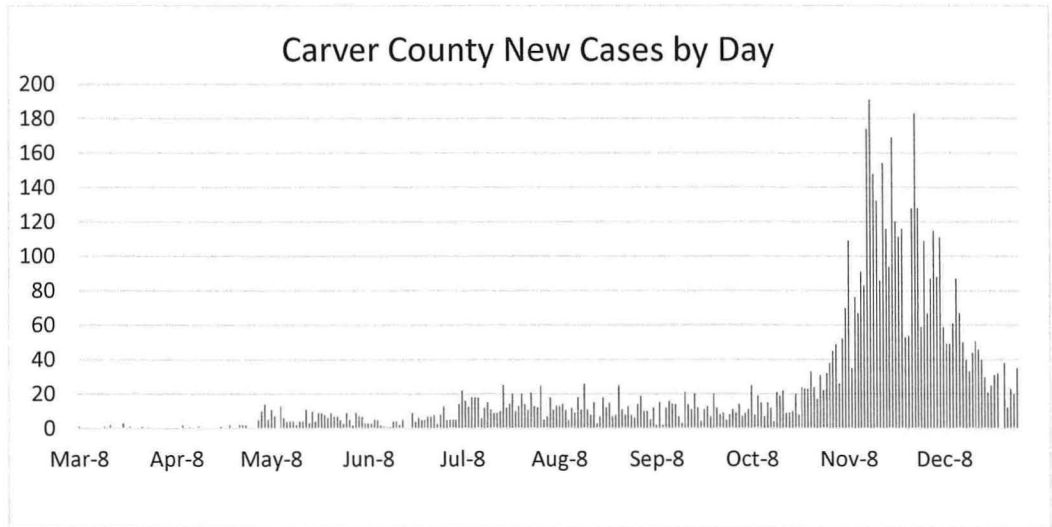
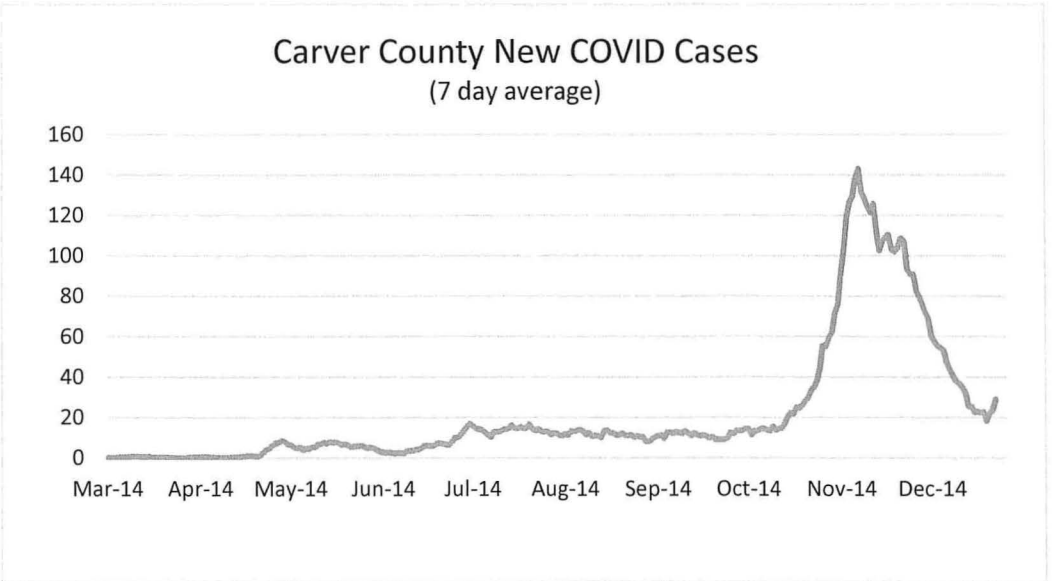
CARVER COUNTY

NEW CARVER COUNTY

**COVID CASES:** As of 1/4/21, Carver County had 6574 cases. Cases are averaging in the 20-25 range, levels we last saw in October.

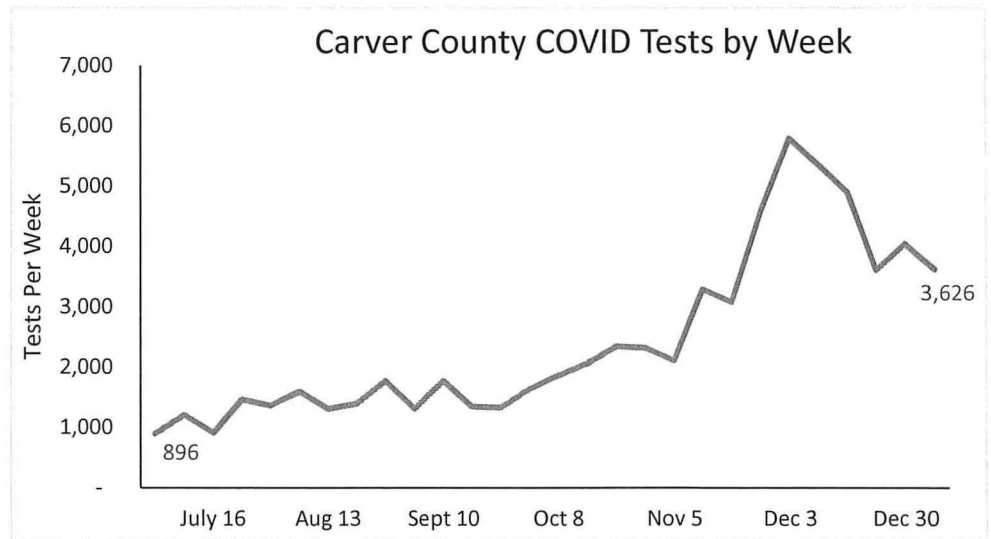
Note the slight uptick over the last few days. This may be from reporting lags over the holidays, but it also may be due to an increase in cases from the holidays or it could be from the more virulent strain of COVID that was recently discovered in the U.S.

More than 6% of Carver County residents have been diagnosed with COVID. (1/4/21)



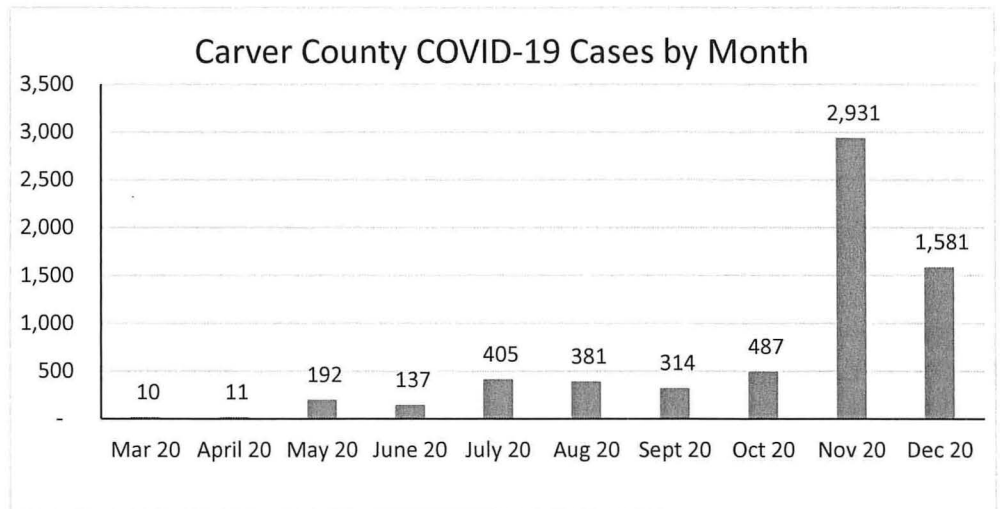
## CARVER COUNTY COVID

**TESTING** Total as of 12/31/20: 72,432. 3,626 tests last week. Testing is level. (MDH)



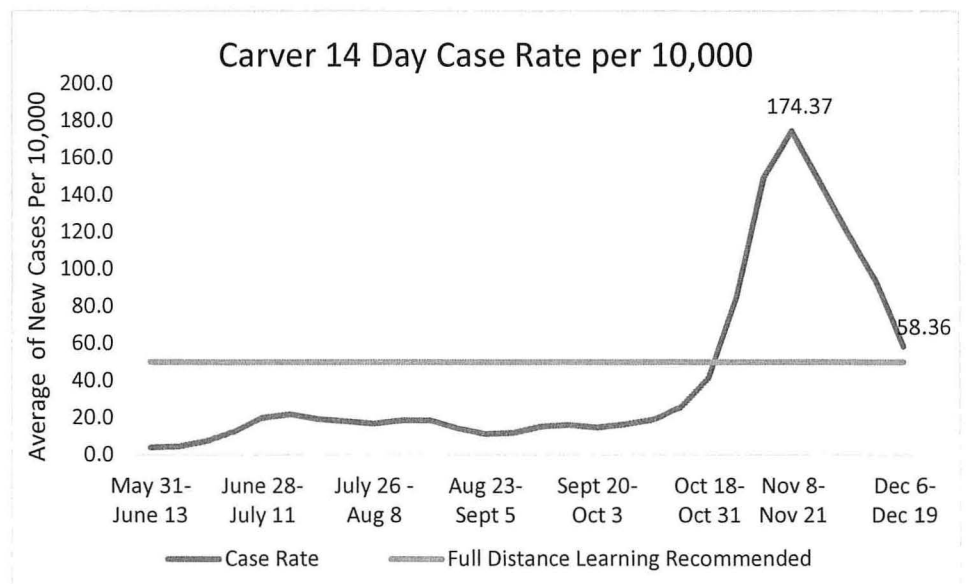
## CARVER COUNTY CASES BY

**MONTH** December had about half the cases of November but still about two times higher than October. times October.



## SCHOOL OPENING/

**14 DAY CASE RATE** The 14-day case rate per 10,000 people for Carver County from December 6<sup>th</sup> to December 19<sup>th</sup> was 58.36 cases. (MDH, 12/30/20). This means that the County has a recommendation of distance learning with all students. *Note the 2 week lag in data. This is expected to decline further in the coming weeks.* Regardless, the governor has recommended elementary school student return to in-person classes after January 18<sup>th</sup>, with proper precautions in place.

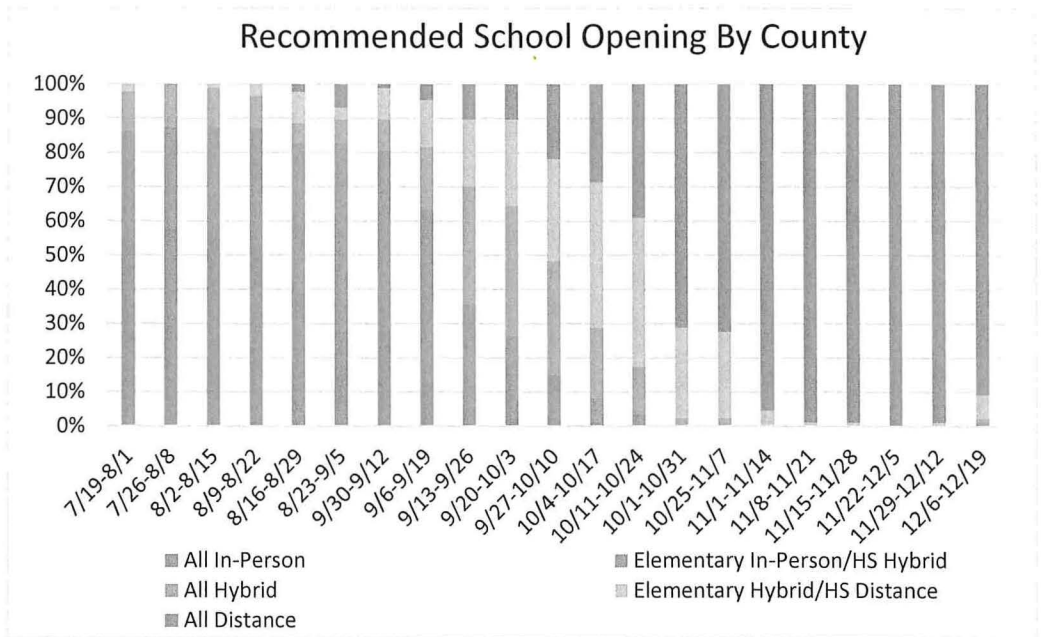




## 14 DAY CASE RATE PER 10,000 BY COUNTY

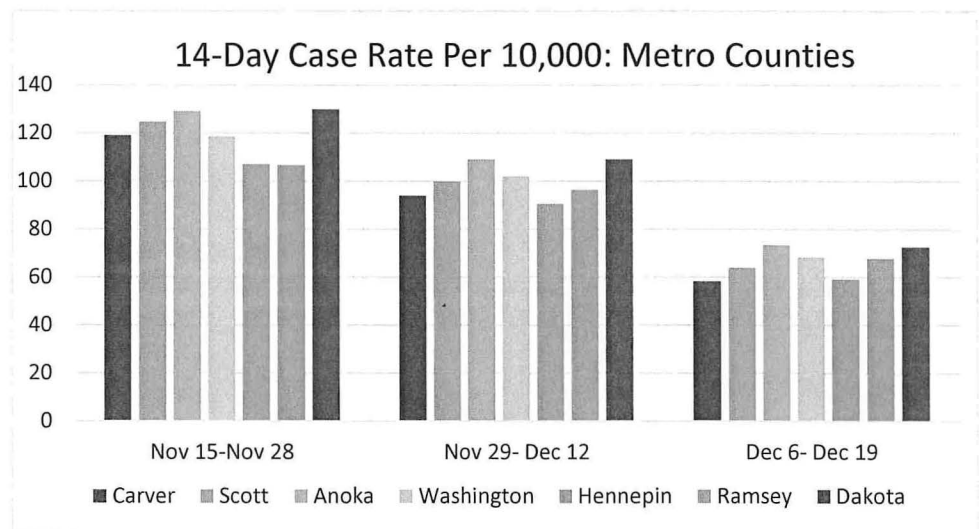
Over the last month or so, the case rate per 10,000 went up, to the point where every county in Minnesota had a case rate over 50. That meant the state recommended fully distanced learning for all K-12 students.

We are starting to see the recommendations change as cases decline around the state. Given the declines in case rates, more counties should be below the 50-case threshold over the next several weeks.

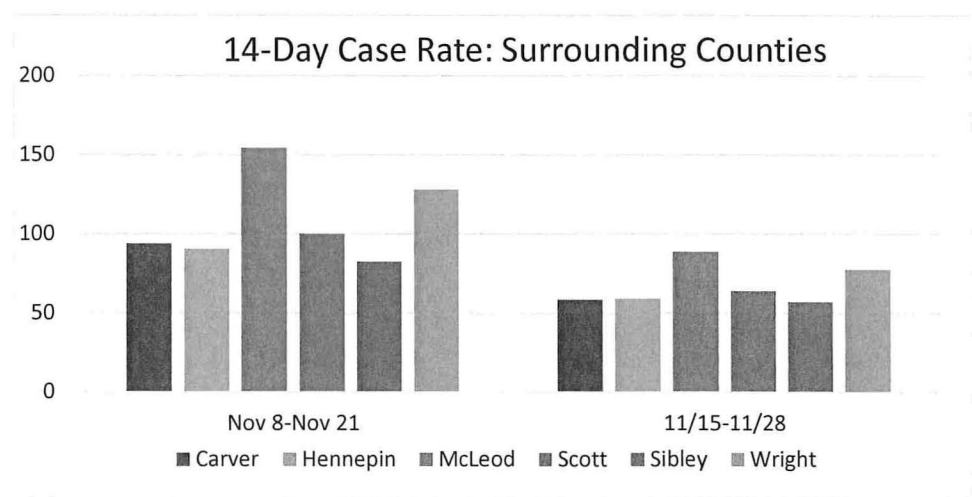


## METRO 14 DAY CASE RATES

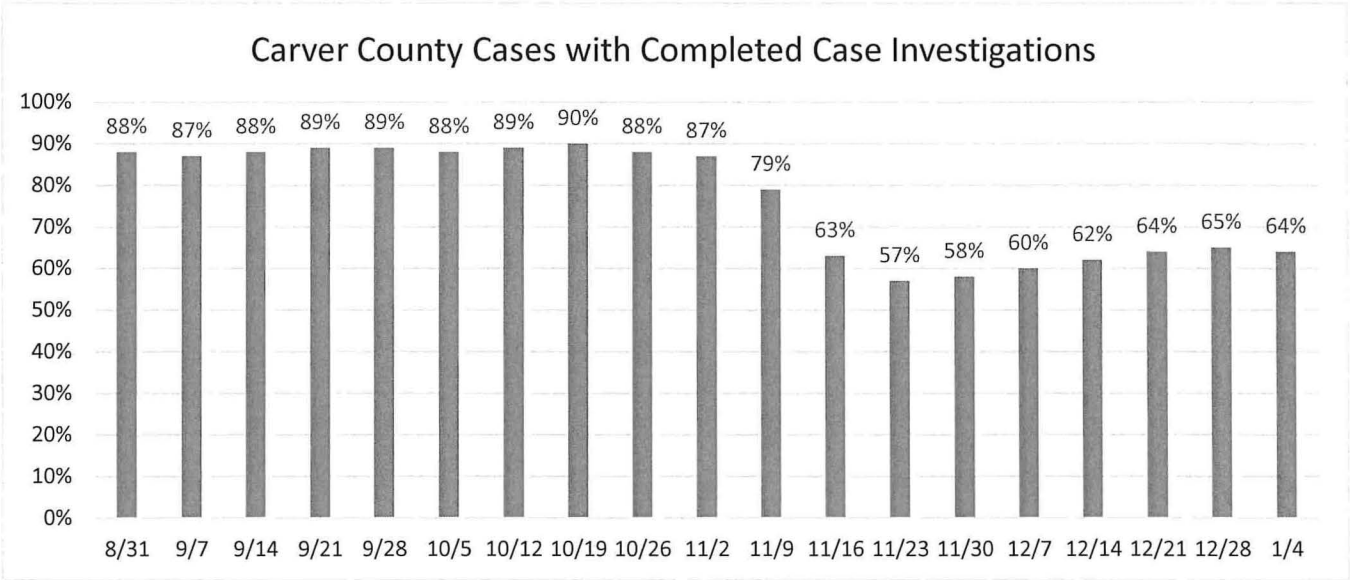
This chart shows the dramatic decline in the number of cases just over one month. Most counties are seeing case rates half the rate they were a month ago. And because these numbers lag, this decline should continue.



**SURROUNDING COUNTIES CASE RATES** McLeod and Wright have had higher case rates than Carver County but all the case rates have been coming down for the counties surrounding Carver.



**CARVER COUNTY CASE INVESTIGATIONS COMPLETED** As the number of cases have increased rapidly, case investigations have become swamped. This means fewer cases have complete case investigations. This affects the quality of data available to understand what is going on. (1/4/21)

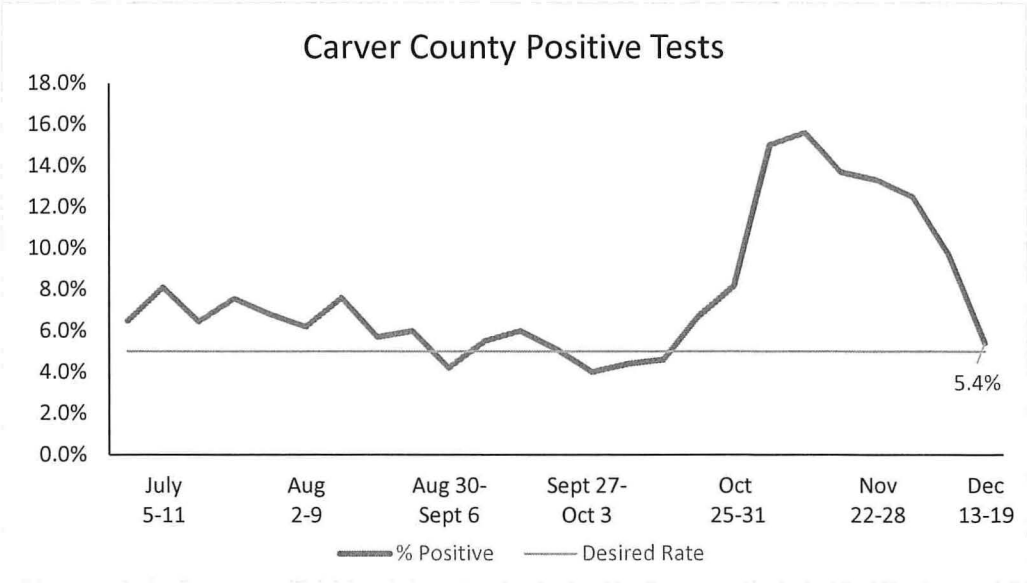


**NURSING HOMES/ASSISTED LIVING** 8 of 18 care facilities in Carver County had COVID cases in the last 28 days. (MDH, 1/4/21)

- Auburn Home in Waconia
  - Auburn Manor
  - Auburn Meadows Assisted Living
  - Chaska Heights Senior Living
  - Good Samaritan Society - Waconia and Westview Acres
- Riley Crossing Senior Living
  - River Oaks at Watertown
  - The Haven and The Harbor at Peace Village

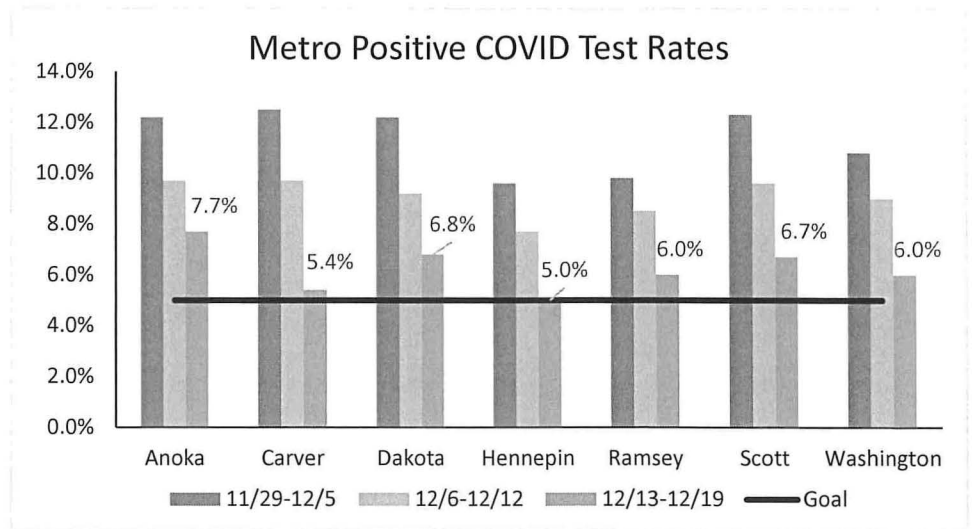
**CARVER COUNTY  
PERCENT OF POSITIVE  
TESTS (POSITIVITY)**

5.4% of Carver County residents testing between 12/13 and 12/19 had positive tests. (12/31/20). This is almost at the desired rate of 5% or less. *Note the 2 week lag.*

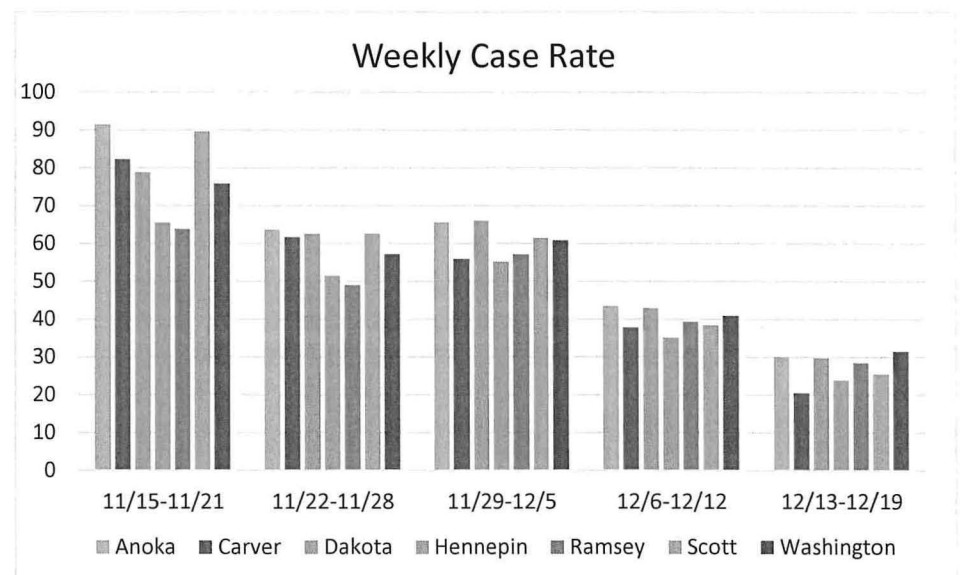


## METRO POSITIVITY RATES

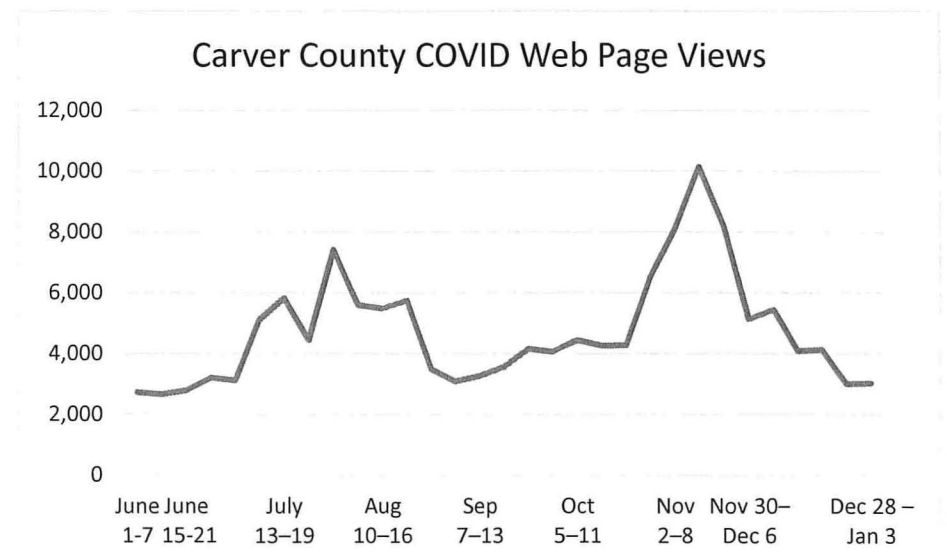
(12/31/20) Positivity rates are approaching the 5% or below goal. *Note the 2 week lag.*



**METRO/SURROUNDING COUNTY WEEKLY CASE RATE BY COUNTY** (12/31/20) *Note the 2 week lag.* You can see in this chart how far case rates have declined around the metro and how rapidly.



**WEB PAGE VIEWS** Web page views are down after spiking when case numbers spiked.

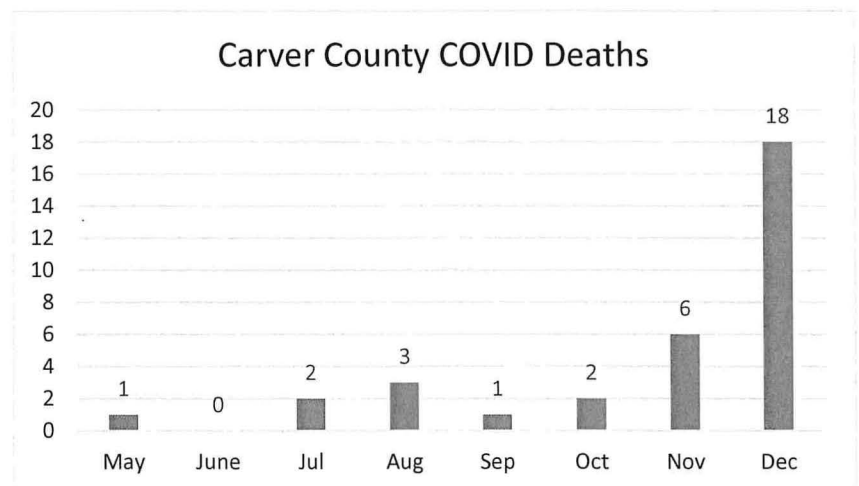


**CARVER COUNTY PUBLIC SAFETY** Domestic calls are up 40% compared to last year for the COVID period. Property damage is down a third.

2019/2020 Call for Service Comparison			
Call Type	2019	2020	Change
	3/15/19-12/26/19	3/15/20-12/26/20	
Domestic	220	303	38%
Medicals	3310	3366	2%
Mental Health	420	341	-19%
Property Damage Accident	1064	712	-33%
Personal Injury Accident	148	148	0%
Fatal Accident	4	5	
Traffic/Alcohol	164	165	1%
Fire Calls-All Fire Agencies	900	869	-3%
Rescue Calls - All Fire Agencies	2462	2129	-14%
Law Enforcement Data includes Sheriff's Office & Chaska PD. FD/EMS Data includes Carver, Chanhassen, Chaska, Cologne, Hamburg, Mayer, New Germany, NYA, Victoria, Waconia, and Watertown FDs.			

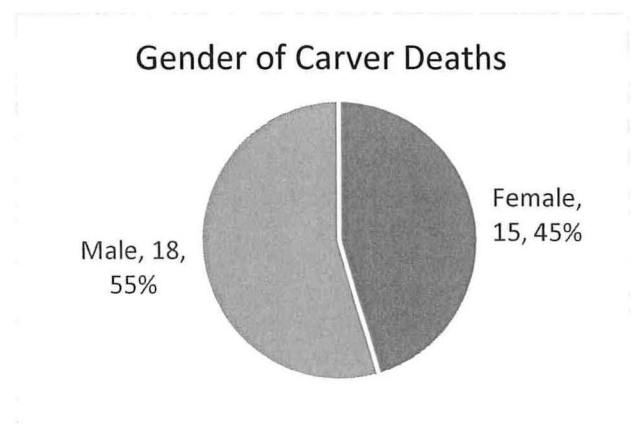
## DEATHS OF CARVER COUNTY

**RESIDENTS:** Six Carver County residents died from COVID in November and eighteen so far in December.

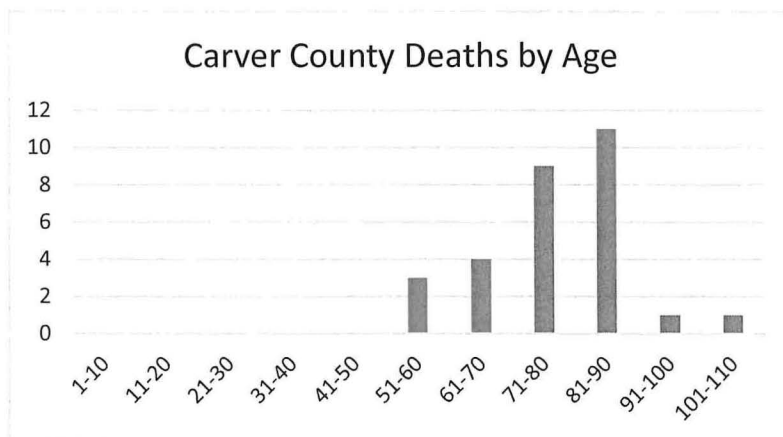


**DEEP DIVE ON CARVER COUNTY DEATHS** We have, unfortunately, had enough deaths from COVID that we can start to see some trends.

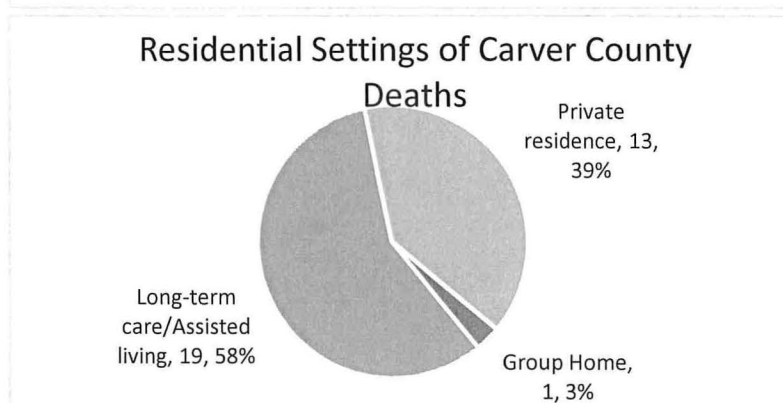
**Gender:** Men are dying at a slightly higher rate than women.



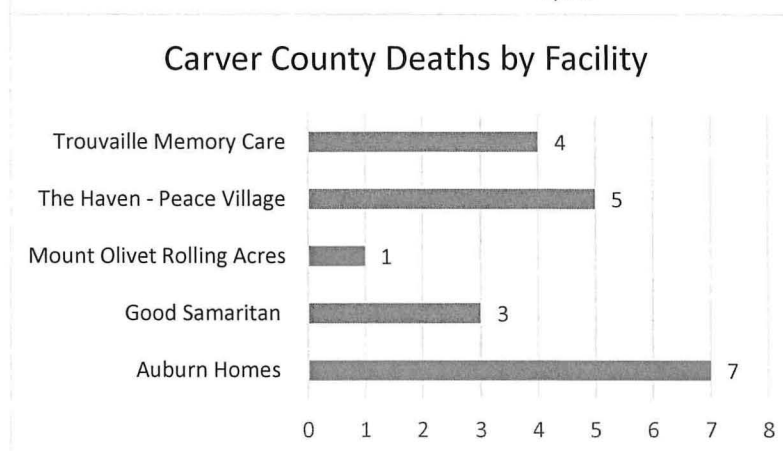
**Age:** Older people die more. To some degree, that is not that surprising as old people die more in general than younger people.



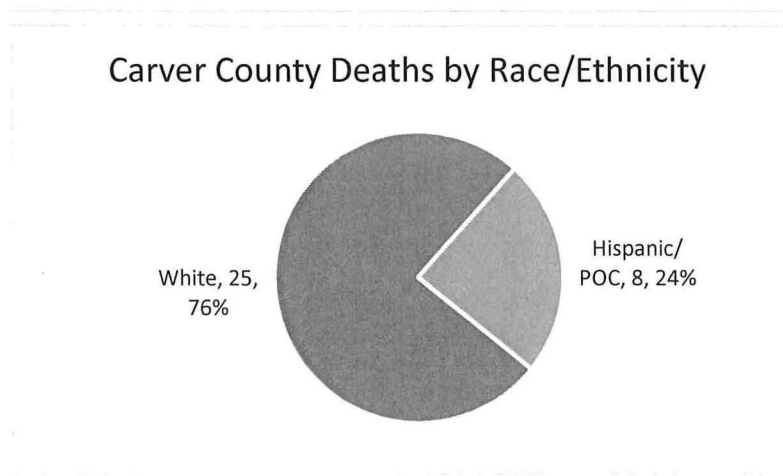
**Residential Setting:** About 60% of Carver County deaths have been from people in care facilities and about 40% are from people living at home.



**Facilities:** Five facilities in Carver County have had deaths. Note that Auburn Homes has multiple locations. Note that the number of residents in a facility varies.



Hispanic persons make up about 4% of Carver County's population and people of color make up about 8%. They have made up almost a quarter of deaths.



**Residence and Race:** Generally speaking, people in long-term care facilities are more likely to be white. This is because more older people are white than younger generations, which are more diverse. Long-term care residents often have more money than people who cannot afford long-term care. Also, there are cultural differences among ethnic groups on how they treat their elderly and disabled. In Carver County, the percentage of people who are white who have died were more likely to be in long-term care than are people of color.

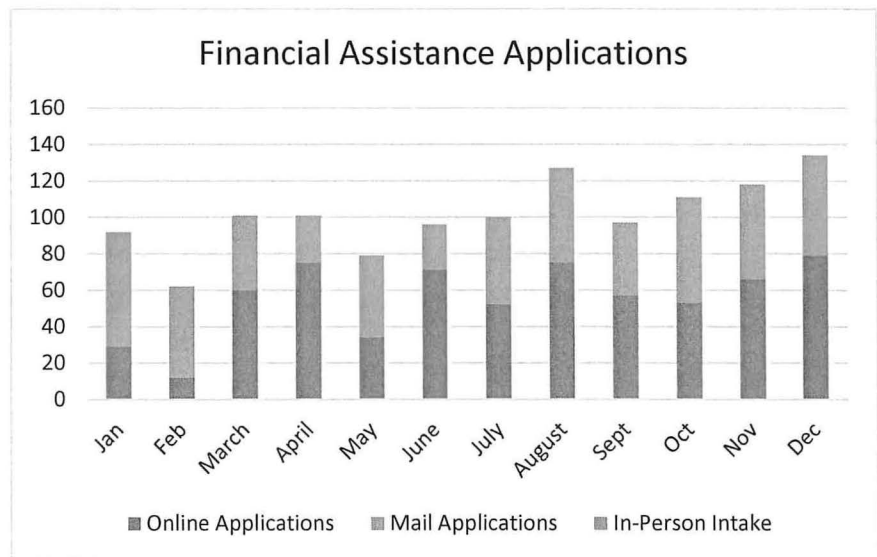
	LTC	Private Home	% LTC
White	16	9	64%
Hispanic/POC	4	4	50%

**Average age at death:** White persons die of COVID later than Hispanic persons and people of color

White: 81

Hispanic/Person of Color: 77

**FINANCIAL ASSISTANCE** December had the highest applications for financial assistance in 2020.





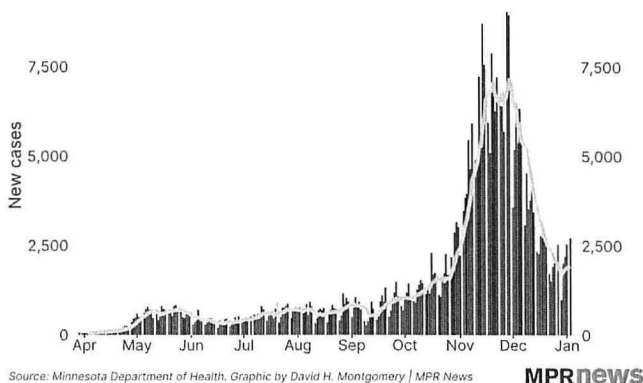
## MINNESOTA

### CASES IN MINNESOTA

Minnesota case rates were averaging almost 7,500 cases per day at peak and they are now below 2,000 cases per day. There has been a concerning rise over the last week however, which may be because of reduced testing or a bump in cases due to the holidays or just irregularities in reporting over the holidays. (MPR, 1/4/21)

### New COVID-19 cases in MN by date reported

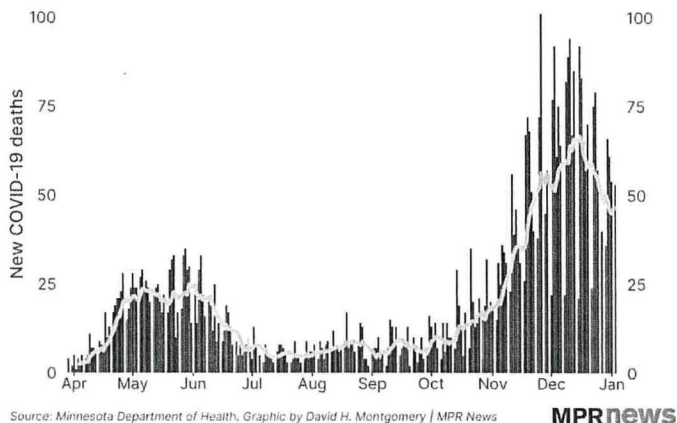
Based solely on cases confirmed by the MN Department of Health. Line represents 7-day rolling average. Light blue bars are Mondays.



**DEATHS IN MN DECLINE.** Deaths continue to decline, after increasing since October. (MPR, 1/4/21)

### Daily deaths in Minnesota from COVID-19

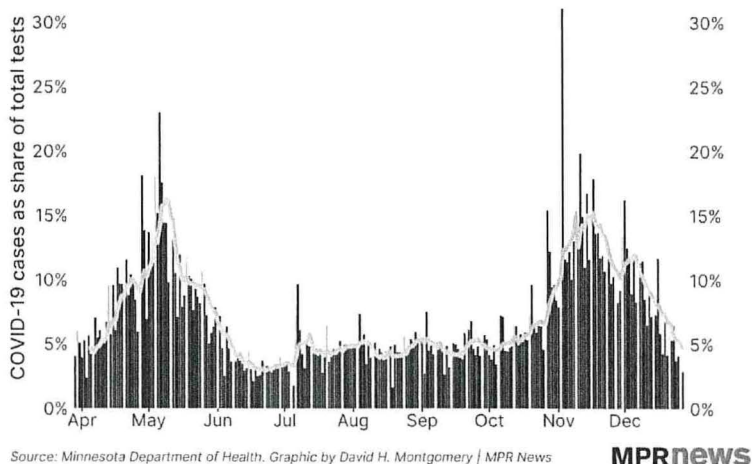
Line represents 7-day rolling average. Light blue bars are Mondays.



**CURRENT MINNESOTA POSITIVITY** The positivity rate over the past week was about 7.1% as of Sunday — up from about 4.7 percent the previous Sunday. (MPR 1/4/21)

### COVID-19 positive test rate in Minnesota

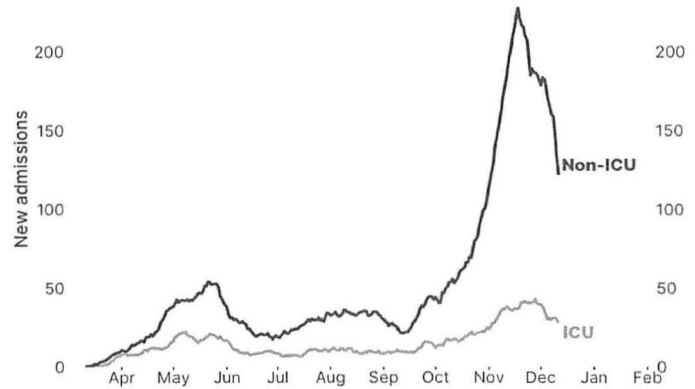
Line represents average of seven days of data. Blue bars are Mondays.



**HOSPITALIZATIONS** Both ICU and non-ICU hospitalizations have declined, although ICU hospitalizations have declined less than non-ICU hospitalizations. (MPR, 1/4/21)

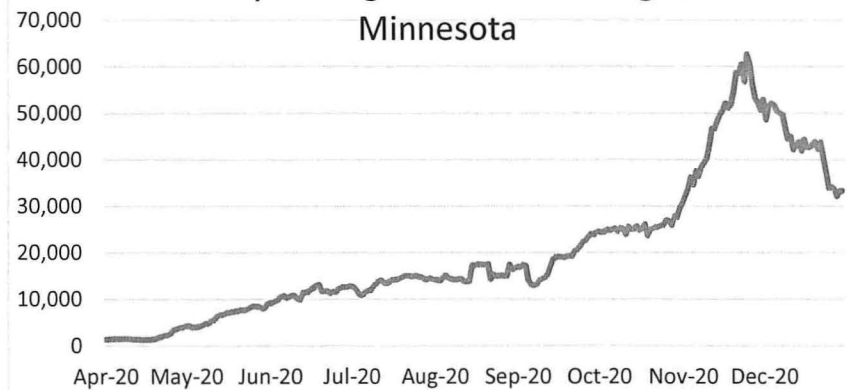
### New ICU and non-ICU hospitalizations in MN

Lines represent seven-day rolling averages



**MINNESOTA TESTING** Testing had been declining from its peak around Thanksgiving, but declines leveled off over Christmas. (MDH, 1/4/21).

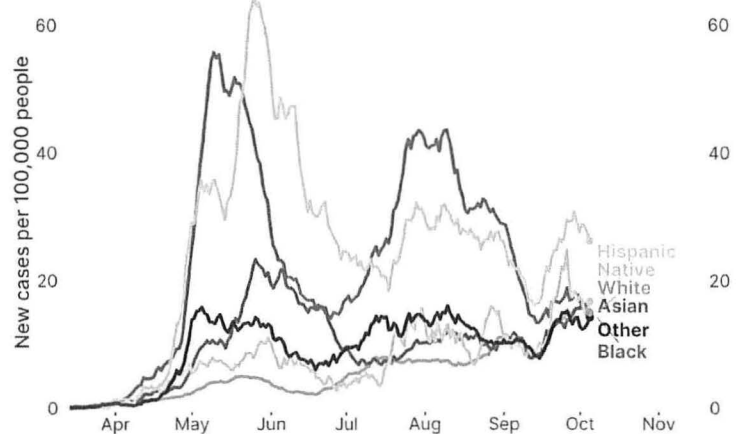
### 7 Day Average of COVID Testing in Minnesota



**RACE** Hispanic persons still have the highest case rates per capita but White persons now have higher case rates than Black and Asian persons. Cases for White persons have been increasing while case rates for other races have been declining.

### New MN COVID-19 cases per capita, by race

Lines represent seven-day average

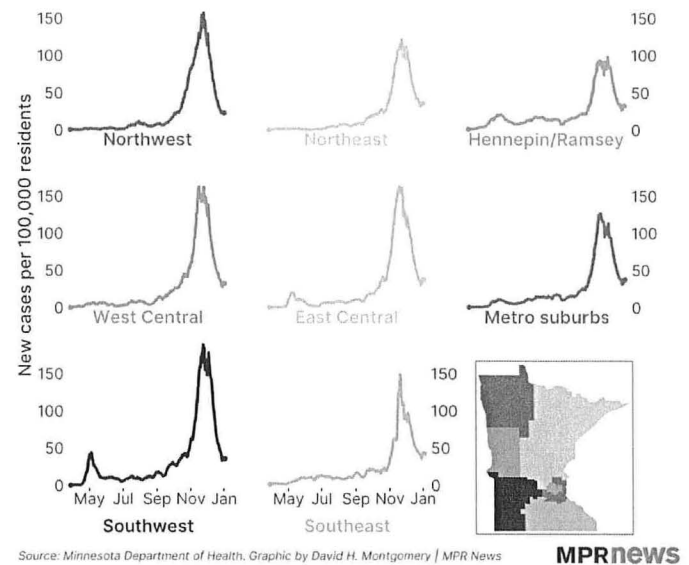


Source: Minnesota Department of Health. Graphic by David H. Montgomery | MPR News

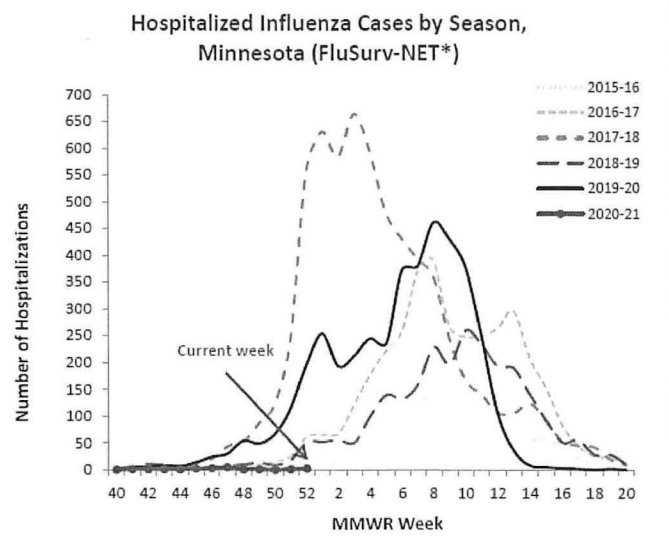
MPRnews

**BLIP?** Cases spiked and then were coming down throughout December. But in the last couple days, we have seen a leveling off or even slight increases throughout the state. You can see this little blip in case counts around the state. This may be lags in reporting over the holidays or lack of testing on holidays. It also may be increases in case numbers due to the holidays or it could be the result of the more virulent strain of virus.

Based solely on cases confirmed by the MN Department of Health. Line represents average of seven prior days of data.

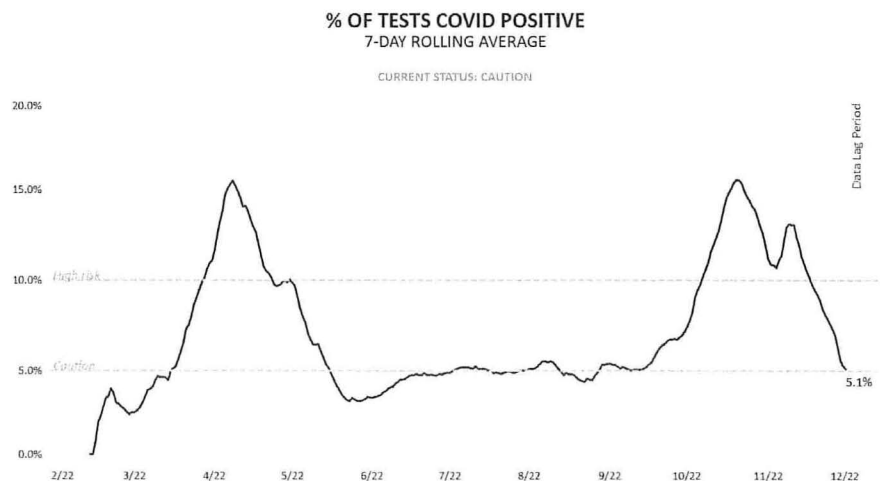


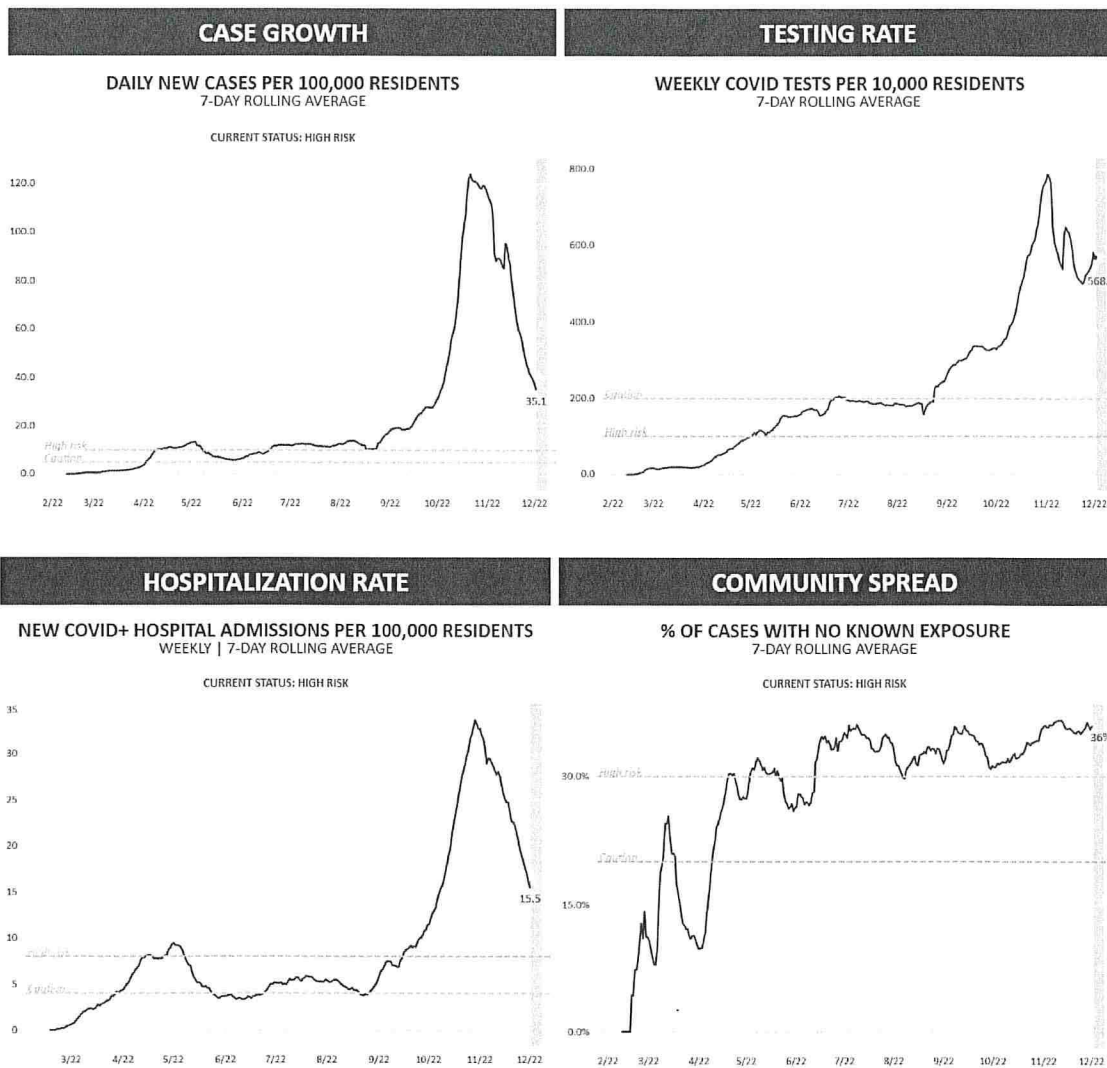
**INFLUENZA** Minnesotans are still not getting the flu. This is a pretty amazing decline. (MDH, 12/31/20)



**DIAL-BACK DATA** Three of the five measures are in the high risk red zone, one in the yellow zone and one is the the white zone. Note the data has a two week lag. This data is as of 1/4/21.

The official test positivity rate declined to 5.1%, right at 5%. The goal is to be at 5% or lower.





**HOSPITAL CAPACITY** ICU beds continue to be tight but non-ICU bed utilization has declined. (1/4/21)

HOSPITAL CAPACITY AND IDENTIFIED SURGE				
CURRENT   SURGE   IN STATE WAREHOUSE   ON BACK ORDER				
Minnesota				
Current	ICU	In use	1,080	1,080
		Capacity	1,212	1,212
	Non-ICU	In use	6,555	6,555
		Capacity	7,416	7,416
Surge	Ventilators	In use	460	462
		Capacity	1,545	1,506   3,051
	Beds	In use	7	
		Capacity	956	956

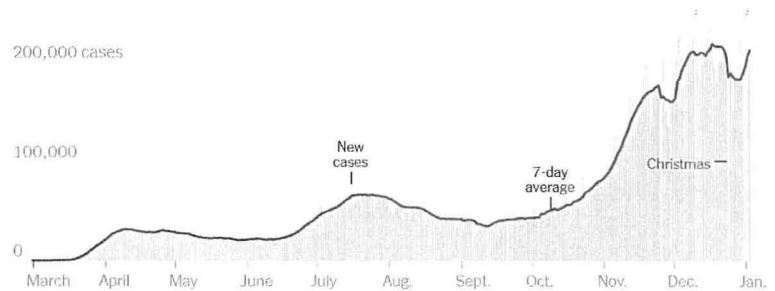
SOURCE: MINNESOTA DEPARTMENT OF HEALTH, MINTRAC DATA

## NATIONAL

### NATIONAL COVID CASES.

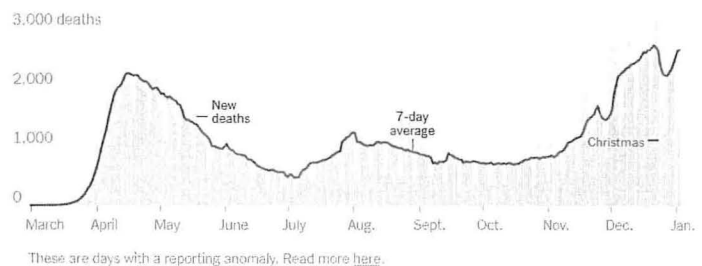
New cases are flat over the last 14 days. (New York Times, 1/4/21) It appeared that cases had peaked but now they appear to have resumed increasing. That may be because of less testing over the holidays or because of a holiday bump.

Minnesota is currently 45<sup>th</sup> in cases per capita.



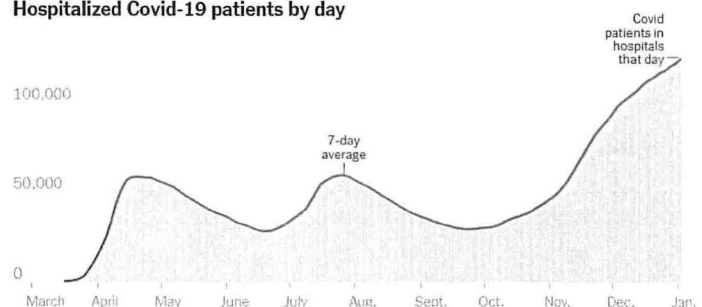
Deaths are also flat over the last 14 days. (New York Times, 1/4/21.)

New reported deaths by day



Hospitalizations, however, continue to increase.

Hospitalized Covid-19 patients by day



**TOLL ON PUBLIC HEALTH** It was reported that more than a quarter of all public health administrators in Kansas have quit, retired or were fired in the last nine months. Many left because of threats or harassment from the public. Some got death threats. Some had to hire armed guards. (MPR, 12.29.20)

**READMISSIONS** A study by the Centers for Disease Control and Prevention of 106,543 coronavirus patients, initially hospitalized between March and July, found that 1 in 11 was readmitted within two months of being discharged, with 1.6 percent of patients readmitted more than once.

**CONGRESSMAN DIED** Congressman Luke Letlow of Louisiana died of COVID, the first death in Congress.

**MORE CONTAGIOUS VARIANT IN THE U.S.** A mutation of the COVID virus has made it 70% more likely to be transmitted. This variant has been detected in the United States.



## OPERATIONAL PERIOD 14

Sunday December 6, 2020 to Saturday January 9, 2021

Incident Name	Carver COVID-19		
Date of Report	01/11/21	Time of Report	1700
Completed By	Patrick Stieg, Planning Section Chief		

**COVID-19 Response Overview**

This is an emerging, rapidly evolving situation and [CDC](#) and the [Minnesota Department of Health \(MDH\)](#) will provide updated information as it becomes available, in addition to updated guidance.

**COVID-19 Summary**

The virus has been named “SARS-CoV-2” and the disease it causes has been named “coronavirus disease 2019” (abbreviated “COVID-19”). On March 11, 2020, the [WHO publicly](#) characterized COVID-19 as a pandemic. The first case in the United States was confirmed on January 20, 2020.

**Worldwide**

As of January 11, 2021 at 4:00 pm, the total worldwide confirmed case count includes: **90,695,701** cases (up from 66,774,044 cases on November 1, 2020) and **1,940,593** deaths (up from 1,532,703 deaths December 6, 2020)

- For real-time GIS map of worldwide confirmed cases, visit [Johns Hopkins University & Medicine Corona Resource Center](#).

**U.S. COVID-19 Case Tracking**

The CDC releases a weekly report, called COVIDView, summarizing and interpreting key data points and information relative to COVID-19. [View the most recent COVIDView](#).

Week 53, ending January 2, 2021: Nationally, the percentage of respiratory specimens testing positive for SARS-CoV-2 increased during the week ending January 2, 2021. Surveillance indicators for SARS-CoV-2 associated illnesses, hospitalizations and deaths show declining trends in recent weeks; however, these declining trends should be interpreted with caution since they are likely affected by reporting delays during the holidays and are expected to increase as more data are received.

**Situation Summary**

Carver County’s cases from positive lab tests as of January 11, 2021 is 6,811.

The County is operating under a Phase 2 reopening.

Revised restrictions were put in place by the Governor’s “Stay Safe MN” declaration on January 6, 2021.

**Main Messaging Points**

The County has experienced 34 deaths so far from COVID-19 during the pandemic incident. DOC staff continues working to support Cities, Townships and School Districts, with a focus on community needs such as food assistance, housing, and mental health. The County is also continuing to make plans for expansion of testing, while having shifted resources from contact tracing and investigation, towards intense vaccination planning.



## Guidance for Minnesota

- [Guidance Library](#) (MDH)

### \*Updated guidance:

#### Businesses

- [Industry Guidance for Safely Reopening: Restaurants and Bars](#) (GOV) The Entertainment section of this document now includes a link to more information about music activities and performances.
- [Industry Guidance for Gyms and Fitness Centers](#) (GOV) Updated with information that clarifies cloth face covering requirements while exercising or while in the facility.
- [Industry Guidance for Safely Reopening: Faith-Based Communities, Places of Worship, Weddings, and Funerals](#) (GOV) Added new sections titled, "Singing and Playing Brass and Woodwind Instruments" and "Event Photography."
- [Guidance for Gatherings: Faith-based Communities, Places of Worship, and Ceremonies](#) (MDH) Includes added links to additional guidance around music activities and event photography.

#### Mental Wellbeing

- [Responding to COVID-19](#) (SAMHSA) Includes resources on topics such as:
  - Grief, Loss, and Bereavement
  - Intimate Partner Violence and Child Abuse
  - Mental Health Disparities
  - School Mental Health
  - Telehealth

#### Community

- [Holiday Celebrations](#) (CDC) Including guidance for winter celebrations and [Considerations for Communities of Faith](#).
- [COVID-19 Sports Guidance for Youth and Adults](#) (MDH) Updates include the addition of two sections were added under "Key requirements": "Requirements for recreational race events," and "Team photography."
- [How Long to Stay Home if Sick](#) (MDH)
- [Guidance for Safe Celebrations and Events](#) (MDH) Update includes recommendations for event photography.

#### EPI Section

- Hospitalization data on the [Situation Update](#) webpage has changed. Previously the data indicated the current number of COVID cases hospitalized (ICU and non-ICU). The data now show daily admission of cases to the hospital and ICU and cumulative hospitalizations and ICU hospitalizations. About these changes:

- As of 9/24, changes to hospitalization data more clearly show how many people in Minnesota required admission to a hospital and ICU.
- “Total hospitalizations” and “Cases admitted to a hospital” include both ICU and non-ICU admissions.
- Admission dates are when the case was first admitted to the hospital. In most cases, the original admission was for COVID.
- Cases hospitalized before they were diagnosed with COVID also use original admission dates. This is the reason for admission dates before the first case was identified in Minnesota.
- Additional hospitalization data is available in the [COVID-19 Weekly Report](#):
  - Hospitalizations by Week, 7-Day Average
  - ICU Hospitalizations by Week, 7-Day Average
  - Age Demographics: Age Group, Median Age, Age Range
  - Gender Demographics
  - Race and Ethnicity Demographics, Age-Adjusted Rates
  - Likely Exposure

### ***Epidemiological Data***

- [Most recent World Health Organization \(WHO\) situation report](#)
- [Most recent U.S. case updates from CDC](#)
- [Most recent Minnesota Department of Health situation report](#)

### **Congregate Living**

- [Jails and Correctional Settings: Interim Guidance for Responding to Cases of Confirmed or Suspected COVID-19](#) (MDH)

### **Long-term Care**

- CMS released [QSO 20-39](#), which gives new guidance to Nursing Homes on visitation. This guidance supersedes all other visitation guidance CMS has released and is effective immediately.
- [Using Antigen-based Point of Care Testing for COVID-19 in Long-term Care Facilities](#) (MDH)
- [Serial Testing of Nursing Facility Staff for COVID-19: Frequently Asked Questions](#) (MDH)

### **Healthcare**

- [Multisystem Inflammatory Syndrome in Children Statistics](#) (MDH)
- [Therapeutic Options for COVID-19 Patients](#) (MDH) Information about investigational therapeutics to be updated as new information emerges.
- [Crisis Standards of Care](#) (MDH)
- [Data on COVID-19 during Pregnancy](#) (CDC)
- [Similarities and Differences between Flu and COVID-19](#) (CDC)



- [COVID-19 Recommendations for Health Care Workers](#) (MDH)

## Schools, Daycare, Higher Education

- [COVID-19 and Higher Education: Frequently Asked Questions](#) (MDH)
- [Handling a Suspected or Confirmed Positive Case of COVID-19: Information for Schools](#) (MDH)
- [2020-2021 Planning Guide for Schools](#) (MDH) Updates to this document since Sept. 3, 2020, include new recommendations in the Face covering section, and new resources related to activities and recommendations for school photography in the Social Distancing and minimizing exposure section: Recommendations for Scenario 1 and 2. There are also two new tools to help parents and families understand attendance and screening guidelines in the Monitoring and excluding for illness section.
- [What to Do When Notified of a Lab-Confirmed Case of COVID-19 in Child Care Settings or Youth Programs](#) (MDH) Updates to this document since July 13, 2020, include a new Key terms section; clarifications to the sections on Information gathering and sharing, Potential recommendations by MDH, and If a parent of a child is diagnosed with COVID-19; and changes to align the audience for the guidance to child care settings and youth programs.
- [COVID-19 Schools and Child Care Training](#) (MDH) Training materials from the COVID-19 Schools and Child Care Training held in early September. Includes:
  - [Training recording, questions and answers](#), and the [Decision Tree clarification memo](#)
  - Continuing education information for childcare providers
- Hmong, Somali, and Spanish translations for the following documents are available on the [Schools and Child Care](#) webpage:
  - COVID-19 Decision Tree for People in Schools, Youth, and Child Care Programs
  - COVID-19 Attendance Guide for Parents and Families
  - Home Screening Tool for COVID-19 Symptoms

## Masks

- [Frequently Asked Questions About the Requirement to Wear Face Coverings](#) (MDH)

## Testing

- More information about the new saliva testing program that is now available statewide can be found on the [COVID-19 Community Saliva Testing](#) webpage.
- [COVID-19 Community Testing](#) (MDH)
- [Testing for COVID-19](#) (MDH)

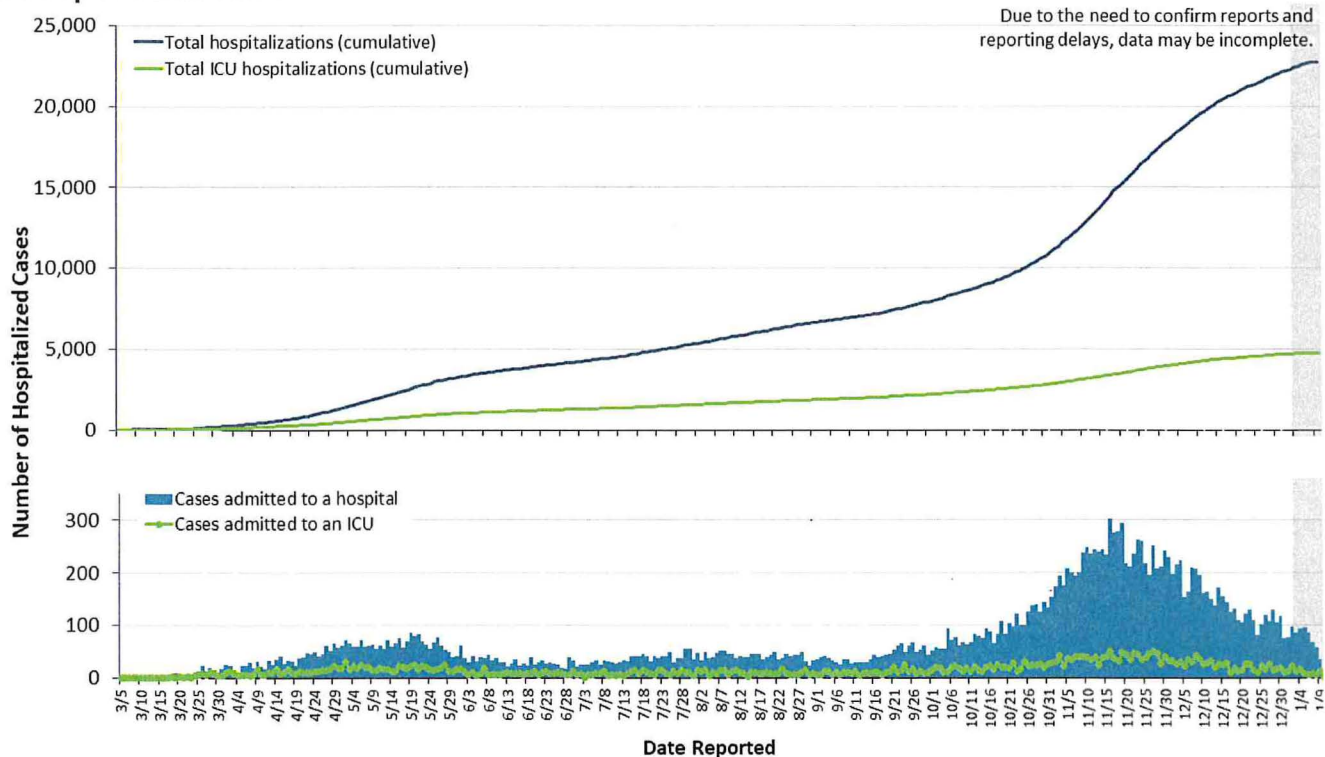
**Minnesota Case Information (01/11/21) [MDH Situation](#)**

Total approximate number of completed tests as of 01/11/20 at 1630: 5,953,863 (+25 % since 12/06/20)

Total positive 437,552 (7.35% of tested); 34,004 being healthcare workers

Total deaths 5,711 (.096 % of cases); 3655 in LTC

Total cases in Hospital cumulative 22,815 (5.21 % cases), in ICU 4,783 (21% of hospitalizations)

**Hospitalizations****SITUATIONAL ANALYSIS SUMMARY (Carol Becker):****SUMMARY****Vaccines are here!**

- **Carver County Doses Administered:** 2,632 as of Sunday, 1/10/21.
- **Carver Vaccinators:** 17 organizations registered to vaccinate in Carver County. Last week there were 13.
- **Carver County Vaccine Clinic** Carver County hosted its first vaccination clinic for first responders on Tuesday. It administered 200 doses. It is expecting a second shipment of 400 doses this week.
- **Minnesota Vaccines Administered:** 132,280 as of 1/10/21, mostly through hospitals, 2.5% of the population.
- **Doses Allocated to Minnesota:** 396,350 of Wednesday 1/6/21.
- The UK, Russia, India, and China have approved vaccines. There are 20 other vaccines in Phase 3 trials.



**Carver County**

- As of 1/11/21, Carver County had 6811 cases. Cases are increasing. Two weeks ago, Carver County had been averaging around 20-25 cases per day. This week, we are averaging around 35 cases a day. This may be because people have become laxer as cases declined, or because of the holidays, or because of the new more contagious strain of COVID that has recently been detected in Minnesota.
- Over 6% of Carver County residents are confirmed to have had COVID.
- 34 people have died from COVID.
- Testing has declined in Carver County. 3,062 tests were done last week, compared to 3,626 the week before.
- The 14-day case rate per 10,000 people for Carver County from December 13th to December 26th was 33.96 cases. (MDH, 1/7/21)
- This means that the County has a recommendation of elementary school operating in a hybrid model, and middle/high school in a distance model, which is a change from a previous recommendation of fully distanced learning. (MDH, 1/7/21).
- 9 out of 18 care facilities in Carver County had COVID cases in the last 28 days.
- Positivity is 4.3%, down from 5.4% last week. The desired standard is 5% or less. This rate data lags by 2 weeks.

**Minnesota**

- The new, more contagious variant of the COVID virus has been detected in Minnesota. This variant has driven a rapid case rate growth in the U.K.
- New cases have begun to increase, after declining from the peak around Thanksgiving.
- Deaths have continued to decline but this is not surprising as deaths lag cases an average of 22 days.
- The state-calculated positivity rate is 6.9%, up from 5.1% last week. This data lags two weeks. The current state level positivity rate (calculated by MPR) was 5.4% as of today.
- Three of the five measures that the Governor uses to determine what public policy measures should be in place at the state level to control virus spread are in the high-risk red zone. One is in the yellow zone (barely) and one is the white zone.
- Testing continues to decline across the state.
- There is still virtually no flu in Minnesota, an amazing fact.

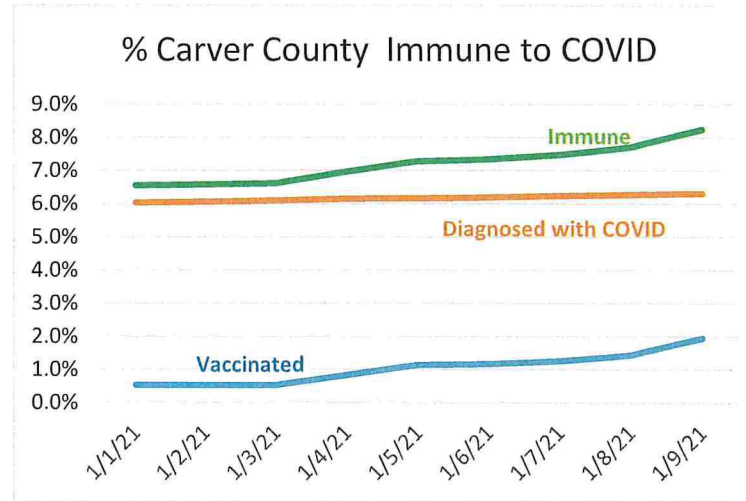
**National**

- National case rates are skyrocketing, as are deaths. The U.S. passed 300,000 new cases in a single day, a new record. Arizona, California, Oklahoma, Rhode Island and South Carolina have the most daily new cases per day.
- Death rates vary by race in the U.S.
  - 1 in 595 Indigenous Americans has died (or 168.4 deaths per 100,000)
  - 1 in 735 Black Americans has died (or 136.5 deaths per 100,000)
  - 1 in 1,000 Latino Americans has died (or 99.7 deaths per 100,000)
  - 1 in 1,030 White Americans has died (or 97.2 deaths per 100,000)
- Average life expectancy in the U.S declined by one year due to the Pandemic.
- The Queen of England and Prince Phillip have been vaccinated. The Pope has not yet been vaccinated.

**VACCINES ARE HERE!**

**DOSES ADMINISTERED IN CARVER COUNTY:** 2,632 as of Sunday, 1/10/21.

Over 8% of Carver County residents have either been diagnosed with COVID or have been vaccinated, providing some level of at least shorter-term immunity.



**CARVER VACCINATORS** 17 organizations registered to vaccinate in Carver County.

Last week there were 13.

**CARVER COUNTY VACCINE CLINIC** Carver County hosted its first vaccination clinic for first responders on 01/05/21. It administered 200 doses. It is expecting a second shipment of 400 doses this week.

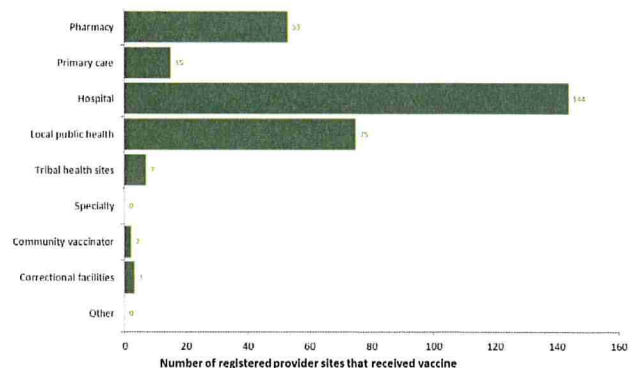
**DOSES ALLOCATED TO MINNESOTA:** 396,350 of Wednesday 1/6/21. Last week, 297,350 had been allocated. That is enough to give 3.5% of Minnesotans two shots.

**MINNESOTA DOSES ADMINISTERED:** 132,280 as of Sunday, 1/10/21.

**MINNESOTA REGISTERED VACCINATORS:** 1002 as of Wednesday, up from 795 last week. 1/6/21.

**MINNESOTA ORGANIZATIONS RECEIVING VACCINE** As of Wednesday, 299 providers have received doses. (1/6/21)


The number of provider sites that received vaccine by type of provider represents the type of facility that vaccine is shipped to. Vaccine may be further distributed from that facility to different provider types (e.g. a large health system may get vaccine to their warehouse and send it out to some of their hospitals).



## MINNESOTA ORGANIZATIONS

**ADMINISTERING VACCINE** Almost all the vaccine that has been administered so far has been administered through hospitals.

## Doses administered by provider type





**OTHER VACCINES:** Many other vaccines are still in development, include 19 more vaccines in Phase 3 trials:

Last week:

Vaccine Phase	Phase 1	Phase 2	Phase 3	Emergency Use in US
Number	43	20	20	2

This week:

Vaccine Phase	Phase 1	Phase 2	Phase 3	Emergency Use in US
Number	44	19	20	2

## MINNESOTA VACCINE PRIORITIES

Here are the current priorities for vaccinations:

### Phase 1a, Priority 1

- Hospital staff
- Skilled Nursing Facility residents and staff
- EMS personnel, COVID-19 vaccinators, and community COVID-19 testers

### Phase 1a, Priority 2

- Hospital staff not included in Priority 1 group.
- Assisted Living residents and staff
- Urgent Care staff
- Dialysis Center staff (these staff are covered by MDH or the health care coalitions)

### Phase 1a, Priority 3

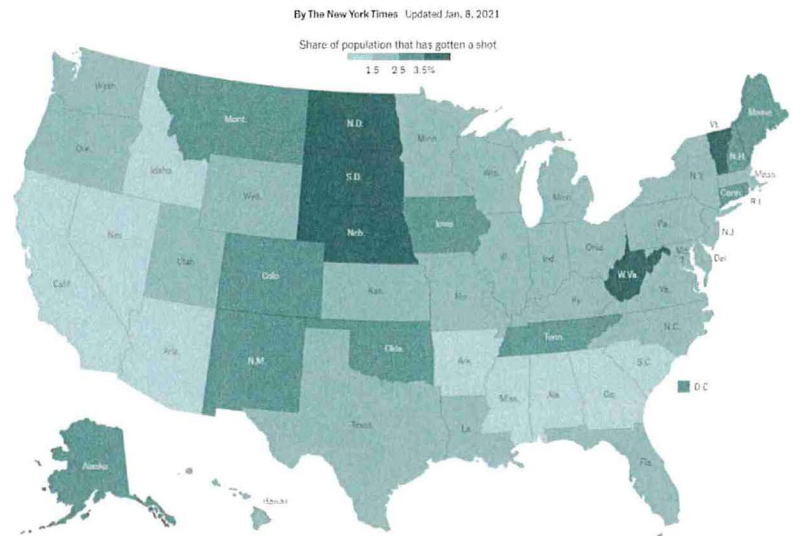
More details will be forthcoming as decisions are finalized. Tentatively, it includes:

- All remaining health care personnel (HCP) not included in the first and second priority groups that are unable to telework. This includes funeral directors and morticians
- Adult residents living in Intermediate Care Facilities for People with Intellectual Disabilities
- Other adult residents living in residential care facilities licensed in MN and primarily serving at-risk people, including older adults
- People with intellectual and physical disabilities, in settings such as community residential settings and adult foster care.
- Homeless Service Settings

## NATIONAL VACCINE ROLLOUT

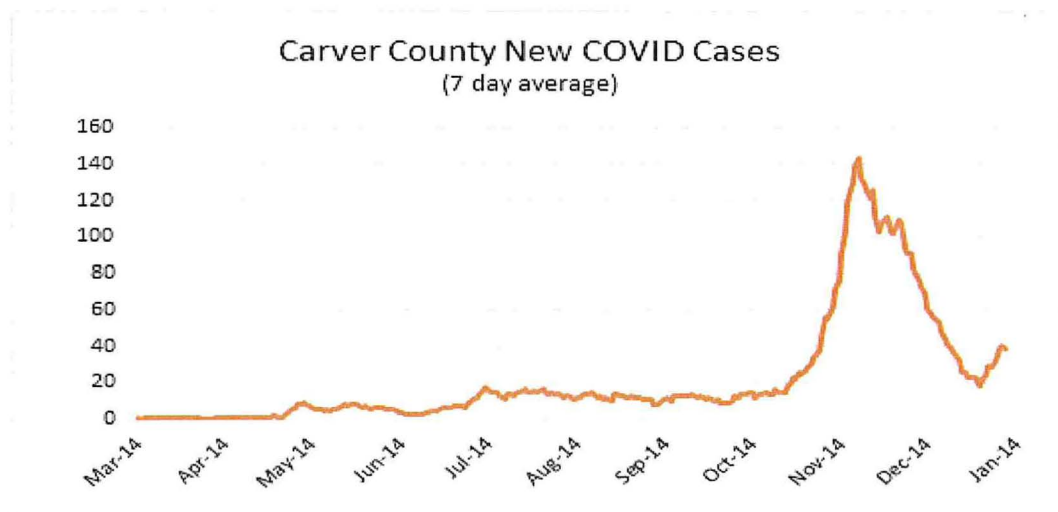
North Dakota and South Dakota, which appeared to be the source of transmission of the spike in Minnesota over Thanksgiving, now lead the country in the percent of their population vaccinated.

## See How the Vaccine Rollout Is Going in Your State



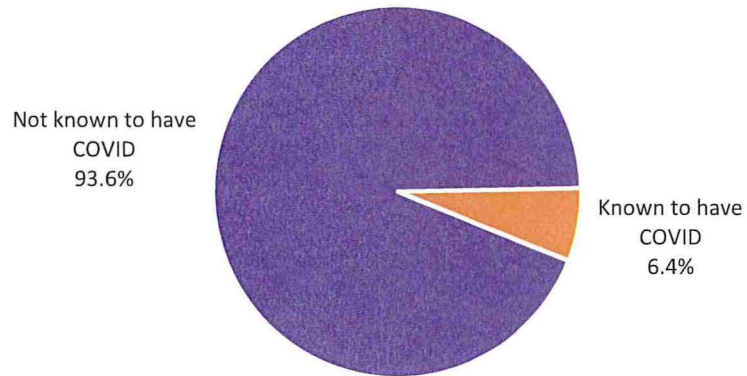
## CARVER COUNTY

**NEW CARVER COUNTY COVID CASES:** As of 1/11/21, Carver County had 6811 cases. Cases are increasing. Two weeks ago, Carver County had been averaging around 20-25 cases per day. This week, we are averaging around 35 cases a day. This may be because people have become laxer as cases declined, or because of the holidays, or because of the new more contagious strain of COVID that has recently been detected in Minnesota.



More than 6% of Carver County residents have been diagnosed with COVID.  
(1/11/21)

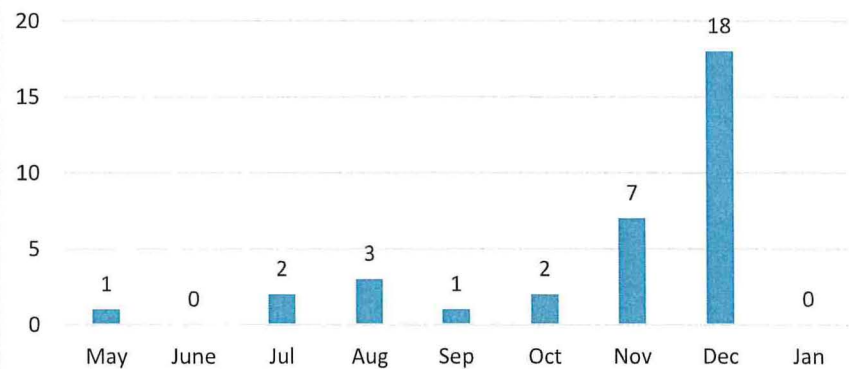
### Carver County Residents Known to Have COVID



### DEATHS OF CARVER COUNTY

**RESIDENTS:** Seven Carver County residents died from COVID in November and eighteen in December. 34 residents have died in total.

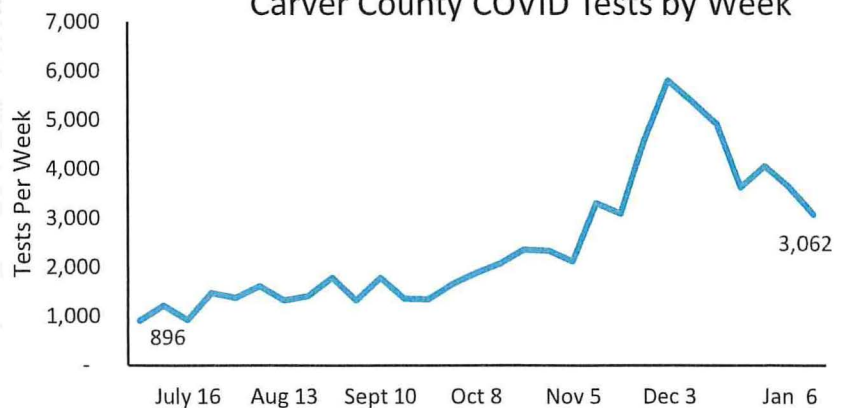
### Carver County COVID Deaths



### CARVER COUNTY COVID TESTING

Total as of 1/7/21: 75,494. 3,062 tests happened last week. Testing is declining.  
(MDH)

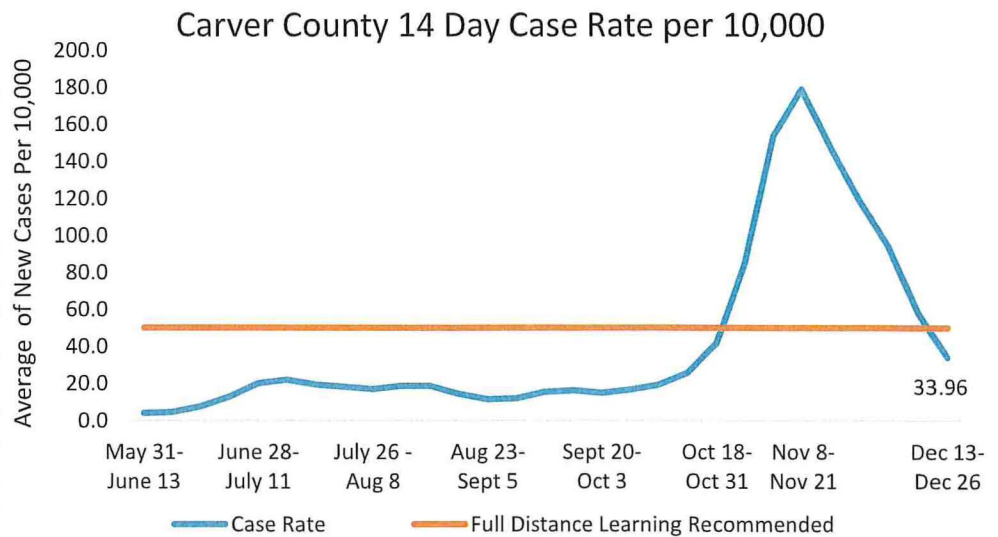
### Carver County COVID Tests by Week



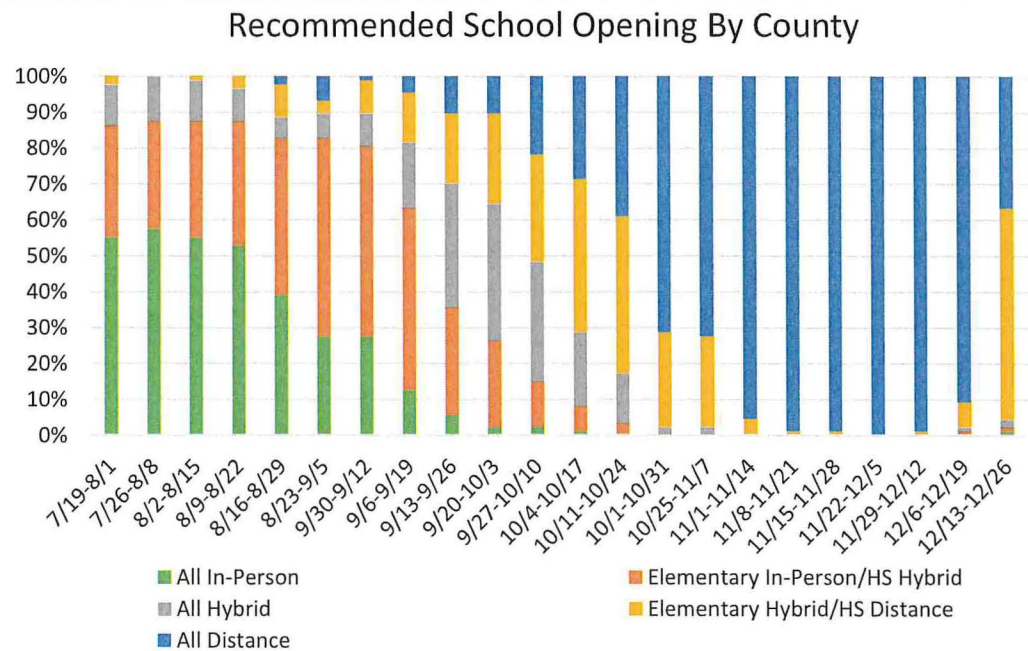


**SCHOOL OPENING/**

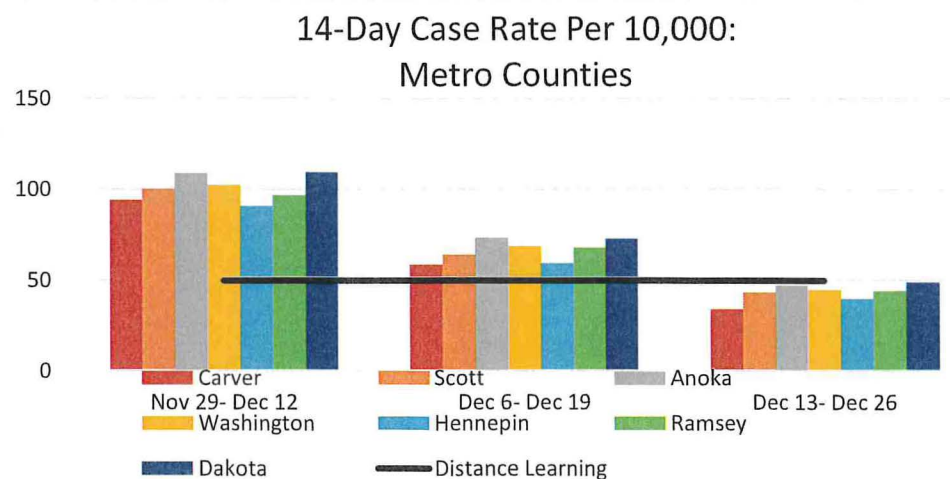
**14 DAY CASE RATE** The 14-day case rate/10,000 people for Carver County from December 13<sup>th</sup> to December 26<sup>th</sup> was 33.96 cases. (MDH, 1/7/21). This means that the County has a recommendation of elementary instruction in a hybrid model, with middle/high school instruction in a distance model. **Note the 2 week lag in data.** Regardless, the governor has recommended elementary school student return to in-person classes after January 18th, with proper precautions in place.

**14 DAY CASE RATE PER 10,000 BY COUNTY**

This week we saw a dramatic shift in the recommendations for schools. Two weeks ago, we saw all 87 counties as recommended for fully distance learning. This week, only 32 were.

**METRO 14 DAY CASE RATE**

Two weeks ago, case rates were around 100 cases per day in metro counties. Now they are more than half that. (1/7/21) **Note the 2 week lag.**

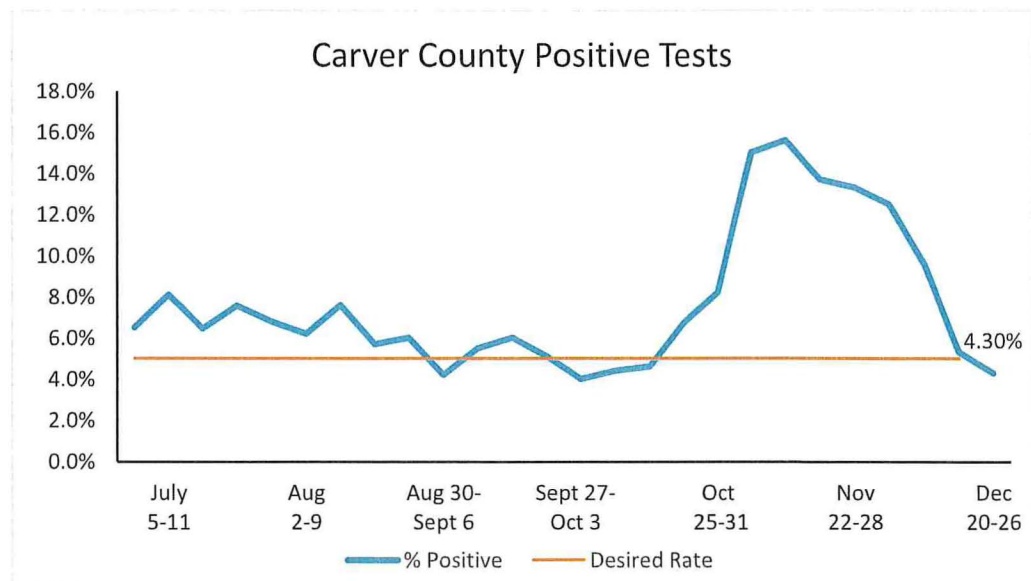


**NURSING HOMES/ASSISTED LIVING** 9 of 18 care facilities in Carver County had COVID cases in the last 28 days. (MDH, 1/7/21)

- Auburn Manor
- Auburn Meadows Assisted Living
- Carver Ridge Senior Living
- Chaska Heights Senior Living
- Good Samaritan Society - Waconia and Westview Acres

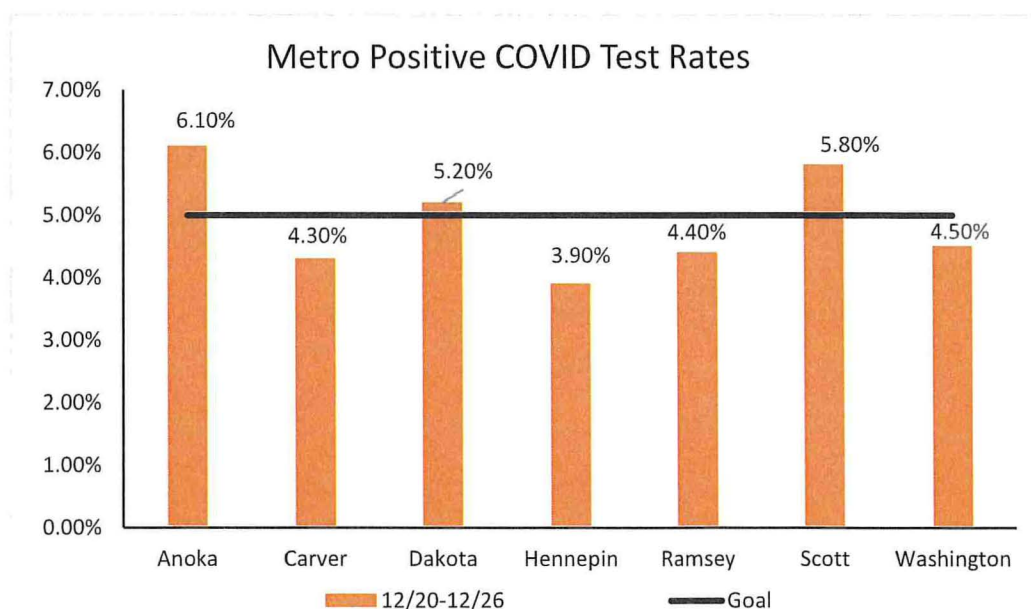
## CARVER COUNTY PERCENT OF POSITIVE TESTS (POSITIVITY)

4.3% of Carver County residents testing between 12/20 and 12/26 had positive tests. (1/6/21). This is below at the desired rate of 5% or less for the first time since October. **Note the 2 week lag.**



## METRO POSITIVITY RATES

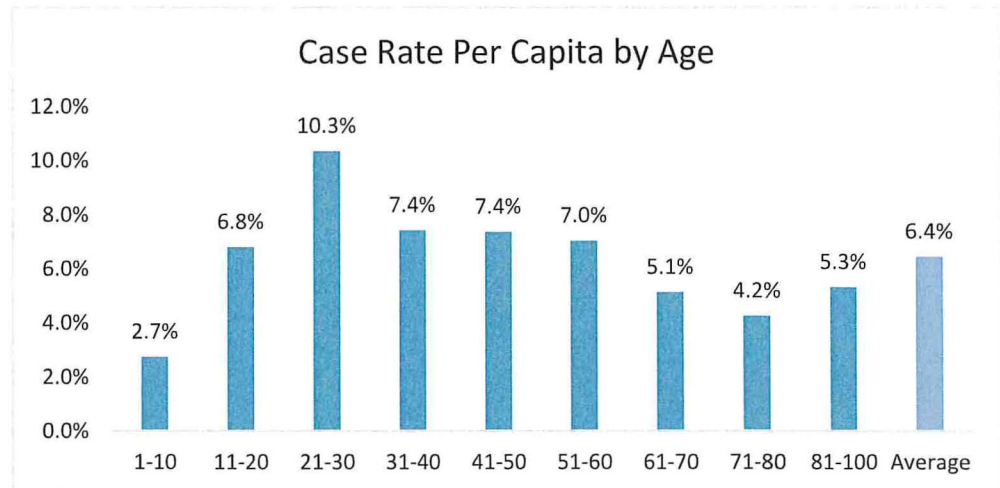
(1/7/21) Positivity rates are below 5% for several counties, including Carver. **Note the 2 week lag.**



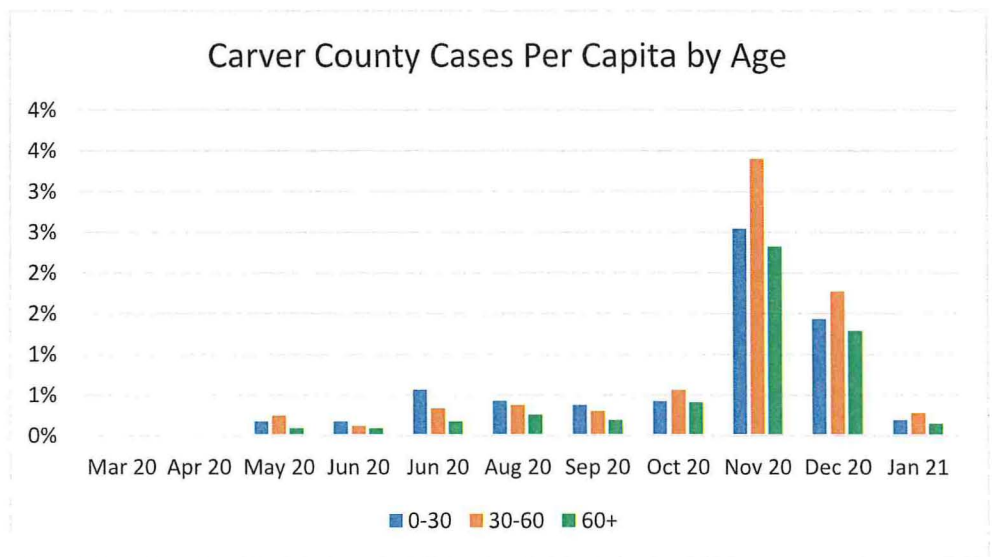
**CASE RATES PER****CAPITA BY AGE**

This chart lets us see the number of cases, adjusted for the number of people of that age in Carver County. You can see that children 11-20 get COVID at almost the same rate as older people. Conversely, older people from 60-80 get COVID at a lower rate than other ages. People over 80 get COVID at a

higher rate than other elderly people, most likely because a higher proportion are in care facilities.

**CASE RATES PER CAPITA BY AGE BY MONTH**

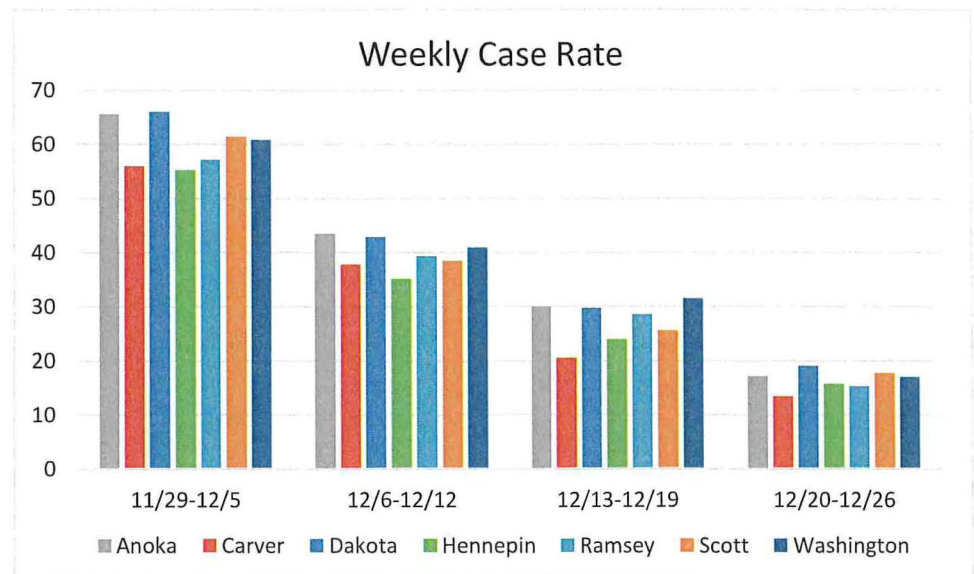
This chart shows the case rates per capita by month, basically showing which age groups are having the most COVID cases. In the summer, we talked about younger people having the disease more than older people. In November and beyond, it is middle-aged people who have had the disease the most. Older people have had a lower rate of disease, when adjusted for population, than younger people. (1/7/21)



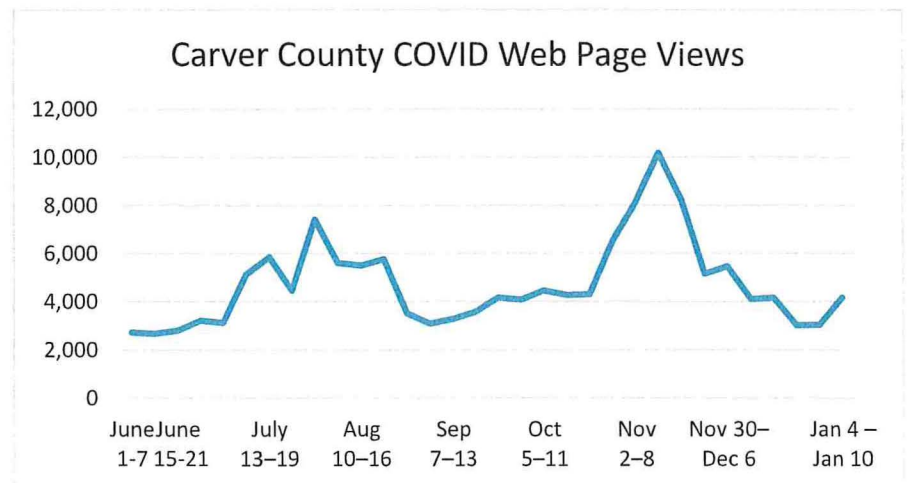


**WEEKLY CASE RATE BY**

**COUNTY** You can see the decrease in cases per capita across metro cases.



**WEB PAGE VIEWS** Web page views are down after spiking when case numbers spiked.



**CARVER COUNTY RESIDENTS BY AGE** This chart shows the number of Carver County residents by age cohort. Note that this looks at the American Community Survey, years 2015-2019, so it shows a total that is different from a 2019 or 2020 estimate. I have included this for anyone who might need it for their own purposes.

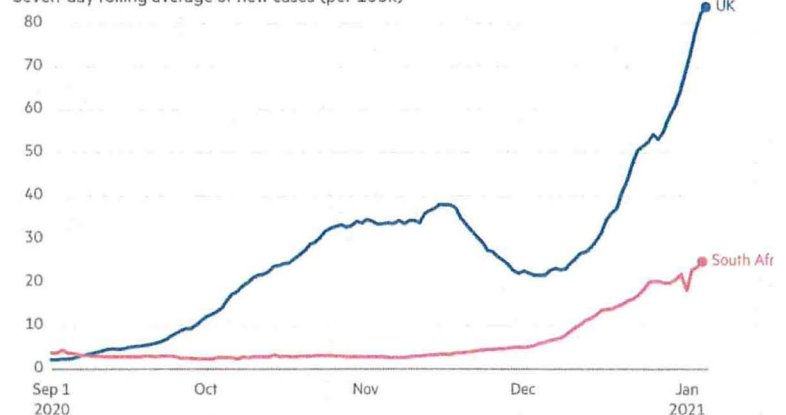
ACS 2015-2019	YEAR	Women	Men	DENOMINATOR	Total	Percent
Under 5	2019	3179	3418	101949	6597	6.50%
5 to 9	2019	3886	4053	101949	7939	7.80%
10 to 14	2019	3955	4058	101949	8013	7.90%
15 to 19	2019	3731	3906	101949	7637	7.50%
20 to 24	2019	2720	2745	101949	5465	5.40%
25 to 29	2019	2403	2249	101949	4652	4.60%
30 to 34	2019	3178	3205	101949	6383	6.30%
35 to 39	2019	3919	3729	101949	7648	7.50%
40 to 44	2019	3528	3440	101949	6968	6.80%
45 to 49	2019	3759	3775	101949	7534	7.40%
50 to 54	2019	4006	4061	101949	8067	7.90%
55 to 59	2019	3643	3786	101949	7429	7.30%
60 to 64	2019	3055	2934	101949	5989	5.90%
65 to 69	2019	1945	1999	101949	3944	3.90%
70 to 74	2019	1610	1328	101949	2938	2.90%
75 to 79	2019	1092	890	101949	1982	1.90%
80 to 84	2019	855	618	101949	1473	1.40%
Over 85	2019	867	424	101949	1291	1.30%
					101,949	

## MORE CONTAGIOUS VARIANTS NOW IN MINNESOTA

There are two new troubling mutations of the COVID virus that are more contagious than current variants. The U.K. mutation of COVID virus has made it 70% more likely to be transmitted. This is driving increasing number of cases in the U.K. There is a second variant first detected in South Africa, which is also driving increasing case numbers. These variants have been detected in Minnesota.

### New confirmed cases of Covid-19

Seven-day rolling average of new cases (per 100k)



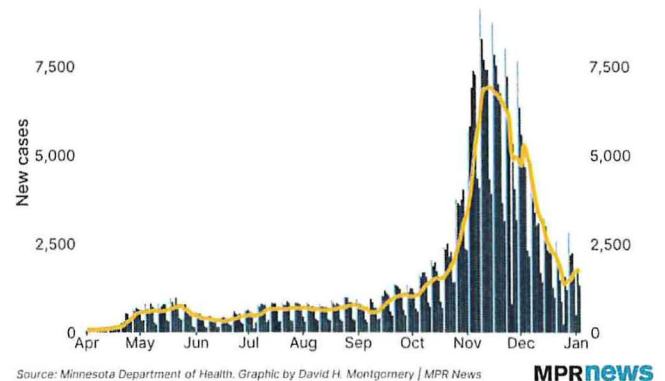
Sources: Financial Times analysis of data from the World Health Organization; the Johns Hopkins CSSE; the UK government coronavirus dashboard  
Data updated January 6 2021 7:58am GMT

## CASES IN MINNESOTA

Minnesota case rates are increasing again, after declining. The rate of increase, however, is not exponential, as it was earlier in the year. (MPR, 1/11/21)

### New COVID-19 cases in MN by sample date

Includes only confirmed cases. Last week of data is incomplete and omitted. Line is 7-day rolling average. Light blue bars are Mondays.

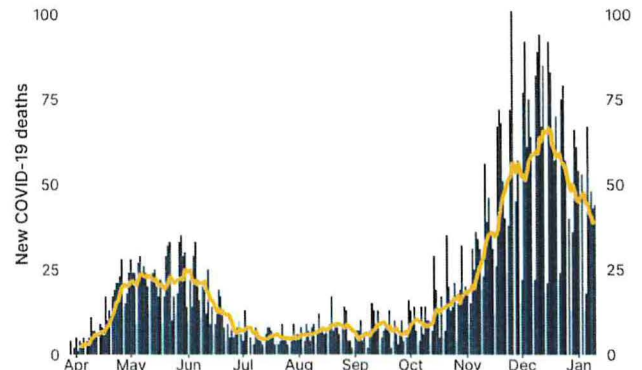


MPRnews

**DEATHS IN MN DECLINE.** Deaths continue to decline, after increasing since October. (MPR, 1/11/21)

### Daily deaths in Minnesota from COVID-19

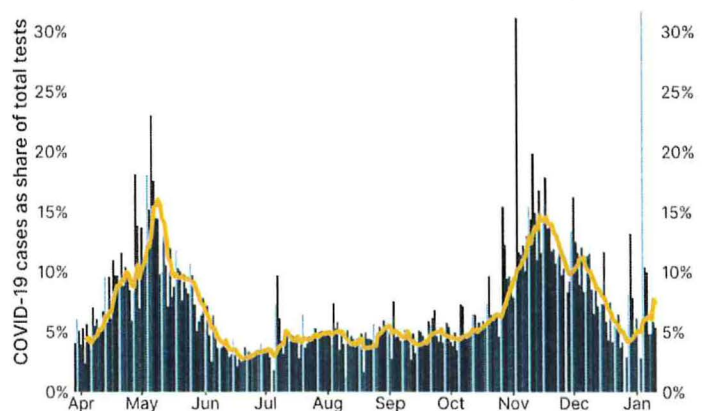
Line represents 7-day rolling average. Light blue bars are Mondays.



**CURRENT MINNESOTA POSITIVITY** The positivity rate is around 5.4%, an increase over the last week or so. (MPR 1/11/21)

### COVID-19 positive test rate in Minnesota

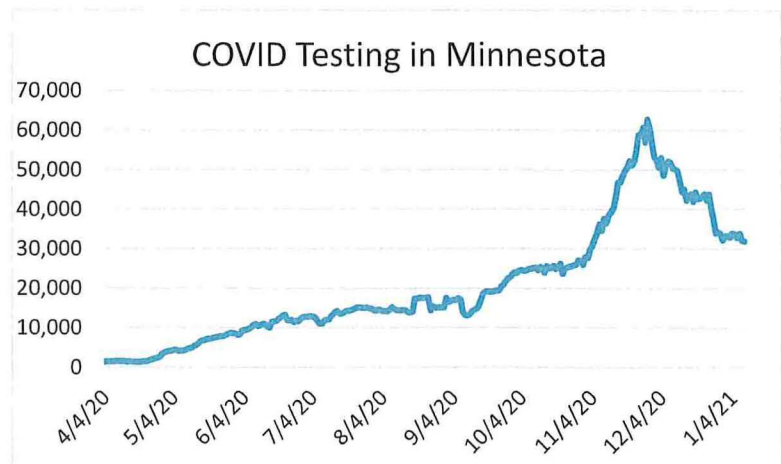
Line represents weekly average. Light blue bars are Mondays.



MPRnews



**MINNESOTA TESTING** had been declining since its peak around Thanksgiving. (1/10/21)

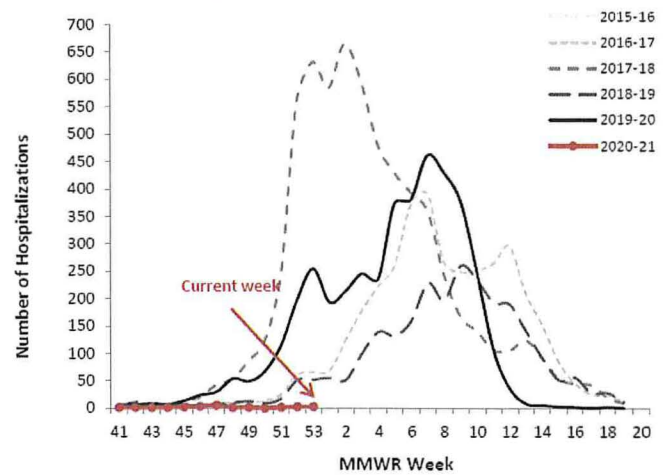


## GOVERNOR CHANGES RESTRICTIONS AS CASES SUBSIDE

- Indoor dining at bars and restaurants can open at 50 percent capacity, with a maximum of 150 people. Parties of no more than six people must remain six feet from other parties; bar seating is open to parties of two; reservations are required; and establishments must close dine-in service by 10 p.m. Face masks worn by everyone except when they are eating or drinking.
- Gym capacity remains capped at 25 percent but maximum capacity increases to 150 and classes can increase to 25 people, assuming distancing can be observed. Face masks always required.
- Outdoor events and entertainment continue at 25 percent capacity, but maximum capacity increases to 250 people. Social distancing is required.
- Indoor events and entertainment – like bowling alleys, movie theaters, and museums – may open at 25 percent, with no more than 150 people in each area of the venue.
- Youth and adult organized sports have resumed practice as of January 4, and games resume January 14 with spectators, following the appropriate capacity limits for indoor or outdoor venues. Inter-region tournaments and out of state play are discouraged.
- Pools opened on January 4 for some activity, and may now open, like gyms, at 25 percent capacity.
- Wedding receptions and other private parties may resume with limits. If food and drink are served at the event, then they are limited to two households or 10 people indoors and 3 households or 15 people outdoors. If there is no food or drink, they are covered by event venue guidelines. Any related ceremony – like a wedding or funeral ceremony – is guided by rules for ceremonies and places of worship.
- Places of worship remain open at 50% capacity but without an overall maximum capacity

- **INFLUENZA** Minnesotans are still not getting the flu. This is a pretty amazing decline. (MDH, 1/7/21)

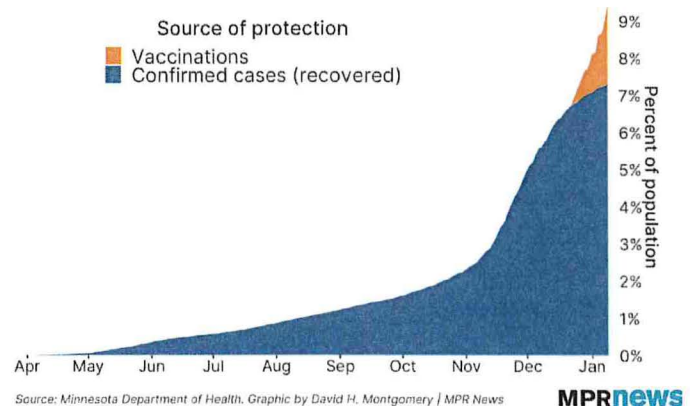
Hospitalized Influenza Cases by Season, Minnesota (FluSurv-NET\*)



**HOW MUCH IMMUNITY IN MINNESOTA** The number of people that have immunity is the number of people who have been ill plus the number of people immunized. When we add the two together, almost 10% of Minnesotans are protected from COVID into some point in the future. (MPR, 1/8/21)


### Confirmed COVID-19 protection in MN

Does not include COVID-19 infections not confirmed by tests. An unknown share of vaccinated people have also been confirmed cases.



### State COVID-19 vaccine doses per capita

As of Jan. 07, 2021



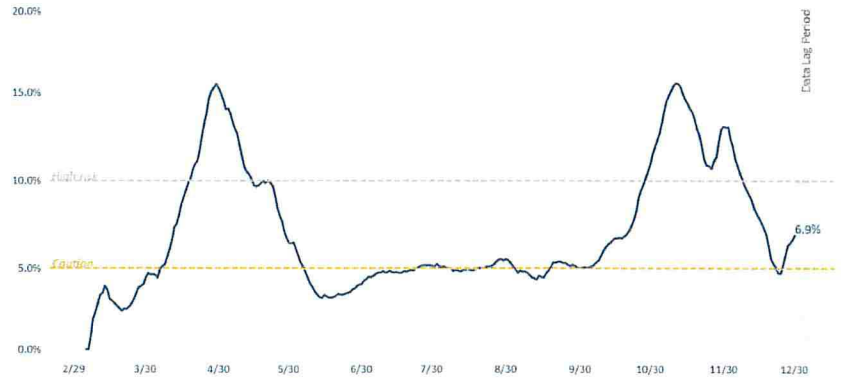
**MN IN THE MIDDLE OF THE STATES IN VACCINATIONS PER CAPITA** We were 25th, as of 1/8/21.

**DIAL-BACK DATA** Three of the five measures are in the high risk red zone, one in the yellow zone and one is the the white zone. **Note the data has a two week lag.** This data is as of 1/10/21.

The official test positivity rate has increased from 5.1% to 6.9% . The goal is to be at 5% or lower.

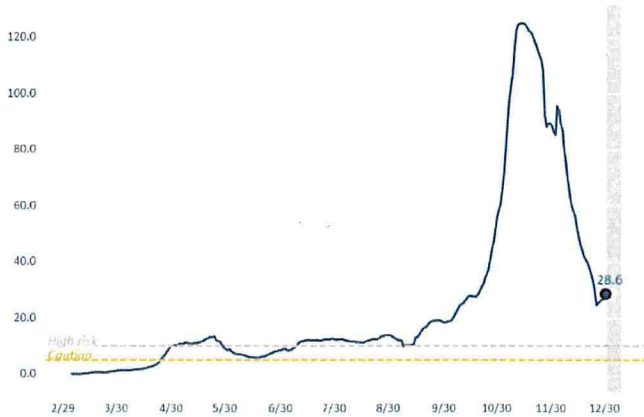
% OF TESTS COVID POSITIVE  
7-DAY ROLLING AVERAGE

CURRENT STATUS: CAUTION

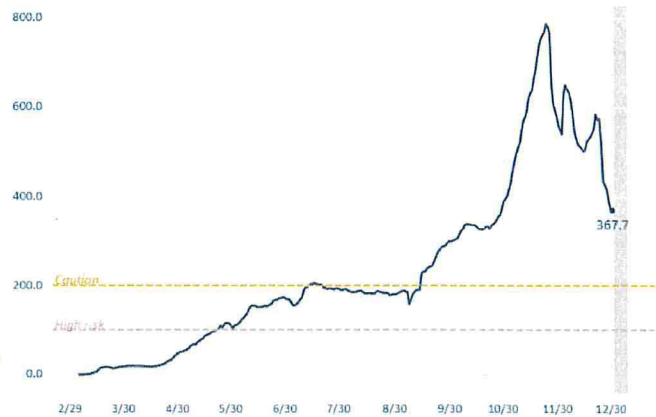


DAILY NEW CASES PER 100,000 RESIDENTS  
7-DAY ROLLING AVERAGE

CURRENT STATUS: HIGH RISK

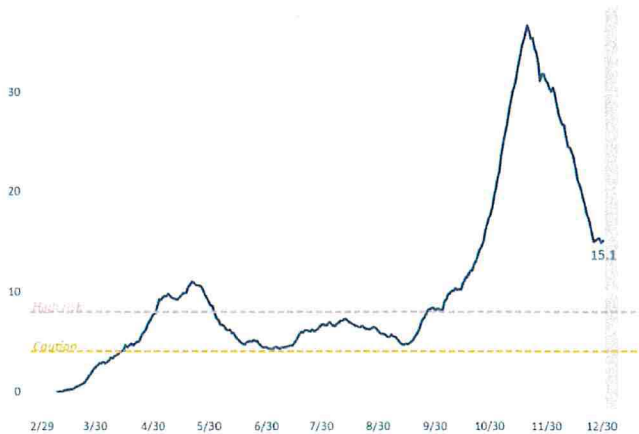


WEEKLY COVID TESTS PER 10,000 RESIDENTS  
7-DAY ROLLING AVERAGE



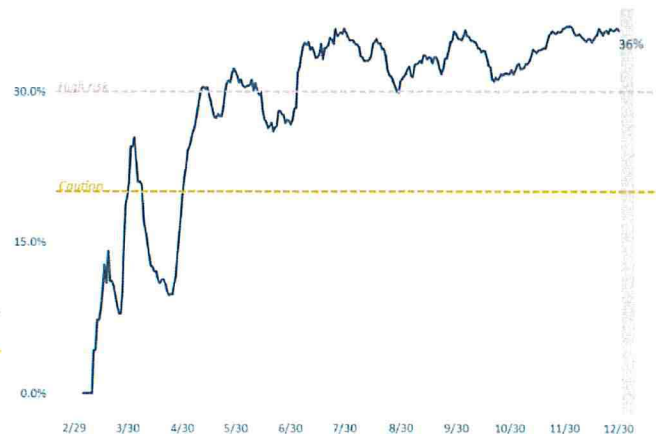
NEW COVID+ HOSPITAL ADMISSIONS PER 100,000 RESIDENTS  
WEEKLY | 7-DAY ROLLING AVERAGE

CURRENT STATUS: HIGH RISK



% OF CASES WITH NO KNOWN EXPOSURE  
7-DAY ROLLING AVERAGE

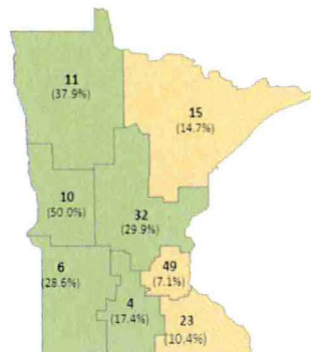
CURRENT STATUS: HIGH RISK



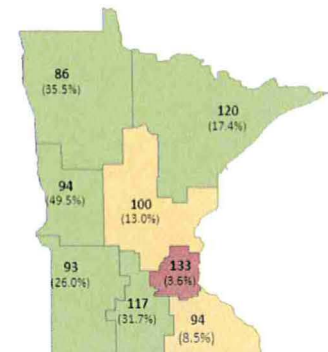


**HOSPITAL CAPACITY** Non-ICU bed availability remains tight in the metro. (1/10/21)

**STAFFED ICU BED AVAILABILITY**  
# AVAILABLE TODAY | % OF REGIONAL BEDS AVAILABLE

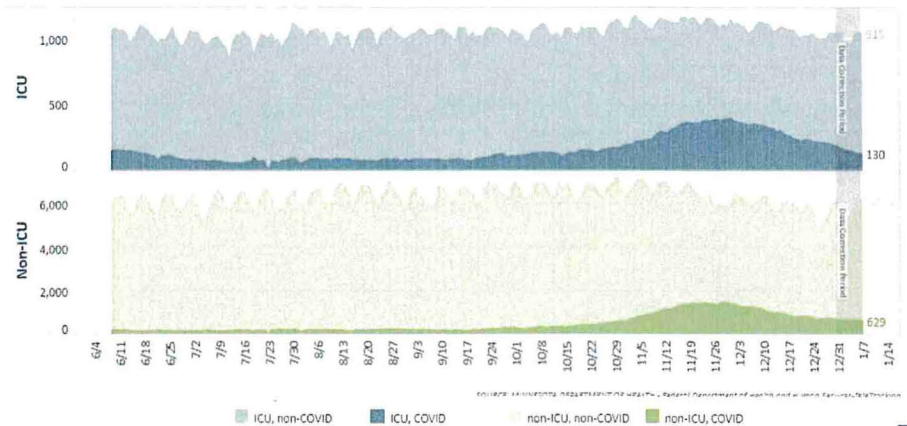


**STAFFED NON-ICU BED AVAILABILITY**  
# AVAILABLE TODAY | % OF REGIONAL BEDS AVAILABLE



COVID is using less of the medical system than it did around Thanksgiving.

**ICU AND NON-ICU BEDS IN USE**  
COVID & non-COVID | 6/9 to 1/7 | Minnesota

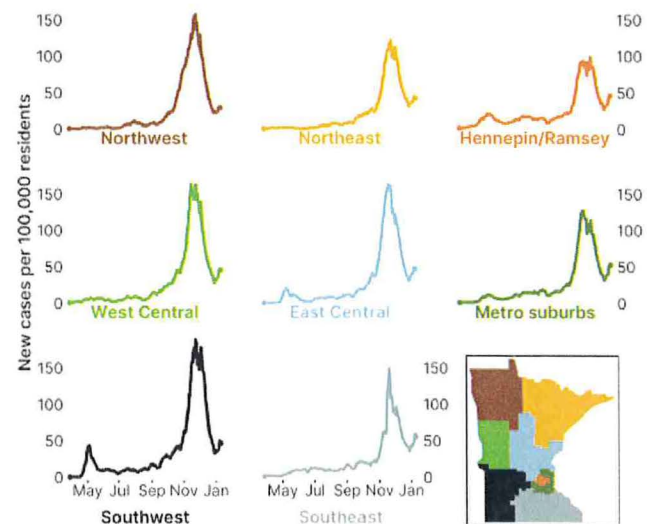


## SMALL INCREASES AROUND MINNESOTA

The small uptick that has been occurring in Minnesota has been occurring state-wide.

## New MN COVID-19 cases per capita by region

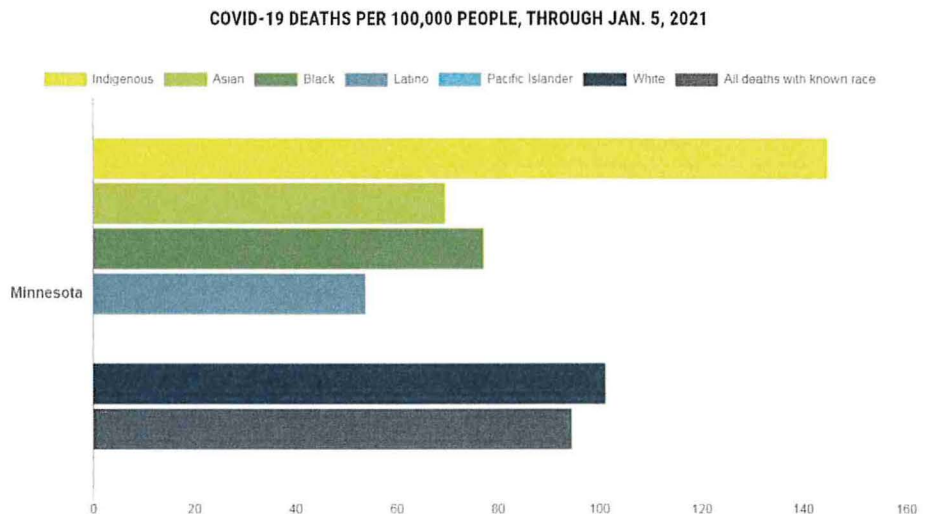
Based solely on cases confirmed by the MN Department of Health. Line represents average of seven prior days of data.



Source: Minnesota Department of Health. Graphic by David H. Montgomery | MPR News

## DEATH RATES BY RACE IN MINNESOTA

On a per capita basis, white people rank second in terms of the number of deaths, behind native persons. This may be related to more White people living in congregate care settings. Although Latino persons have consistently had higher rates of infection, they are less likely to die of COVID. This may be, in part, because the Hispanic population in Minnesota is younger than the White population. (<https://www.apmresearchlab.org/> 1/7/21)



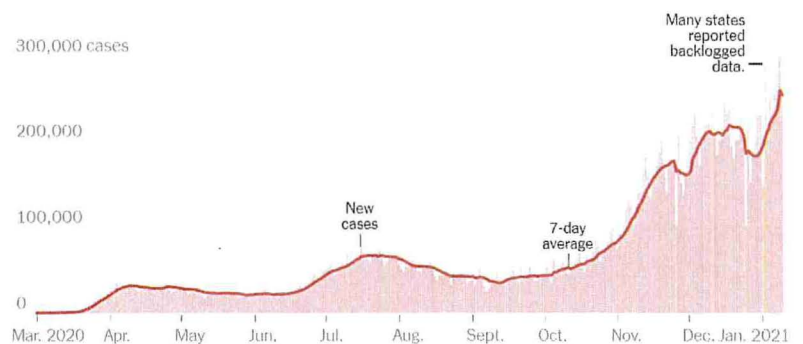
## NATIONAL COVID CASES.

New cases escalating rapidly over the last 14 days. On January 8<sup>th</sup>, we had 300,000 new cases reported. (1/10/21) It appears that testing slowed over the holidays, but now increases from Thanksgiving and Christmas are driving the higher case rates. New, more communicable mutations of the virus may also be increasing transmission.

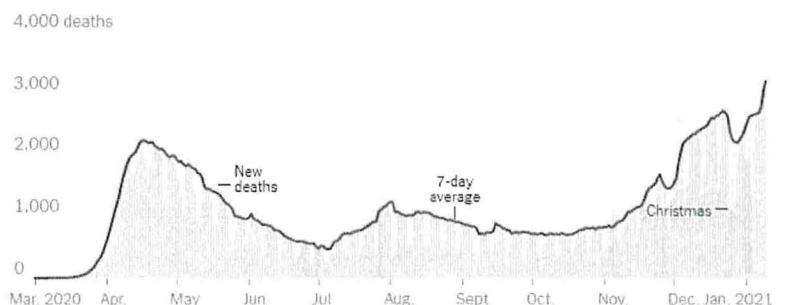
High case levels are scattered around the country. Arizona, California, Oklahoma, Rhode Island and South Carolina are averaging the most daily new cases per person.

Deaths are also increasing rapidly. (New York Times, 1/10/21.) Death reporting lags about 22 days from when cases are reported, so this will trail the case numbers.

Austin Texas is setting up their Convention Center as a field hospital.



### New reported deaths by day





**DEATH RATES BY RACE** These are the nationwide documented mortality impacts from COVID-19 by race since the start of the pandemic. ([www.apmresearchlab.org/](http://www.apmresearchlab.org/), 1/7/21)

- 1 in 595 Indigenous Americans has died (or 168.4 deaths per 100,000)
- 1 in 735 Black Americans has died (or 136.5 deaths per 100,000)
- 1 in 895 Pacific Islander Americans has died (or 112.0 deaths per 100,000)
- 1 in 1,000 Latino Americans has died (or 99.7 deaths per 100,000)
- 1 in 1,030 White Americans has died (or 97.2 deaths per 100,000)
- 1 in 1,670 Asian Americans has died (or 59.9 deaths per 100,000)

**AVERAGE LIFE EXPECTANCY DECLINES BY OVER A YEAR** Patrick Heuveline, a demographer at UCLA, estimates that by the end of 2020 there were enough deaths in the U.S. to lower life expectancy at birth to 77.7 years. In 2019, life expectancy was 78.8 years. The last time life expectancy was below 77.7 years was 2005. This reverses 15 years of work to improve health outcomes.

**NOTABLE VACCINATIONS** Queen Elizabeth and Prince Phillip have been vaccinated. The Pope has not yet been vaccinated. The Pope's personal physician died of COVID, however.

## OPERATIONAL PERIOD OBJECTIVES

### New Objectives:

**Objective A:** By December 18, 2020, the Operations Section, through the Vaccination Unit of the public health branch, will have completed development of our vaccination plan; taking into account details such as the latest guidance from MDH and the CDC, targeted population cohorts in each planned phase, and our DOC capacity. This objective includes our role with plan implementation; which may be direct vaccination services, a support function, and/or an assurance role. This is the highest priority of the Operations Section.

**Objective B:** By January 9, 2021 IC in collaboration with the Section Chiefs and Emergency Management and public health personnel will review the COOP for Public Health and specify staffing plans to resume/continue priority programs and ongoing public health activities and services.

**Objective C:** By December 18, 2020, IC in collaboration with Section Chiefs and Command Staff will review and revise ICS as needed to accommodate changes in the pandemic (vaccine planning and distribution), as well as the need to address COOP and other important public health programs, services and activities. *(This will include outreach and recruitment of other county and collaborating partner personnel).*

### Continuing Objectives

**Objective D:** By Jan. 9, 2021 the Operations Section will continue to assess essential service needs, determine current and future capacity, and utilize expanded use of team members for continued response.

**Objective E:** By Jan. 9, 2021 the PIO/Communications in collaboration with Operations Section will continue to address identified messaging needs and effective information flow.

**Objective F:** By December 15, 2020 (RBA approval date), IC and Policy Group will finalize Mutual Use Agreement/PSA with Ridgeview Medical Center on utilization of the mobile asset purchased through CARES Act funding intended to expand COVID-19 testing, vaccination clinics, POD, health care outreach, command center, and other designated purposes as mutually agreed upon.

**Objective G:** By Jan. 9, 2021 Operations Section working in partnership with the Public Health Emergency Preparedness Liaison will continue to collaborate with health care providers, public health agencies (MDH & LPH) and SEOC to expand COVID-19 diagnostic testing and associated services (e.g., Call Center, I & R, Resulting Services). This will include establishing a process for quality assurance and continuous quality improvement (CQI).

**Objective H:** By Jan. 9, 2021 the Operations Section will continue to provide on-going technical assistance to local businesses, LTC facilities, schools, child-care settings, county and municipal government and other organizations as needed.

### ***Summary of Highlighted Response Activities***

The Situation Report (SITREP) includes highlights of activities in the response. Not all activities will be included in the monthly SITREP but may be summarized in future SITREPs.

### **AGENCY BRIEFINGS**

**Agency Briefings were held on Monday December 7, 14, 21, 28, 2020 and January 4, 2021.** Notes are located on SharePoint: [Agency Briefing notes for COVID Response](#)

### **Communications/PIO**

- Submitted video ad promoting vaccine safety and necessity
- Sent press release detailing County's delivery of its first vaccine
- Sent press release regarding shared mobile clinic trailer with Ridgeview Medical Center
- Sent press release regarding additional CARES Act/income support programs
- Continued publishing weekly "Vaccine Minute" newsletter to keep agency partners abreast of developments
- Supported disease response and operations with various communications needs for schools and other partners
- Assisted disease response with Vaccine FAQs for key partners, to be used for public
- Started process to launch vaccine webpage, with related vaccine data at County level
- Continued sharing pertinent State and Federal guidance for residents, businesses and schools

### **Operations Section – Vaccination Planning Branch (Carol Wentworth)**

#### **Disease Response Unit:**

- Collaborated with OSC and PIO on developing talking points for County Leadership and Staff answering calls. Contributed to the Vaccine Minute document.
- Participated in Regional School Team Consults with ISD 110, 108. More consults are planned. Participated in School Transition Workgroup at State level.
- Four staff monitored the 1218 partner line.



**Vaccine Team:**

- Doses for vaccine supply have been very limited. Total of 3 small allotments received.
- Completed Clinic #2 for EMS certified first responders. 109 persons vaccinated.
- Continued ongoing planning of all phases of MDH Vaccine Distribution Priority Groups and scheduled clinics with Homeland Health Specialists, Inc. through February.
- Continued implementation of Phase 1a, tier 1 vaccinations.
- Supported incoming calls from general public and partners inquiring about vaccines.
- Consulted with Ridgeview Medical Center around possible collaboration on vaccinations.
- Began tracking of non-affiliated clinics that are in Phase 1a, Tier 3.

**Planning Section (Pat Stieg)**

- Worked with the IC in updating our process and procedures for developing IAPs for the DOC; including updating of strategic priorities, as well as the meeting and reporting schedules. Implementation of these new procedures were implemented for the development of the January 10-February 28, 2021 IAP.
- Produced weekly updates to our Situational Analysis to ensure that all internal staff, as well as external partners and the general public, have the most current status of the COVID-19 incident at a local, regional, state, and national level.

**Emergency Preparedness Liaison (Sharon Heath)****Metro Healthcare Coalition Updates:**

- Metro hospitals are in the process of completing Phase 1a, priority groups 1 and 2 for COVID-19 vaccinations. It is anticipated that all 1a priority groups will be completed by the end of January 2021.
- Administration of the second dose of vaccine for Phase 1a priority group 1 was initiated the week of January 4.
- Five-week allocations of vaccine are in process, but amounts are not confirmed. Supply is significantly below demand.
- Discussions have begun for regionalizing the vaccination process for Phase 1a priority group 3, as well as Phase 1b.
- There have been groups added to group 3 including school nurses, funeral directors, and hospice workers.
- Non-affiliated healthcare providers are strongly encouraged to become vaccine providers.
- A variant of the coronavirus has been identified in other states and countries, but not yet in Minnesota.
- Survey data sharing for non-affiliated clinics, EMS, and home healthcare has begun among the metro public health departments.

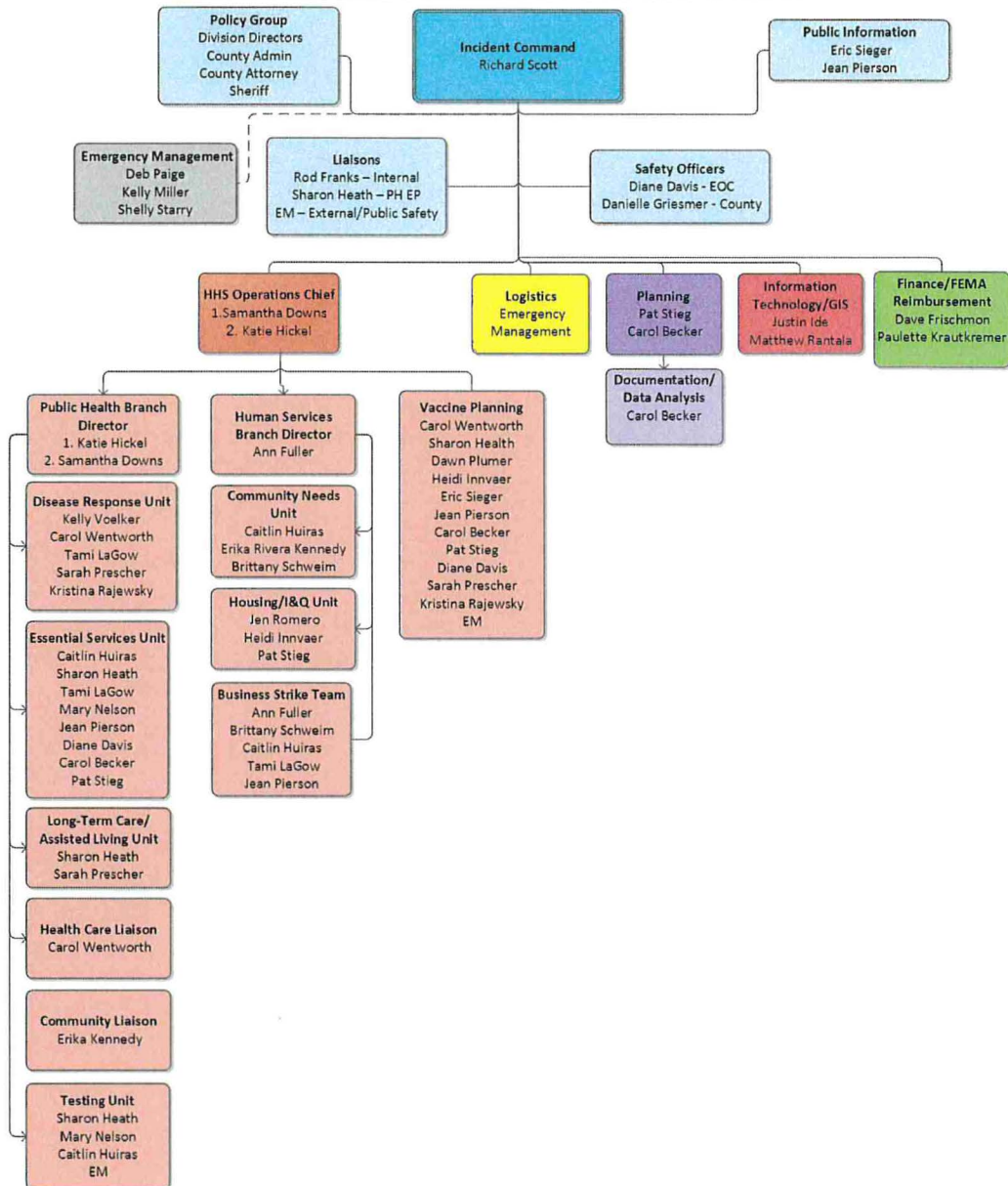
**Long Term Care Unit (Sharon Heath, Sarah Prescher)**

- Bluestone is continuing to provide COVID testing of residents and staff at Chaska Heights, Harbor and Haven. Follow up with Bluestone regarding the continuing need for testing (at least one positive case among either staff or residents) indicates that the outbreak is being controlled but has not been resolved. This is to be expected in these types of settings. Initiation of vaccine delivery at these sites should help significantly.



## INCIDENT ORGANIZATION CHART (ICS 207)

1. Incident Name: COVID-19      2. Operational Period: Date From: 12/06/2020      Date To: 1/05/2021  
 Time From: 0800      Time To: 1700



3. Prepared By: Carol Becker      Position/Title: Documentation Chief      Signature: \_\_\_\_\_  
 ICS 207      IAP Page 12      Date/Time: 12/5/2020



**CONTACT INFORMATION**

Minnesota Helpline: 651-297-1304 or 1-800-657-3504 Monday-Friday: 8 a.m. to 4:30 p.m. No more weekend hours effective immediately.

**COVID-19 health related questions:** Public Health EOC contact: 952-361-1218 (not for public release); [public-health@co.carver.mn.us](mailto:public-health@co.carver.mn.us)

**COVID-19 community impact questions:** Emergency Management EOC contact: 952-361-1195; [emergencymanagement@co.carver.mn.us](mailto:emergencymanagement@co.carver.mn.us)

**MDH COVID-19 School and childcare questions:** 651-297-1304 or 1-800-657-3504 (8 a.m. to 6 p.m.) 7 days a week starting April 15, 2020

**MDH COVID-19 Health questions:** 651-201-3920 or 1-800-657-3903

MDH COVID hotline has now been rolled into the Minnesota Helpline.

Please remove health hotline information and only promote the Minnesota Helpline: 651-297-1304 or 1-800-657-3504 Monday-Friday: 8 a.m. to 4:30 p.m. No more weekend hours effective immediately.

**Other Key Contacts:**

Incident Commander (Unified Command)	Dr. Richard Scott	952-361-1320
Public Information Officer	Eric Sieger	
Operations	Katie Hickel	
Liaison Officer (Healthcare)	Carol Wentworth	
Logistics	Dawn Plumer	
Public Health EOC Contact <a href="mailto:public-health@co.carver.mn.us">public-health@co.carver.mn.us</a>	PH Staff	952-361-1218
Planning	Pat Stieg	
EM/EOC Support <a href="mailto:EmergencyManagement@co.carver.mn.us">EmergencyManagement@co.carver.mn.us</a>	Deb Paige	952-361-1292
Liaison- Internal	Rod Franks	

**Guidance** [CDC 2019 Novel Coronavirus Index](#) [MDH Novel Coronavirus Index](#)