

**From:** [Annie DeGraw](#)  
**To:** [Kate Gallego](#); [Mari Bourbon](#)  
**Subject:** NEW Covid Talking Pts 6/21  
**Date:** Sunday, June 21, 2020 3:17:02 PM

---

- Over 52,000 cases of COVID in Arizona. 17,000 of those cases came in the last week.
- We has our highest single day of new Covid cases ever on Friday, with over 3,200 cases over a 24 hour period. Yesterday, we had another 3,100 cases reported. Back to back days with more than 3,000 new cases a day.
- Only 17% of inpatient hospital beds left

Annie DeGraw  
Communications Director  
Office of Mayor Kate Gallego  
[REDACTED] (Cell)  
(602) 534-9513 (Work)  
[annie.degraw@phoenix.gov](mailto:annie.degraw@phoenix.gov)

**From:** [Annie DeGraw](#)  
**To:** [Kate Gallego](#)  
**Subject:** Fwd: Covering Mayor Gallego's COVID concerns in Jewish News  
**Date:** Tuesday, June 16, 2020 5:14:43 PM

---

Annie DeGraw  
Communications Director  
Office of Mayor Kate Gallego  
[REDACTED] (Cell)  
(602) 534-9513 (Work)  
[annie.degraw@phoenix.gov](mailto:annie.degraw@phoenix.gov)

---

**From:** Shannon Levitt [REDACTED] [jewishaz.com](mailto:[REDACTED]@jewishaz.com)>  
**Sent:** Tuesday, June 16, 2020 3:57:33 PM  
**To:** Annie DeGraw <[annie.degraw@phoenix.gov](mailto:annie.degraw@phoenix.gov)>  
**Subject:** RE: Covering Mayor Gallego's COVID concerns in Jewish News

Thank you for your fast response Annie!

Here are some questions for our readers based on what Mayor Gallego said in her interview on MSNBC yesterday:

1. You said masking is very important, but what can we do to encourage people to use masks more when you cannot enforce this? Do you think there will soon come a time that the governor will allow you and other mayors to enforce the wearing of masks?
2. Almost no synagogue has reopened, and one that did, closed again. There are a few talking about opening in July. Would you advise our synagogues to remain closed? Do you think there's a safe way to hold services again in person?
3. The Jewish Community Centers are open. Both have day camps currently running with some modifications. Do you have thoughts about this as a member of the Jewish community? Would you advise certain people not to use the JCC's facilities? Masks are encouraged at the JCCs but not required. Would you advise requiring masks here?
4. What do you think will happen with schools in the fall?
5. Can you offer our community words of encouragement or hope at this moment about getting through this?

Thank you so much for your time and consideration,

**Shannon Levitt**  
**Managing Editor, Jewish News**  
[REDACTED]  
[REDACTED] [jewishaz.com](mailto:[REDACTED]@jewishaz.com)





---

**From:** Annie DeGraw [mailto:[annie.degraw@phoenix.gov](mailto:annie.degraw@phoenix.gov)]  
**Sent:** Tuesday, June 16, 2020 2:40 PM  
**To:** Shannon Levitt [REDACTED] [jewishaz.com](mailto:jewishaz.com)>  
**Subject:** Re: Covering Mayor Gallego's COVID concerns in Jewish News

Shannon,

Could you send questions over? That would be easiest as Mayor is booked back to back the rest of the week. Thank you.

Very best,  
Annie

Annie DeGraw  
Communications Director  
Office of Mayor Kate Gallego  
[REDACTED] (Cell)  
(602) 534-9513 (Work)  
[annie.degraw@phoenix.gov](mailto:annie.degraw@phoenix.gov)

---

**From:** Shannon Levitt [REDACTED] [jewishaz.com](mailto:jewishaz.com)>  
**Sent:** Tuesday, June 16, 2020 10:27:59 AM  
**To:** Annie DeGraw <[annie.degraw@phoenix.gov](mailto:annie.degraw@phoenix.gov)>  
**Subject:** Covering Mayor Gallego's COVID concerns in Jewish News

Hi Annie,

I am hoping I can get a few minutes of the mayor's time to ask her about what's going on in Phoenix with COVID-19. Our readers are interested in what she has to say especially on this topic.  
Thank you,

**Shannon Levitt**  
**Managing Editor, Jewish News**  
[REDACTED]  
[REDACTED] [jewishaz.com](mailto:jewishaz.com)



**From:** [Annie DeGraw](#)  
**To:** [Kate Gallego](#); [Lisa Fernandez](#)  
**Cc:** [Mari Bourbon](#)  
**Subject:** Updated June 16 COVID Talking Pts  
**Date:** Tuesday, June 16, 2020 2:26:52 PM  
**Attachments:** [COVID-19 Talking Points June 16.docx](#)

---

**From:** [Annie DeGraw](#)  
**To:** [Kate Gallego](#); [Lisa Fernandez](#); [Mari Bourbon](#)  
**Subject:** June 11 COVID Talking Points  
**Date:** Thursday, June 11, 2020 6:32:25 PM  
**Attachments:** [COVID-19 Talking Points June 11.docx](#)

---

**From:** [Cassandra J Mason-Motz](#)  
**To:** [Kate Gallego](#)  
**Subject:** Fwd: The Washington Post: A GOP sheriff vowed not to enforce Arizona's lockdown. Now he's tested positive for covid-19.  
**Date:** Thursday, June 18, 2020 2:11:17 PM

---

Mayor - Lucia Howard sent this message to me. I saw the Tucson Mayor's interview with Don Lemon last night. The Gov is allowing individual cities to decide about mandating masks. You could take the lead on this issue.

Sent from my iPhone

Begin forwarded message:

**From:** Lucia Howard <[lucia@luciahoward.com](mailto:lucia@luciahoward.com)>  
**Date:** June 18, 2020 at 6:44:55 AM MST  
**To:** Karen Scates <[ktscates@gmail.com](mailto:ktscates@gmail.com)>, Hannah Bashaw <[hsbashaw@gmail.com](mailto:hsbashaw@gmail.com)>, Sandy Price <[sandrae.price@gmail.com](mailto:sandrae.price@gmail.com)>  
**Cc:** Cassandra Mason-Motz <[cassandra.mason-motz@phoenix.gov](mailto:cassandra.mason-motz@phoenix.gov)>  
**Subject:** **The Washington Post: A GOP sheriff vowed not to enforce Arizona's lockdown. Now he's tested positive for covid-19.**

Article says Ducey is allowing local gotta to decide about masks in public. Can Kate lead a coalition of mayors in metro area for consistent policy?

**A GOP sheriff vowed not to enforce Arizona's lockdown. Now he's tested positive for covid-19.**

Pinal County Sheriff Mark Lamb announced he had tested positive for covid-19 before a scheduled meeting with President Trump.

Read in The Washington Post:  
[https://apple.news/A7ZqgBDsiSWKC12VK\\_e0Lfw](https://apple.news/A7ZqgBDsiSWKC12VK_e0Lfw) [apple.news]

Shared from [Apple News \[apple.com\]](#)

Sent from Lucia Howard

**From:** [Christine Mackay](#)  
**To:** [Laura J French](#); [Kate Gallego](#)  
**Subject:** FW: Medistar Combatting Covid-19  
**Date:** Monday, June 22, 2020 2:40:31 PM  
**Attachments:** [abd3105\\_CombinedPDF\\_v1.pdf](#)  
[IMG\\_6847.MOV](#)  
[image001.png](#)

---

2 of 2

## PHOENIX IS HOT

**Christine Mackay**

Director

**City of Phoenix**

**Community and Economic Development**

602-534-9049 Office

 Cell

[Christine.mackay@phoenix.gov](mailto:Christine.mackay@phoenix.gov)

[Phoenix.gov/EconDev](http://Phoenix.gov/EconDev)

---

**From:** Dr. Garrett Peel <[gpeel@medistarcorp.com](mailto:gpeel@medistarcorp.com)>  
**Sent:** Sunday, June 14, 2020 1:02 PM  
**To:** Christine Mackay <[christine.mackay@phoenix.gov](mailto:christine.mackay@phoenix.gov)>  
**Subject:** Fwd: Medistar Combatting Covid-19

Please use this version.

Sent from my iPhone

Begin forwarded message:

**From:** "Dr. Garrett Peel" <[gpeel@medistarcorp.com](mailto:gpeel@medistarcorp.com)>  
**Date:** June 14, 2020 at 2:36:33 PM CDT  
**To:** Christine Mackay <[christine.mackay@phoenix.gov](mailto:christine.mackay@phoenix.gov)>  
**Cc:** Paul McCleary <[pmccleary@medistarcorp.com](mailto:pmccleary@medistarcorp.com)>, Monzer <[monzer@medistarcorp.com](mailto:monzer@medistarcorp.com)>  
**Subject:** Medistar Combatting Covid-19

Chris,

We hope you are doing well and we are praying for the safety of all in Arizona, especially. Monzer wanted to pass this along which includes the scientific paper released for publishing yesterday.

Talk soon!

Please see the scientific paper that was submitted to the journal *Science* for publication regarding Monzer's invention to help prevent air borne transmission of Covid-19 in hospitals and other high risk venues.

Also, please see attachments that include a brief preliminary intro video, the scientific paper co-authored by leading virologists and physicists, and a photo of the deployment units. The Covid killing technology will also be retrograde fitted to accommodate industrial HVACs for hospitals, aircraft, mass transit, schools, etc.

Proof of concept, conducted at the Galveston National Biocontainment Laboratory at UTMB, is the first of its kind research to show aerosolized COVID-19 and anthrax spores (a gold standard measurement for air disinfection) can be eliminated from the air instantaneously on contact with this new discovery by Monzer Hourani with Dr Zhifeng Ren at the Texas Center for Superconductivity at The University of Houston. Research partners include UTMB, UT Health and Texas A&M University.


Monzer's COVID-19 killing technology can now be integrated into our daily lives to reduce the risk of air borne transmission of COVID-19 and other dangerous biological species.

The findings will be released as immediate preprint this weekend and he wishes to thank you all for your support and friendship.

We will continue to share updates as they are available.

We hope you all remain safe and appreciate your leadership in these critical days.

Garrett K. Peel, MD, MHS, FACS  
Executive Vice President and Managing Director  
Medistar Corporation



**From:** [Clark T Princell](#)  
**To:** [Lisa Fernandez](#); [Kate Gallego](#); [Patrick J Carlson](#)  
**Subject:** Re: Barnett Report on COVID-19, Racial Justice and Other Actions 6/16  
**Date:** Tuesday, June 16, 2020 7:49:33 PM

---

Mayor,

He is on the regular noon Friday call this week. He was in about a month ago and was very insightful and complimentary of mayors.

The conference has him at conference and I do find his discussions about use of language and framing of issues interesting.

Clark Princell  
Deputy Chief of Staff  
City of Phoenix  
Mayor Kate Gallego  
Cell – [REDACTED]

Sent from iPhone

---

**From:** Lisa Fernandez <lisa.fernandez@phoenix.gov>  
**Sent:** Tuesday, June 16, 2020 7:35 PM  
**To:** Kate Gallego; Patrick J Carlson  
**Cc:** Clark T Princell  
**Subject:** Re: Barnett Report on COVID-19, Racial Justice and Other Actions 6/16

For sure!

Lisa

Chief of Staff  
Mayor Kate Gallego  
[REDACTED]

---

**From:** Kate Gallego <kate.w.gallego@phoenix.gov>  
**Sent:** Tuesday, June 16, 2020 7:33:54 PM  
**To:** Patrick J Carlson <patrick.carlson@phoenix.gov>  
**Cc:** Lisa Fernandez <lisa.fernandez@phoenix.gov>  
**Subject:** Fw: Barnett Report on COVID-19, Racial Justice and Other Actions 6/16

Can we register for the Frank Lutz presentation?

---

**From:** Lisa Fernandez <lisa.fernandez@phoenix.gov>  
**Sent:** Tuesday, June 16, 2020 6:09 PM  
**To:** Kate Gallego <kate.w.gallego@phoenix.gov>; Clark T Princell <clark.princell@phoenix.gov>  
**Cc:** Heather M Ross <heather.ross@phoenix.gov>



**Subject:** Fwd: Barnett Report on COVID-19, Racial Justice and Other Actions 6/16

Lisa

Chief of Staff  
Mayor Kate Gallego

---

**From:** Mayor Bryan K. Barnett <actionalert@usmayors.org>

**Sent:** Tuesday, June 16, 2020 6:03:01 PM

**To:** Lisa Fernandez <lisa.fernandez@phoenix.gov>

**Subject:** Barnett Report on COVID-19, Racial Justice and Other Actions 6/16

[View this email in your browser \[mailchi.mp\]](#)

**MAYOR  
BRYAN K. BARNETT**

*77<sup>th</sup> President of the United States Conference of Mayors*

## **USCM President's Report on COVID-19, Racial Justice and Other Actions**

TO: The Mayor

FROM: Bryan K. Barnett, Mayor of Rochester Hills, MI

As you know, we are serving during a time of enormous change. In just the past two days, calls for racial justice and police reform in our cities continue; we've seen a much anticipated landmark ruling from the Supreme Court in favor of protecting LGBTQ Americans from being fired based on sexual orientation; and learned that retail sales recovered in May, reversing the sharp downturns seen in March and April -- certainly some welcome economic news.

Indeed, America is getting back to work. And the coronavirus, as we know, is holding on. In fact, it remains disturbingly prevalent. New daily cases over the past two weeks have increased throughout the country, including in 12 states in which cases have increased by **47% or more**.

## Where New Cases Are Going Up, Leveling Off, Or Going Down

Data as of 11:59 p.m. ET, June 15



Source: NPR.org; Center for Systems Science and Engineering at Johns Hopkins University

The advice we keep hearing as we reopen is to be careful and judicious. Dr. Anthony Fauci continues the drumbeat: “The best thing to do is to avoid crowded areas. But if you do not, please wear a mask, all the time.”

As you will see in this Tuesday’s email update, our efforts to keep you informed about all things COVID-19 remain. Here’s a list of coronavirus related information and other topics (with details following each of these subjects below):

1. UPDATE: USCM Working Group on Police Reform and Racial Justice
2. REGISTER NOW: Achieving an Accurate Census Count in the Midst of COVID-19 - June 17 (Wednesday) at Noon ET
3. RETURNING THIS WEEK: Bloomberg Harvard COVID-19 Local Response Initiative Session - June 18 (Thursday) at 1:00pm ET
4. **REGISTER NOW: Frank Luntz to be Featured on All Mayors/Business Council Update- June 19 (Friday) at 3:00pm ET**

5. **REGISTER NOW: 10 USCM Policy Standing Committee Meetings - Week of June 22**
6. SAVE THE DATE: Executive Committee (Business Session) - June 30 (Tuesday) at 1:00pm ET
7. SAVE THE DATE: Virtual Plenary Session on Presidential Transition - July 1 (Wednesday ) at Noon ET
8. KEEP PUSHING: Bipartisan Supporting Growing for 4th COVID-19 Supplemental
9. ANNOUNCEMENT: Child Care Resources Showcased in Administration for Children and Families Letter to Nation's Mayors
10. APPLY NOW: \$1 Million in 2020 Wells Fargo and USCM CommunityWINS Housing Affordability Awards - October 9 Deadline
11. RECAP: COVID-19: Disparities to Treatment and Care Webinar
12. RECAP: Water and Wastewater Management During the COVID-19 Pandemic Webinar
13. Connecting with USCM and Exchanging Information with Fellow Mayors

#### **1) UPDATE: USCM Working Group on Police Reform and Racial Justice**

Led by Chicago Mayor Lori E. Lightfoot, who chairs the USCM Criminal and Social Justice Committee, our new Working Group has jumped into the task at hand and held two meetings. At its first meeting on June 9, the members discussed the work they were embarking on, including the key issues to cover in their report and the importance of Congress working with mayors and police chiefs as it develops police reform legislation.

The group co-signed a [letter \[usmayors.us4.list-manage.com\]](https://usmayors.us4.list-manage.com) to Congressional leaders urging federal action and seeking to collaborate as lawmakers began to advance their own solutions. "The U.S. Conference of Mayors is committed to meaningful reforms to address police violence and patterns of racial discrimination in our own communities and beyond," wrote the mayors and police chiefs in the Working Group. They also applauded the introduction of the Justice in Policing Act of 2020 in the House and welcomed the concurrent efforts taking place in the Senate to deliver bipartisan reform. They went on to make the case for their involvement in the process: "As mayors, we are on the front lines of this important conversation with our community and many mayors and police chiefs initiated police reform and accountability measures years ago and have a wealth of experience to add to this most important discussion. We stand ready to meet with you, the bill's sponsors, or other Congressional

leaders as part of the legislative process. We have an opportunity right now to make some needed and important reforms to policing and to work toward racial justice. Let's seize the moment together."

The group held its second meeting yesterday and will meet again at the end of this week as they work toward having recommendations ready to present to the Conference's Criminal and Social Justice Committee, which will meet June 25, and the Conference as a whole.

Working group members, in addition to Mayor Lightfoot are Cincinnati Mayor John Cranley, Chair of the USCM Task Force of Mayors and Police Chiefs; Tampa Mayor Jane Castor, a 31-year veteran of the Tampa Police Department who in 2009 became the first woman to be Tampa's Police Chief, a position she held for six years; and three thoughtful and experienced police chiefs: Michael Harrison of Baltimore; W. H. "Skip" Holbrook of Columbia, SC; and Jeri Williams of Phoenix.

Working with them are Charles Ramsey, an advisor to the Conference of Mayors, and who served as police chief in Washington, DC and Philadelphia and also co-chaired President Obama's Task Force on 21<sup>st</sup> Century Policing; Ron Davis, former Director of the COPS Office - who served as Executive Director of the President's Task Force; former Deputy U.S. Attorney General Jamie Gorelick; and our CEO and Executive Director Tom Cochran and USCM staff.

## **2) REGISTER NOW: Achieving an Accurate Census Count in the Midst of COVID-19 - June 17 (Wednesday) at Noon ET**

In response to the COVID- 19 Pandemic, mayors across the nation pushed for changes in the 2020 Census operations schedule to protect the health and safety of residents and census workers; and adjusted their outreach efforts to help ensure an accurate count of all residents. The importance of the decennial census cannot be overstated in that it provides data that will be used not only for reapportionment and redistricting, but for distributing trillions of dollars in federal aid to state and local governments for education, police and fire protection, housing, transportation, health and human services, job training and many other services.

No one knows better than mayors the importance of making sure all residents

in local communities are counted in the census. Because of COVID-19, many mayors have adjusted their plans for reaching out to help ensure that immigrants, minorities, and other so called hard-to-count individuals respond to the census. The United States Census Bureau has also made significant adjustments in its plans for conducting the 2020 decennial census to help ensure an accurate count.

To help educate mayors on the changes in the Census Bureau's schedule for the 2020 Census and on adjustments mayors are making to ensure an accurate count, USCM is hosting a webinar on Wednesday, June 17 at 12:00 noon (EDT). Featured panelists will include:

- Atlanta Mayor Keisha Lance Bottoms, Chair of the USCM 2020 Census Task Force;
- San Antonio Mayor Ron Nirenberg, Vice Chair of the USCM 2020 Census Task Force;
- Leadership Conference on Civil and Human Rights President and CEO Vanita Gupta; and
- Census Bureau Associate Director of Field Operations Tim Olson.

You will have an opportunity to direct questions to the panel, however, you need to submit your questions in advance, by Tuesday, June 16 so we can answer as many questions as possible for as many cities as possible in the time available. Please send your questions to [nlewis@usmayors.org](mailto:nlewis@usmayors.org).

[CLICK HERE \[usmayors.us4.list-manage.com\]](https://usmayors.us4.list-manage.com) to register for this webinar.

### **3) RETURNING THIS WEEK: Bloomberg Harvard COVID-19 Local Response Initiative Session - June 18 (Thursday) at 1:00pm ET**

In partnership with Bloomberg Philanthropies and others, the COVID-19 Local Response Initiative is providing support and resources to help local leaders combat COVID-19 and protect the social and economic wellbeing of our cities.

We continue to join Bloomberg Philanthropies and their partners at the Johns Hopkins Bloomberg School of Public Health and the Bloomberg Harvard City Leadership Initiative for the convening of the Bloomberg COVID-19 Local Response Initiative City Leaders Virtual Session.

This Thursday, the sessions return in their new monthly format. The



Conference invites you to join the more than 300 cities across the nation who have already registered for Bloomberg Philanthropies' COVID-19 Local Response Initiative. To join, please email [coronavirusresponse@bloomberg.org](mailto:coronavirusresponse@bloomberg.org).

**4) REGISTER NOW: Frank Luntz to be Featured on All-Mayors/Business Council Update - June 19 (Friday) at 3:00pm ET**

Dr. Frank Luntz will return as our featured speaker for our weekly Friday 3:00pm to 4:00pm ET Zoom meeting. Dr. Luntz has new survey data to share with mayors on social injustice, the economy, and COVID-19. He is always an extremely well received speaker among our group.

[CLICK HERE \[usmayors.us4.list-manage.com\]](https://usmayors.us4.list-manage.com) to register for this Zoom meeting.

On our meeting last Friday, Tampa Mayor Jan Castor provided an update regarding our new Working Group for Police Reform and Racial Justice - reviewing their focus on the implementation of policy reforms as well as the content of the recommendations themselves. She stated the group placed an emphasis on a wider use of body cameras and asked for federal assistance to achieve this end. Mayor Michael Copeland of Olathe, KS furthered this desire for transparency with his city instituting a wider adoption of body cameras, an increased civilian oversight board, and a better human relations commissions. On the topic of reform, Mayor Steven Williams of Huntington, WV spoke about the use of social workers with police officers and firefighters, and found they helped reduce compassion fatigue and assisted officers with volatile situations.

Besides direct police reform, the mayors discussed ways to communicate with their community and strengthen and support communities of color. Mayor Eric Garcetti of Los Angeles spoke about investing in communities of color through programs such as Los Angeles' leading gang reduction youth development program, which has grown by 50 percent and has been exported for use in Central America. He also spoke about integrating the police into the community by keeping them in neighborhoods for 5 years and encouraging consistent interaction with members of the community. Mayor Muriel Bowser of the District of Columbia and Mayor Sam Liccardo of San Jose touched on the importance of clearly articulating your values, acknowledging the pain felt by communities of color and listening to their concerns before taking action. After last week's

display of solidarity, Houston Mayor Sylvester Turner thanked mayors across the country for joining him in honoring George Floyd and his family through the lighting of city halls in crimson and gold – the colors of George Floyd's Alma Mater Jack Yates High School.

[CLICK HERE \[usmayors.us4.list-manage.com\]](https://usmayors.us4.list-manage.com) to view a recording of this meeting. You will need to enter the following password to gain access: 0t&535e7

**5) REGISTER NOW: 10 USCM Policy Standing Committee Meetings - Week of June 22**

The 10 USCM policy standing committees will all hold virtual meetings during the week of June 22. The first order of business for each standing committee under USCM rules will be to consider the proposed policy resolutions that were submitted prior to the May 27 deadline, and then any new resolutions offered by a member of the standing committee. The committee chairs may also add speakers or discussion topics to their meeting agendas.

[CLICK HERE \[usmayors.us4.list-manage.com\]](https://usmayors.us4.list-manage.com) to register for any of the 10 policy standing committee meetings and see the proposed policy resolutions that have been assigned to each.

**6) SAVE THE DATE: Executive Committee (Business Session) - June 30 (Tuesday) at 1:00pm ET**

The USCM Constitution empowers the Executive Committee to adopt resolutions when the body is not gathered for an Annual Meeting. Thus, on Tuesday, June 30 at 1:00 pm ET, I will lead a virtual meeting of the USCM Executive Committee (Business Session) to both consider all resolutions approved by the standing committees, and consider the report of the USCM Nominating Committee.

**7) SAVE THE DATE: Virtual Plenary Session on Presidential Transition - July 1 (Wednesday) at Noon ET**

On Wednesday, July 1 at noon ET, we will have a virtual plenary session. First, there will be a video presentation, and I will make an address reporting on my year as our 77th President. Second, there will be a video presentation, and then Mayor Fischer will make an address outlining his priorities for his year as our 78th President.

## **8) KEEP PUSHING: Supporting Growing for 4th COVID-19 Supplemental**

We continue in our efforts to push the Senate to act on emergency fiscal assistance before July 1 - when many cities, counties and states begin their fiscal years. Yet, Hill sources and news reports all indicate that Senate action is not expected until at least mid-July, and what will be included in a 4th COVID-19 supplemental is still VERY much open for debate.

White House economic advisor Kevin Hassett said over the weekend that the White House is open to a 4th supplemental to deal with issues such as liability protections (a priority for Senate Majority Leader Mitch McConnell), help for the travel and tourism industries, and more - although he did not say if they supported fiscal assistance for state and local governments.

The House has already passed The HEROES Act which includes \$187.5 billion in flexible emergency fiscal assistance over two years for ALL municipalities. The House bill also contains many other provisions that help those who reside and work in our cities, including provisions which would help address many health, economic and racial disparities that have been exacerbated as a result of the pandemic.

And, there are growing voices of bipartisan support in the Senate on the need for fiscal assistance for cities, counties and states - but Senate Leadership has NOT committed to this assistance.

So here is what we needed:

### *Fiscal Pain Data*

170 cities have responded to our Mayors COVID-19 Fiscal Pain Tracker - a way for mayors to share public information regarding budget shortfalls and related furloughs, layoffs, or other actions that have resulted from COVID-19.

- If you have not already submitted information, or have updates to content already submitted, please send them to [fiscalpain@usmayors.org](mailto:fiscalpain@usmayors.org). This is a living, breathing USCM initiative that will be key to our success in building support in the Senate for emergency fiscal assistance.

### *Letters to Congress*



A number of mayors have already organized state-wide efforts calling for emergency fiscal assistance:

- Texas mayors, organized by Arlington Mayor Jeff Williams, sent this [letter \[usmayors.us4.list-manage.com\]](https://usmayors.us4.list-manage.com) on April 15.
- Eleven Illinois mayors of cities with a population between 75,000 and 500,000, organized by Rockford Mayor Thomas McNamara, sent a [letter \[usmayors.us4.list-manage.com\]](https://usmayors.us4.list-manage.com) April 20 to the State's delegation urging them to support, "flexible direct funding to municipalities to help limit the crippling economic damage to our cities as a result of this global pandemic."
- Seven Iowa Mayors co-authored on May 6 this [op-ed \[usmayors.us4.list-manage.com\]](https://usmayors.us4.list-manage.com), "Congress: stand up for cities," that appeared in the *Quad-City Times*.
- Pennsylvania mayors, organized by Scranton Mayor Paige Cagnetti, sent this [letter \[usmayors.us4.list-manage.com\]](https://usmayors.us4.list-manage.com) on May 13.
- Forty Michigan mayors signed on to a [letter \[usmayors.us4.list-manage.com\]](https://usmayors.us4.list-manage.com) of support for direct local assistance for all cities that I distributed. The May 28 letter urges our Michigan Congressional delegation in Washington to help us.
- And, there could be other letters or efforts out there.

It's not too late! I strongly encourage all mayors to act - statewide. Fifty letters or op-eds from mayors in all 50 states! Imagine what impact that would have as we push to get the Senate to act on fiscal assistance.

### **9) ANNOUNCEMENT: Child Care Resources Showcased in Administration for Children and Families Letter to Nation's Mayors**

The Department of Health and Human Services' Administration for Children and Families' Office of Child Care (OCC) is available as a resource to cities nationwide concerned about the impact of COVID-19 on their communities, including the effect on child care programs and providers. Thus, the Office created a Child Care COVID-19 Resources page that provides specific guidance, information and resources that may be helpful to mayors, child program administrators, policy makers and others locally during the current public health emergency. Please [CLICK HERE \[usmayors.us4.list-manage.com\]](https://usmayors.us4.list-manage.com) to learn more.

In addition to this resource, OCC Director Shannon Christian shared a letter with USCM last week to best engage all mayors to showcase available flexibilities in the Child Care and Development Fund (CCDF) block grant program and highlight best resources for CCDF lead agencies. The letter also encourages mayors “to be in touch with your State’s Lead Agency to discuss how policies and recent funding will impact local governments and how these changes affect your children and families” as “CCDF Lead Agencies determine how to best utilize resources to meet new challenges presented by COVID-19.” To read the full letter, please [CLICK HERE \[usmayors.us4.list-manage.com\]](https://usmayors.us4.list-manage.com).

You can also locate your State’s Lead Agency [HERE \[usmayors.us4.list-manage.com\]](https://usmayors.us4.list-manage.com).

As funding is State administered, USCM also strongly encourages all mayors to contact your State’s Lead Agency directly to learn more about how CCDF funding supports local child care providers or programs in your city. If you need any additional assistance, please also contact Dalen Harris on the conference staff at [dharris@usmayors.org](mailto:dharris@usmayors.org).

#### **10) APPLY NOW: \$1 Million in 2020 Wells Fargo and USCM CommunityWINS Housing Affordability Awards - October 9 Deadline**

Your city can now apply for the 2020 U.S. Conference of Mayors and Wells Fargo CommunityWINS awards. Competitive grants of \$1 million will be awarded to eight nonprofits with projects that will foster citizen access to safe and affordable housing.

Since 2015, The U.S. Conference of Mayors and Wells Fargo have awarded six million dollars to nonprofits in cities through the CommunityWINS program in such areas as workforce development, economic development, and neighborhood stabilization. But in 2020, the program will focus on housing affordability and solutions designed to increase the availability and affordability of rentals, transitional housing, or sustainable homeownership.

USCM members can nominate up to three eligible nonprofit housing initiatives. Grant requirements and the online application form are now available for submission at [www.usmayors.org/communitywins](https://www.usmayors.org/communitywins) [\[usmayors.us4.list-manage.com\]](https://usmayors.us4.list-manage.com). Nonprofits must submit applications by October 9, 2020. Grantees will be named during the Mayor’s 89th Winter Meeting in Washington,

DC. For questions, please email: [CommunityWINS@wellsfargo.com](mailto:CommunityWINS@wellsfargo.com).

### **11) RECAP: COVID-19: Disparities to Treatment and Care Webinar**

Last Thursday, the conference organized a webinar on the longstanding concern of health disparities and how mayors are promoting inclusion and health equity now and well into the future in their cities. The session was moderated by Children, Health and Human Service Standing Committee Chair and Richmond (VA) Mayor Levar Stoney.

Throughout, panelists showcased how data has revealed higher rates of COVID-19 hospitalizations, deaths, and positive cases based on race and ethnicity in their communities. Additionally, panelists offered insight into how long standing socio-economic, environmental, and other factors have negatively impacted the most vulnerable, workers with low incomes or loss of jobs, and people living in poverty. In response, Providence Mayor Jorge Elorza of Providence and Mayor Stoney highlighted programs and outreach that they have launched in their cities to improve health equity for vulnerable residents in their community. Additionally, Fremont Mayor Lily Mei showcased efforts that she has undertaken to support inclusion for the diverse residents of her rapidly growing East Bay region; and noted public health expert and former Boston Health Commissioner John Auerbach provided a set of recommendations for mayors to implement now to improve health equity.

[CLICK HERE \[usmayors.us4.list-manage.com\]](https://usmayors.us4.list-manage.com) to view a recording of this webinar.

### **12) RECAP: Water and Wastewater Management During the COVID-19 Pandemic Webinar**

Mayors discussed the COVID-19 pandemic impacts on their water and sewer utilities last Friday, June 12 with private sector counterparts Veolia North America and American Water. The session was moderated by Napa Mayor Jill Techel and Lima Mayor David Berger, Co-Chairs of the USCM Mayors Water Council.

The new information shared indicates it is too early to provide complete information on the financial impacts, but the systems have been in full operation. Panelists stated that worker protection and PPE and distancing are being integrated into daily work. No lay-offs or furloughs were implemented in

these systems. Panelists also mentioned that they were suspending shut-offs for nonpayment. Mayor Steve Callaway, Hillsboro (OR) mentioned that the final bill will come due for our utilities when the stimulus financial support like the Paycheck Protection Program ends and a few months worth of bills come due for many households.

The U. S. Environmental Protection Agency recently appointed Ms. Jamie Piziali as the first-ever Municipal Ombudsman. Ms. Piziali is now the Agency's point person for mayors and city staff dealing with water and sewer utilities. She described some of the duties and responsibilities of the Ombudsman and offered to work with mayors. Ms. Piziali can be contacted at:  
[Piziali.Jamie@epa.gov](mailto:Piziali.Jamie@epa.gov).

[CLICK HERE \[usmayors.us4.list-manage.com\]](#) to view a recording of this webinar.

### **13) Connecting with USCM and Exchanging Information with Fellow Mayors**

As a reminder, we have placed numerous resources and key federal links on our special [COVID-19 webpage \[usmayors.us4.list-manage.com\]](#) on the usmayors.org site, and we've created a [Slack Channel \[usmayors.us4.list-manage.com\]](#) where cities can exchange information. We encourage you to join the conversation on Slack if you haven't already done so. In addition, please feel free to reach out to me directly at 248-227-2869 (cell) or [barnettb@rochesterhills.org](mailto:barnettb@rochesterhills.org) on any matter on which I personally or USCM as an organization can be of assistance. And you can always reach our CEO and Executive Director Tom Cochran at 202-744-9110 (cell) or [tcochran@usmayors.org](mailto:tcochran@usmayors.org).

.....

Let me put an exclamation point on topic #2 above: **Achieving an Accurate Census Count in the Midst of COVID-19**. It's a webinar taking place tomorrow (Wednesday, 6/17) at noon ET.



If it weren't for the pandemic, the economic downturn, racial unrest, and the need for police reform, the 2020 Census would be the lead story in every one of our cities -- especially right now, as the push to encourage residents to fill out their Census form (today!) would be a full court press.

But it must remain a priority. Please don't miss this opportunity to learn from other mayors and subject matter experts, as we engage in the effort to ensure a full and accurate count in 2020. [CLICK HERE \[usmayors.us4.list-manage.com\]](https://usmayors.us4.list-manage.com) to register for this webinar.

I want to also remind everyone that the 10 USCM Policy Standing Committees will all hold virtual meetings **NEXT WEEK** -- the week of June 22nd. [CLICK HERE \[usmayors.us4.list-manage.com\]](https://usmayors.us4.list-manage.com) to register for any of the 10 policy standing committee meetings and see the proposed policy resolutions that have been assigned to each.

.....

Let me end with my ongoing appeal! If you're not a member of The U.S. Conference of Mayors, **please join us!** There's never been a better time to be a part of this group. Questions? My contact information is above. Luther Roberts, Director of Membership at USCM, can also help. He can be reached at [lroberts@usmayors.org](mailto:lroberts@usmayors.org).

Mayors, lead boldly -- and know that our USCM family is behind every one of you. Now more than ever.

BKB



[\[usmayors.us4.list-manage.com\]](https://usmayors.us4.list-manage.com)



[\[usmayors.us4.list-manage.com\]](https://usmayors.us4.list-manage.com)



[\[usmayors.us4.list-manage.com\]](https://usmayors.us4.list-manage.com)



[\[usmayors.us4.list-manage.com\]](https://usmayors.us4.list-manage.com)



[\[usmayors.us4.list-manage.com\]](https://usmayors.us4.list-manage.com)



[\[usmayors.us4.list-manage.com\]](https://usmayors.us4.list-manage.com)



[\[usmayors.us4.list-manage.com\]](https://usmayors.us4.list-manage.com)

---

*Copyright © 2020 The United States Conference of Mayors, All rights reserved.*  
To change your contact information, please visit <https://community.usmayors.org/>.

**Our mailing address is:**

The United States Conference of Mayors  
1620 I St., N.W.  
4th Floor  
Washington, DC 20006

Add us to your address book [\[usmayors.us4.list-manage.com\]](https://usmayors.us4.list-manage.com)

Want to change how you receive these emails?

Update your contact information [\[usmayors.us4.list-manage.com\]](https://usmayors.us4.list-manage.com), update your preferences [\[usmayors.us4.list-manage.com\]](https://usmayors.us4.list-manage.com) or unsubscribe from this list [\[usmayors.us4.list-manage.com\]](https://usmayors.us4.list-manage.com)



**From:** Daniel R. Perez  
**To:** Cepand Alizadeh; Douglas Mings; Lee R. Woods-White; Cassandra J. Mason-Motz; Heather M. Ross; Adrian J. Keller; Patrick J. Carlson; Mari Bourbon; Clark T. Princell; Annie DeGraw; Willa Altman-Kaough; Tony J. Motola; Laura J. French  
**Cc:** Lisa Fernandez; Kate Gallego  
**Subject:** FW: Enterprise Employee Message - New Face Covering (Mask) Policy for City Employees - 06.11.2020  
**Date:** Thursday, June 11, 2020 1:47:47 PM  
**Attachments:** image001.png  
image002.png

---

**From:** Lisa Fernandez <lisa.fernandez@phoenix.gov>  
**Sent:** Thursday, June 11, 2020 1:46 PM  
**To:** Daniel R. Perez <daniel.r.perez@phoenix.gov>  
**Subject:** Fwd: Enterprise Employee Message - New Face Covering (Mask) Policy for City Employees - 06.11.2020

Please make sure the entire team sees this.

Thanks,

Lisa

Chief of Staff  
Mayor Kate Gallego  
[REDACTED]

---

**From:** Enterprise Bulletin PIO <enterprise.bulletin.pio@phoenix.gov>  
**Sent:** Thursday, June 11, 2020 1:11:15 PM  
**To:** All Enterprise Email Users <AllEnterpriseEmail.Users@phoenix.gov>  
**Subject:** Enterprise Employee Message - New Face Covering (Mask) Policy for City Employees - 06.11.2020



## IMPORTANT EMPLOYEE INFORMATION

### New Face Covering (Mask) Policy for City Employees

**June 11, 2020**

In recent weeks, we've seen a sharp increase in COVID-19 cases in Arizona – our highest since the start of the pandemic. As many of you are aware, stay-at-home orders expired last month clearing the way for businesses to reopen, and many recreational activities to resume in our communities. However, the growing number of cases and hospitalizations are reminders that COVID-19 is still very active, and safety protocols are still necessary.

Here at the City of Phoenix, we remain committed to ensuring our protocols address the concerns of our employees, while allowing for continued service to our customers in the safest manner possible.

#### **Face Coverings**

Effective Monday, June 15, **City Manager Ed Zuercher will require all City of Phoenix employees to wear face coverings at all times in common areas** and where physical distancing of six feet or more cannot be maintained. Common areas include but are not limited to some of the following locations: elevators, hallways, breakrooms, and conference/meeting rooms. Face coverings will not be required when an employee is in an office, cubicle, or alone in a City vehicle, as long as physical distancing of six feet or more can be maintained.

Employees are encouraged to bring their own face covering; however, departments will provide a disposable face covering if needed and while supplies are available. You can explore [alternatives for homemade masks on the CDC website](#). Some of these options include instructions on how to make a face covering out of t-shirts, bandanas, and fabric. The site also provides safety tips for individuals wearing face coverings. **If you are unable to wear a face covering due to a medical reason, please contact your HR liaison.**

#### **Sick Employee or Sick Family Member**

- **Stay home if you are sick (even if your symptoms are mild).**
- Employees who have sick household members should remain home for 14 days after separating from the ill household member (exceptions apply only for public safety personnel).

#### **Healthy Hygiene Practices**

- Continue good hygiene practices such as **washing hands for at least 20 seconds** or using an alcohol-based hand sanitizer.
- Avoid touching your face, especially your eyes, nose or mouth.
- Cover a cough or sneeze with a tissue or your elbow.

#### **Physical Distancing**

- Teleworking is extended through the end of July for most telework-eligible employees to allow for physical distancing in the workplace (eligibility is at the discretion of the department head).
- **Do not gather in large groups** while in the workplace. Workplace operations should continue to be tailored (where feasible) to allow for minimal interaction between employees.
- In-person interactions that are deemed essential should be limited to **no more than 10 participants**.
- Employees should stagger lunch and break times and eat lunch in different locations to allow for 6 feet of physical distancing between each employee.
- **There shall be no employee work group gatherings, luncheons, or potlucks during the public health emergency.**

#### **Travel**

- Business travel remains limited to **essential travel only**.
- Personal summer travel is at the discretion of the employee; however, it is strongly advised that employees review health department recommendations on the decision to travel. Note that the CDC states travel increases your chances of getting infected and spreading COVID-19, so staying home is the best way to protect yourself and others from getting sick. In some cases, employees may be required to self-quarantine after travel. Please refer to the travel section of the [HR COVID-19 FAQs](#) for more information.

#### **Testing**

**Live virus COVID-19 testing** is available to all active City of Phoenix employees at the Banner test site located at the Arizona State Fairgrounds. You may schedule your **COVID-19** test by calling 1-844-549-1855, between the hours of 9 a.m. and 5 p.m. **Antibody tests are also now available for all active city employees** through the Employee Healthcare Clinic, located within Banner Urgent Care in downtown Phoenix. The clinic is located at 1 N. Central Avenue (corner of First and Washington streets) downtown. The IgG antibody test is to determine if someone may have had prior exposure to the virus. Visit the [Clockwise website](#) to schedule your antibody test. Health insurance is not required for either test, and there is no cost to employees. **APPOINTMENTS ARE MANDATORY**. Please visit the [Employee Health Updates](#) website for more testing information.

#### **Positive Test Notification**

**We ask any city employee who tests positive for COVID-19 live virus to inform their supervisor and HR liaison immediately** and to follow medical direction and [public health guidance regarding](#) their return to work. In the event of a positive test, the Human Resources Department (HR) will make reasonable efforts to notify anyone determined to have come in contact with the employee, and the department will arrange for immediate cleaning and disinfecting of the affected work area(s). Please keep in mind that the county may notify you about a positive test through the [A-7 2-1-1 COVID-19 Hotline](#). Employees should still contact their HR liaison regarding a positive case.

Additional **COVID-19** resources and information can be found on the [Employee Health Updates](#) website. This information is updated regularly, so please check back often. We understand employees want to return to some sense of normalcy in the workplace. We are confident that will come in time, but for now it's vital that we all take an active role in reducing the risks of **COVID-19** in the workplace. We appreciate your commitment to safety here at the City of Phoenix.

---

**THIS MESSAGE HAS BEEN SENT TO ALL CITY OF PHOENIX E-MAIL USERS.**

**DO NOT REPLY TO THIS MESSAGE.**

---



**From:** [Heather M. Ross](#)  
**To:** [Cepand Alizadeh](#); [Kate Gallego](#); [Lisa Fernandez](#); [Clark T. Princell](#); [Annie DeGraw](#)  
**Subject:** Call notes from USCM all-mayors weekly COVID-19 update  
**Date:** Friday, June 12, 2020 1:04:55 PM  
**Attachments:** [USCM weekly update notes 20200612.docx](#)

---

Updates from several mayors around the country, largely on opportunities for policing reform (to dramatically oversimplify).

Heather M. Ross, PhD, DNP  
Policy Fellow  
Office of Mayor Kate Gallego  
(602) 534-1663 (Office)  
[REDACTED] (Cell)  
[Heather.Ross@phoenix.gov](mailto:Heather.Ross@phoenix.gov)

**From:** [Heather M Ross](#)  
**To:** [Kate Gallego](#); [Annie DeGraw](#)  
**Cc:** [Lisa Fernandez](#); [Clark T Princell](#)  
**Subject:** Re: Quick talking points - state of COVID in AZ  
**Date:** Thursday, June 11, 2020 8:20:07 AM

---

Different talking points. One moment

Heather M. Ross, PhD, DNP  
Policy Fellow  
Office of Mayor Kate Gallego  
(602) 534-1663 (Office)  
[REDACTED] (Cell)  
[Heather.Ross@phoenix.gov](mailto:Heather.Ross@phoenix.gov)

---

**From:** Kate Gallego <[kate.w.gallego@phoenix.gov](mailto:kate.w.gallego@phoenix.gov)>  
**Sent:** Thursday, June 11, 2020 8:19:05 AM  
**To:** Heather M Ross <[heather.ross@phoenix.gov](mailto:heather.ross@phoenix.gov)>; Annie DeGraw <[annie.degraw@phoenix.gov](mailto:annie.degraw@phoenix.gov)>  
**Cc:** Lisa Fernandez <[lisa.fernandez@phoenix.gov](mailto:lisa.fernandez@phoenix.gov)>; Clark T Princell <[clark.princell@phoenix.gov](mailto:clark.princell@phoenix.gov)>  
**Subject:** Re: Quick talking points - state of COVID in AZ

Anything to add to these before the CAP conversation at 9?

Get [Outlook for iOS](#)

---

**From:** Heather M Ross <[heather.ross@phoenix.gov](mailto:heather.ross@phoenix.gov)>  
**Sent:** Tuesday, June 9, 2020 1:08:20 PM  
**To:** Kate Gallego <[kate.w.gallego@phoenix.gov](mailto:kate.w.gallego@phoenix.gov)>; Annie DeGraw <[annie.degraw@phoenix.gov](mailto:annie.degraw@phoenix.gov)>  
**Cc:** Lisa Fernandez <[lisa.fernandez@phoenix.gov](mailto:lisa.fernandez@phoenix.gov)>; Clark T Princell <[clark.princell@phoenix.gov](mailto:clark.princell@phoenix.gov)>  
**Subject:** Quick talking points - state of COVID in AZ

Please let me know if you need anything additional or different for this afternoon.

Heather

Heather M. Ross, PhD, DNP  
Policy Fellow  
Office of Mayor Kate Gallego  
(602) 534-1663 (Office)  
[REDACTED] (Cell)  
[Heather.Ross@phoenix.gov](mailto:Heather.Ross@phoenix.gov)

**From:** [Kate Gallego](#)  
**To:** [Patrick J Carlson](#)  
**Cc:** [Lisa Fernandez](#)  
**Subject:** Fw: Barnett Report on COVID-19, Racial Justice and Other Actions 6/16  
**Date:** Tuesday, June 16, 2020 7:33:59 PM

---

Can we register for the Frank Lutz presentation?

---

**From:** Lisa Fernandez <lisa.fernandez@phoenix.gov>  
**Sent:** Tuesday, June 16, 2020 6:09 PM  
**To:** Kate Gallego <kate.w.gallego@phoenix.gov>; Clark T Princell <clark.princell@phoenix.gov>  
**Cc:** Heather M Ross <heather.ross@phoenix.gov>  
**Subject:** Fwd: Barnett Report on COVID-19, Racial Justice and Other Actions 6/16

Lisa

Chief of Staff  
Mayor Kate Gallego  
[REDACTED]

---

**From:** Mayor Bryan K. Barnett <actionalert@usmayors.org>  
**Sent:** Tuesday, June 16, 2020 6:03:01 PM  
**To:** Lisa Fernandez <lisa.fernandez@phoenix.gov>  
**Subject:** Barnett Report on COVID-19, Racial Justice and Other Actions 6/16

[View this email in your browser \[mailchi.mp\]](#)

**MAYOR**  
**BRYAN K. BARNETT**

*77<sup>th</sup> President of the United States Conference of Mayors*

## **USCM President's Report on COVID-19, Racial Justice and Other Actions**

TO: The Mayor

FROM: Bryan K. Barnett, Mayor of Rochester Hills, MI

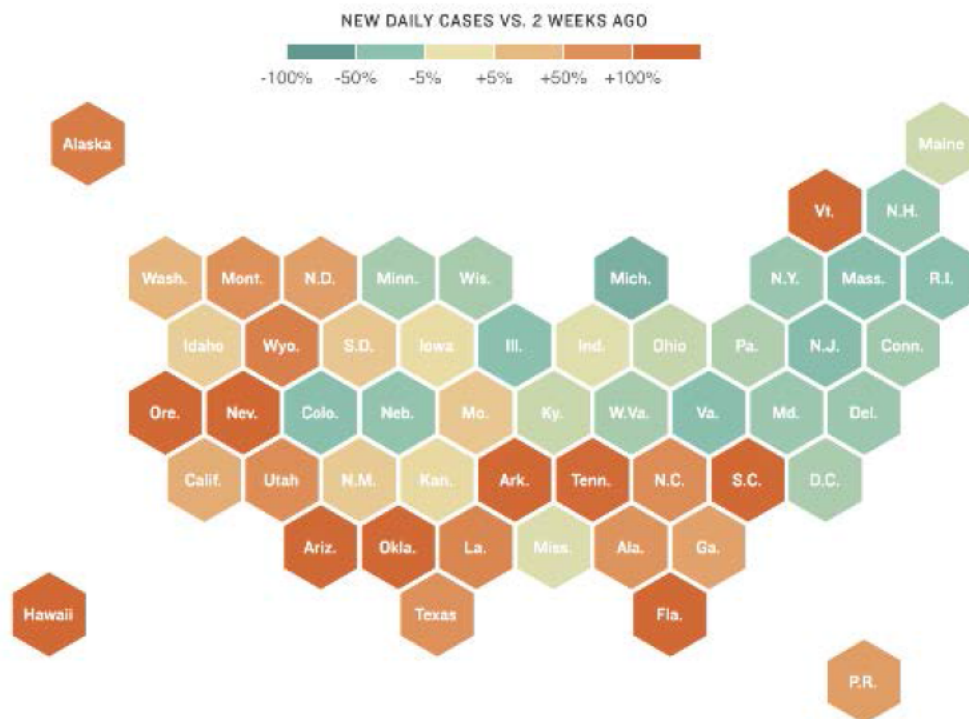
As you know, we are serving during a time of enormous change. In just the past

two days, calls for racial justice and police reform in our cities continue; we've seen a much anticipated landmark ruling from the Supreme Court in favor of protecting LGBTQ Americans from being fired based on sexual orientation; and learned that retail sales recovered in May, reversing the sharp downturns seen in March and April -- certainly some welcome economic news.

Indeed, America is getting back to work. And the coronavirus, as we know, is holding on. In fact, it remains disturbingly prevalent. New daily cases over the past two weeks have increased throughout the country, including in 12 states in which cases have increased by **47% or more**.

### Where New Cases Are Going Up, Leveling Off, Or Going Down

*Data as of 11:59 p.m. ET, June 15*



Source: NPR.org; Center for Systems Science and Engineering at Johns Hopkins University

The advice we keep hearing as we reopen is to be careful and judicious. Dr. Anthony Fauci continues the drumbeat: “The best thing to do is to avoid crowded areas. But if you do not, please wear a mask, all the time.”

As you will see in this Tuesday’s email update, our efforts to keep you informed

about all things COVID-19 remain. Here's a list of coronavirus related information and other topics (with details following each of these subjects below):

1. UPDATE: USCM Working Group on Police Reform and Racial Justice
2. REGISTER NOW: Achieving an Accurate Census Count in the Midst of COVID-19 - June 17 (Wednesday) at Noon ET
3. RETURNING THIS WEEK: Bloomberg Harvard COVID-19 Local Response Initiative Session - June 18 (Thursday) at 1:00pm ET
4. **REGISTER NOW: Frank Luntz to be Featured on All Mayors/Business Council Update- June 19 (Friday) at 3:00pm ET**
5. **REGISTER NOW: 10 USCM Policy Standing Committee Meetings - Week of June 22**
6. SAVE THE DATE: Executive Committee (Business Session) - June 30 (Tuesday) at 1:00pm ET
7. SAVE THE DATE: Virtual Plenary Session on Presidential Transition - July 1 (Wednesday ) at Noon ET
8. KEEP PUSHING: Bipartisan Supporting Growing for 4th COVID-19 Supplemental
9. ANNOUNCEMENT: Child Care Resources Showcased in Administration for Children and Families Letter to Nation's Mayors
10. APPLY NOW: \$1 Million in 2020 Wells Fargo and USCM CommunityWINS Housing Affordability Awards - October 9 Deadline
11. RECAP: COVID-19: Disparities to Treatment and Care Webinar
12. RECAP: Water and Wastewater Management During the COVID-19 Pandemic Webinar
13. Connecting with USCM and Exchanging Information with Fellow Mayors

#### **1) UPDATE: USCM Working Group on Police Reform and Racial Justice**

Led by Chicago Mayor Lori E. Lightfoot, who chairs the USCM Criminal and Social Justice Committee, our new Working Group has jumped into the task at hand and held two meetings. At its first meeting on June 9, the members discussed the work they were embarking on, including the key issues to cover in their report and the importance of Congress working with mayors and police chiefs as it develops police reform legislation.

The group co-signed a [letter \[usmayors.us4.list-manage.com\]](https://usmayors.us4.list-manage.com) to Congressional leaders urging federal action and seeking to collaborate as lawmakers began to advance their own solutions. "The U.S. Conference of Mayors is committed to

meaningful reforms to address police violence and patterns of racial discrimination in our own communities and beyond,” wrote the mayors and police chiefs in the Working Group. They also applauded the introduction of the Justice in Policing Act of 2020 in the House and welcomed the concurrent efforts taking place in the Senate to deliver bipartisan reform. They went on to make the case for their involvement in the process: “As mayors, we are on the front lines of this important conversation with our community and many mayors and police chiefs initiated police reform and accountability measures years ago and have a wealth of experience to add to this most important discussion. We stand ready to meet with you, the bill’s sponsors, or other Congressional leaders as part of the legislative process. We have an opportunity right now to make some needed and important reforms to policing and to work toward racial justice. Let’s seize the moment together.”

The group held its second meeting yesterday and will meet again at the end of this week as they work toward having recommendations ready to present to the Conference’s Criminal and Social Justice Committee, which will meet June 25, and the Conference as a whole.

Working group members, in addition to Mayor Lightfoot are Cincinnati Mayor John Cranley, Chair of the USCM Task Force of Mayors and Police Chiefs; Tampa Mayor Jane Castor, a 31-year veteran of the Tampa Police Department who in 2009 became the first woman to be Tampa’s Police Chief, a position she held for six years; and three thoughtful and experienced police chiefs: Michael Harrison of Baltimore; W. H. “Skip” Holbrook of Columbia, SC; and Jeri Williams of Phoenix.

Working with them are Charles Ramsey, an advisor to the Conference of Mayors, and who served as police chief in Washington, DC and Philadelphia and also co-chaired President Obama’s Task Force on 21<sup>st</sup> Century Policing; Ron Davis, former Director of the COPS Office - who served as Executive Director of the President’s Task Force; former Deputy U.S. Attorney General Jamie Gorelick; and our CEO and Executive Director Tom Cochran and USCM staff.

## **2) REGISTER NOW: Achieving an Accurate Census Count in the Midst of COVID-19 - June 17 (Wednesday) at Noon ET**

In response to the COVID- 19 Pandemic, mayors across the nation pushed for



changes in the 2020 Census operations schedule to protect the health and safety of residents and census workers; and adjusted their outreach efforts to help ensure an accurate count of all residents. The importance of the decennial census cannot be overstated in that it provides data that will be used not only for reapportionment and redistricting, but for distributing trillions of dollars in federal aid to state and local governments for education, police and fire protection, housing, transportation, health and human services, job training and many other services.

No one knows better than mayors the importance of making sure all residents in local communities are counted in the census. Because of COVID-19, many mayors have adjusted their plans for reaching out to help ensure that immigrants, minorities, and other so called hard-to-count individuals respond to the census. The United States Census Bureau has also made significant adjustments in its plans for conducting the 2020 decennial census to help ensure an accurate count.

To help educate mayors on the changes in the Census Bureau's schedule for the 2020 Census and on adjustments mayors are making to ensure an accurate count, USCM is hosting a webinar on Wednesday, June 17 at 12:00 noon (EDT). Featured panelists will include:

- Atlanta Mayor Keisha Lance Bottoms, Chair of the USCM 2020 Census Task Force;
- San Antonio Mayor Ron Nirenberg, Vice Chair of the USCM 2020 Census Task Force;
- Leadership Conference on Civil and Human Rights President and CEO Vanita Gupta; and
- Census Bureau Associate Director of Field Operations Tim Olson.

You will have an opportunity to direct questions to the panel, however, you need to submit your questions in advance, by Tuesday, June 16 so we can answer as many questions as possible for as many cities as possible in the time available. Please send your questions to [nlewis@usmayors.org](mailto:nlewis@usmayors.org).

[CLICK HERE \[usmayors.us4.list-manage.com\]](https://usmayors.us4.list-manage.com) to register for this webinar.

**3) RETURNING THIS WEEK: Bloomberg Harvard COVID-19 Local Response Initiative Session - June 18 (Thursday) at 1:00pm ET**

In partnership with Bloomberg Philanthropies and others, the COVID-19 Local Response Initiative is providing support and resources to help local leaders combat COVID-19 and protect the social and economic wellbeing of our cities.

We continue to join Bloomberg Philanthropies and their partners at the Johns Hopkins Bloomberg School of Public Health and the Bloomberg Harvard City Leadership Initiative for the convening of the Bloomberg COVID-19 Local Response Initiative City Leaders Virtual Session.

This Thursday, the sessions return in their new monthly format. The Conference invites you to join the more than 300 cities across the nation who have already registered for Bloomberg Philanthropies' COVID-19 Local Response Initiative. To join, please email [coronavirusresponse@bloomberg.org](mailto:coronavirusresponse@bloomberg.org).

**4) REGISTER NOW: Frank Luntz to be Featured on All-Mayors/Business Council Update - June 19 (Friday) at 3:00pm ET**

Dr. Frank Luntz will return as our featured speaker for our weekly Friday 3:00pm to 4:00pm ET Zoom meeting. Dr. Luntz has new survey data to share with mayors on social injustice, the economy, and COVID-19. He is always an extremely well received speaker among our group.

[CLICK HERE \[usmayors.us4.list-manage.com\]](https://usmayors.us4.list-manage.com) to register for this Zoom meeting.

On our meeting last Friday, Tampa Mayor Jan Castor provided an update regarding our new Working Group for Police Reform and Racial Justice - reviewing their focus on the implementation of policy reforms as well as the content of the recommendations themselves. She stated the group placed an emphasis on a wider use of body cameras and asked for federal assistance to achieve this end. Mayor Michael Copeland of Olathe, KS furthered this desire for transparency with his city instituting a wider adoption of body cameras, an increased civilian oversight board, and a better human relations commissions. On the topic of reform, Mayor Steven Williams of Huntington, WV spoke about the use of social workers with police officers and firefighters, and found they helped reduce compassion fatigue and assisted officers with volatile situations.

Besides direct police reform, the mayors discussed ways to communicate with



their community and strengthen and support communities of color. Mayor Eric Garcetti of Los Angeles spoke about investing in communities of color through programs such as Los Angeles' leading gang reduction youth development program, which has grown by 50 percent and has been exported for use in Central America. He also spoke about integrating the police into the community by keeping them in neighborhoods for 5 years and encouraging consistent interaction with members of the community. Mayor Muriel Bowser of the District of Columbia and Mayor Sam Liccardo of San Jose touched on the importance of clearly articulating your values, acknowledging the pain felt by communities of color and listening to their concerns before taking action. After last week's display of solidarity, Houston Mayor Sylvester Turner thanked mayors across the country for joining him in honoring George Floyd and his family through the lighting of city halls in crimson and gold – the colors of George Floyd's Alma Mater Jack Yates High School.

[CLICK HERE \[usmayors.us4.list-manage.com\]](https://usmayors.us4.list-manage.com) to view a recording of this meeting. You will need to enter the following password to gain access:  
0t&535e7

#### **5) REGISTER NOW: 10 USCM Policy Standing Committee Meetings - Week of June 22**

The 10 USCM policy standing committees will all hold virtual meetings during the week of June 22. The first order of business for each standing committee under USCM rules will be to consider the proposed policy resolutions that were submitted prior to the May 27 deadline, and then any new resolutions offered by a member of the standing committee. The committee chairs may also add speakers or discussion topics to their meeting agendas.

[CLICK HERE \[usmayors.us4.list-manage.com\]](https://usmayors.us4.list-manage.com) to register for any of the 10 policy standing committee meetings and see the proposed policy resolutions that have been assigned to each.

#### **6) SAVE THE DATE: Executive Committee (Business Session) - June 30 (Tuesday) at 1:00pm ET**

The USCM Constitution empowers the Executive Committee to adopt resolutions when the body is not gathered for an Annual Meeting. Thus, on Tuesday, June 30 at 1:00 pm ET, I will lead a virtual meeting of the USCM Executive Committee (Business Session) to both consider all resolutions

approved by the standing committees, and consider the report of the USCM Nominating Committee.

**7) SAVE THE DATE: Virtual Plenary Session on Presidential Transition - July 1 (Wednesday) at Noon ET**

On Wednesday, July 1 at noon ET, we will have a virtual plenary session. First, there will be a video presentation, and I will make an address reporting on my year as our 77th President. Second, there will be a video presentation, and then Mayor Fischer will make an address outlining his priorities for his year as our 78th President.

**8) KEEP PUSHING: Supporting Growing for 4th COVID-19 Supplemental**

We continue in our efforts to push the Senate to act on emergency fiscal assistance before July 1 - when many cities, counties and states begin their fiscal years. Yet, Hill sources and news reports all indicate that Senate action is not expected until at least mid-July, and what will be included in a 4th COVID-19 supplemental is still VERY much open for debate.

White House economic advisor Kevin Hassett said over the weekend that the White House is open to a 4th supplemental to deal with issues such as liability protections (a priority for Senate Majority Leader Mitch McConnell), help for the travel and tourism industries, and more - although he did not say if they supported fiscal assistance for state and local governments.

The House has already passed The HEROES Act which includes \$187.5 billion in flexible emergency fiscal assistance over two years for ALL municipalities. The House bill also contains many other provisions that help those who reside and work in our cities, including provisions which would help address many health, economic and racial disparities that have been exacerbated as a result of the pandemic.

And, there are growing voices of bipartisan support in the Senate on the need for fiscal assistance for cities, counties and states - but Senate Leadership has NOT committed to this assistance.

So here is what we needed:

*Fiscal Pain Data*

170 cities have responded to our Mayors COVID-19 Fiscal Pain Tracker - a way for mayors to share public information regarding budget shortfalls and related furloughs, layoffs, or other actions that have resulted from COVID-19.

- If you have not already submitted information, or have updates to content already submitted, please send them to [fiscalpain@usmayors.org](mailto:fiscalpain@usmayors.org). This is a living, breathing USCM initiative that will be key to our success in building support in the Senate for emergency fiscal assistance.

### *Letters to Congress*

A number of mayors have already organized state-wide efforts calling for emergency fiscal assistance:

- Texas mayors, organized by Arlington Mayor Jeff Williams, sent this [letter \[usmayors.us4.list-manage.com\]](#) on April 15.
- Eleven Illinois mayors of cities with a population between 75,000 and 500,000, organized by Rockford Mayor Thomas McNamara, sent a [letter \[usmayors.us4.list-manage.com\]](#) April 20 to the State's delegation urging them to support, "flexible direct funding to municipalities to help limit the crippling economic damage to our cities as a result of this global pandemic."
- Seven Iowa Mayors co-authored on May 6 this [op-ed \[usmayors.us4.list-manage.com\]](#), "Congress: stand up for cities," that appeared in the *Quad-City Times*.
- Pennsylvania mayors, organized by Scranton Mayor Paige Cognetti, sent this [letter \[usmayors.us4.list-manage.com\]](#) on May 13.
- Forty Michigan mayors signed on to a [letter \[usmayors.us4.list-manage.com\]](#) of support for direct local assistance for all cities that I distributed. The May 28 letter urges our Michigan Congressional delegation in Washington to help us.
- And, there could be other letters or efforts out there.

It's not too late! I strongly encourage all mayors to act - statewide. Fifty letters or op-eds from mayors in all 50 states! Imagine what impact that would have as we push to get the Senate to act on fiscal assistance.

### **9) ANNOUNCEMENT: Child Care Resources Showcased in Administration**

### **for Children and Families Letter to Nation's Mayors**

The Department of Health and Human Services' Administration for Children and Families' Office of Child Care (OCC) is available as a resource to cities nationwide concerned about the impact of COVID-19 on their communities, including the effect on child care programs and providers. Thus, the Office created a Child Care COVID-19 Resources page that provides specific guidance, information and resources that may be helpful to mayors, child program administrators, policy makers and others locally during the current public health emergency. Please [CLICK HERE \[usmayors.us4.list-manage.com\]](https://usmayors.us4.list-manage.com) to learn more.

In addition to this resource, OCC Director Shannon Christian shared a letter with USCM last week to best engage all mayors to showcase available flexibilities in the Child Care and Development Fund (CCDF) block grant program and highlight best resources for CCDF lead agencies. The letter also encourages mayors "to be in touch with your State's Lead Agency to discuss how policies and recent funding will impact local governments and how these changes affect your children and families" as "CCDF Lead Agencies determine how to best utilize resources to meet new challenges presented by COVID-19." To read the full letter, please [CLICK HERE \[usmayors.us4.list-manage.com\]](https://usmayors.us4.list-manage.com).

You can also locate your State's Lead Agency [HERE \[usmayors.us4.list-manage.com\]](https://usmayors.us4.list-manage.com).

As funding is State administered, USCM also strongly encourages all mayors to contact your State's Lead Agency directly to learn more about how CCDF funding supports local child care providers or programs in your city. If you need any additional assistance, please also contact Dalen Harris on the conference staff at [dharris@usmayors.org](mailto:dharris@usmayors.org).

### **10) APPLY NOW: \$1 Million in 2020 Wells Fargo and USCM**

#### **CommunityWINS Housing Affordability Awards - October 9 Deadline**

Your city can now apply for the 2020 U.S. Conference of Mayors and Wells Fargo CommunityWINS awards. Competitive grants of \$1 million will be awarded to eight nonprofits with projects that will foster citizen access to safe and affordable housing.

Since 2015, The U.S. Conference of Mayors and Wells Fargo have awarded six



million dollars to nonprofits in cities through the CommunityWINS program in such areas as workforce development, economic development, and neighborhood stabilization. But in 2020, the program will focus on housing affordability and solutions designed to increase the availability and affordability of rentals, transitional housing, or sustainable homeownership.

USCM members can nominate up to three eligible nonprofit housing initiatives. Grant requirements and the online application form are now available for submission at [www.usmayors.org/communitywins](http://www.usmayors.org/communitywins) [[usmayors.us4.list-manage.com](http://usmayors.us4.list-manage.com)]. Nonprofits must submit applications by October 9, 2020. Grantees will be named during the Mayor's 89th Winter Meeting in Washington, DC. For questions, please email: [CommunityWINS@wellsfargo.com](mailto:CommunityWINS@wellsfargo.com).

### **11) RECAP: COVID-19: Disparities to Treatment and Care Webinar**

Last Thursday, the conference organized a webinar on the longstanding concern of health disparities and how mayors are promoting inclusion and health equity now and well into the future in their cities. The session was moderated by Children, Health and Human Service Standing Committee Chair and Richmond (VA) Mayor Levar Stoney.

Throughout, panelists showcased how data has revealed higher rates of COVID-19 hospitalizations, deaths, and positive cases based on race and ethnicity in their communities. Additionally, panelists offered insight into how long standing socio-economic, environmental, and other factors have negatively impacted the most vulnerable, workers with low incomes or loss of jobs, and people living in poverty. In response, Providence Mayor Jorge Elorza of Providence and Mayor Stoney highlighted programs and outreach that they have launched in their cities to improve health equity for vulnerable residents in their community. Additionally, Fremont Mayor Lily Mei showcased efforts that she has undertaken to support inclusion for the diverse residents of her rapidly growing East Bay region; and noted public health expert and former Boston Health Commissioner John Auerbach provided a set of recommendations for mayors to implement now to improve health equity.

[CLICK HERE \[usmayors.us4.list-manage.com\]](http://usmayors.us4.list-manage.com) to view a recording of this webinar.

### **12) RECAP: Water and Wastewater Management During the COVID-19**

## **Pandemic Webinar**

Mayors discussed the COVID-19 pandemic impacts on their water and sewer utilities last Friday, June 12 with private sector counterparts Veolia North America and American Water. The session was moderated by Napa Mayor Jill Techel and Lima Mayor David Berger, Co-Chairs of the USCM Mayors Water Council.

The new information shared indicates it is too early to provide complete information on the financial impacts, but the systems have been in full operation. Panelists stated that worker protection and PPE and distancing are being integrated into daily work. No lay-offs or furloughs were implemented in these systems. Panelists also mentioned that they were suspending shut-offs for nonpayment. Mayor Steve Callaway, Hillsboro (OR) mentioned that the final bill will come due for our utilities when the stimulus financial support like the Paycheck Protection Program ends and a few months worth of bills come due for many households.

The U. S. Environmental Protection Agency recently appointed Ms. Jamie Piziali as the first-ever Municipal Ombudsman. Ms. Piziali is now the Agency's point person for mayors and city staff dealing with water and sewer utilities. She described some of the duties and responsibilities of the Ombudsman and offered to work with mayors. Ms. Piziali can be contacted at:

[Piziali.Jamie@epa.gov](mailto:Piziali.Jamie@epa.gov).

[CLICK HERE \[usmayors.us4.list-manage.com\]](https://usmayors.us4.list-manage.com) to view a recording of this webinar.

## **13) Connecting with USCM and Exchanging Information with Fellow Mayors**

As a reminder, we have placed numerous resources and key federal links on our special [COVID-19 webpage \[usmayors.us4.list-manage.com\]](https://usmayors.us4.list-manage.com) on the usmayors.org site, and we've created a [Slack Channel \[usmayors.us4.list-manage.com\]](https://usmayors.us4.list-manage.com) where cities can exchange information. We encourage you to join the conversation on Slack if you haven't already done so. In addition, please feel free to reach out to me directly at 248-227-2869 (cell) or [barnettb@rochesterhills.org](mailto:barnettb@rochesterhills.org) on any matter on which I personally or USCM as an organization can be of assistance. And you can always reach our CEO and Executive Director Tom Cochran at 202-744-9110 (cell) or

[tcochran@usmayors.org](mailto:tcochran@usmayors.org).

.....

Let me put an exclamation point on topic #2 above: **Achieving an Accurate Census Count in the Midst of COVID-19**. It's a webinar taking place tomorrow (Wednesday, 6/17) at noon ET.



If it weren't for the pandemic, the economic downturn, racial unrest, and the need for police reform, the 2020 Census would be the lead story in every one of our cities -- especially right now, as the push to encourage residents to fill out their Census form (today!) would be a full court press.

But it must remain a priority. Please don't miss this opportunity to learn from other mayors and subject matter experts, as we engage in the effort to ensure a full and accurate count in 2020. [CLICK HERE \[usmayors.us4.list-manage.com\]](https://usmayors.us4.list-manage.com) to register for this webinar.

I want to also remind everyone that the 10 USCM Policy Standing Committees will all hold virtual meetings **NEXT WEEK** -- the week of June 22nd. [CLICK HERE \[usmayors.us4.list-manage.com\]](https://usmayors.us4.list-manage.com) to register for any of the 10 policy standing committee meetings and see the proposed policy resolutions that have been assigned to each.

.....

Let me end with my ongoing appeal! If you're not a member of The U.S. Conference of Mayors, **please join us!** There's never been a better time to be a part of this group. Questions? My contact information is above. Luther Roberts, Director of Membership at USCM, can also help. He can be reached at [lroberts@usmayors.org](mailto:lroberts@usmayors.org).

Mayors, lead boldly -- and know that our USCM family is behind every one of

you. Now more than ever.

BKB



[\[usmayors.us4.list-manage.com\]](https://usmayors.us4.list-manage.com)



[\[usmayors.us4.list-manage.com\]](https://usmayors.us4.list-manage.com)



[\[usmayors.us4.list-manage.com\]](https://usmayors.us4.list-manage.com)



[\[usmayors.us4.list-manage.com\]](https://usmayors.us4.list-manage.com)



[\[usmayors.us4.list-manage.com\]](https://usmayors.us4.list-manage.com)



[\[usmayors.us4.list-manage.com\]](https://usmayors.us4.list-manage.com)



[\[usmayors.us4.list-manage.com\]](https://usmayors.us4.list-manage.com)

---

*Copyright © 2020 The United States Conference of Mayors, All rights reserved.*  
To change your contact information, please visit <https://community.usmayors.org/>.

**Our mailing address is:**

The United States Conference of Mayors  
1620 I St., N.W.  
4th Floor  
Washington, DC 20006

Add us to your address book [\[usmayors.us4.list-manage.com\]](https://usmayors.us4.list-manage.com)

Want to change how you receive these emails?

Update your contact information [\[usmayors.us4.list-manage.com\]](https://usmayors.us4.list-manage.com), update your preferences [\[usmayors.us4.list-manage.com\]](https://usmayors.us4.list-manage.com) or unsubscribe from this list [\[usmayors.us4.list-manage.com\]](https://usmayors.us4.list-manage.com)



**From:** [Kate Gallego](#)  
**To:** [Annie DeGraw](#); [Lisa Fernandez](#); [Mari Bourbon](#)  
**Subject:** Re: June 11 COVID Talking Points  
**Date:** Thursday, June 11, 2020 7:06:29 PM

---

What about the 27% of maricopa cases in last week? Is that correct?

Get [Outlook for iOS](#)

---

**From:** Annie DeGraw <annie.degraw@phoenix.gov>  
**Sent:** Thursday, June 11, 2020 6:32:21 PM  
**To:** Kate Gallego <kate.w.gallego@phoenix.gov>; Lisa Fernandez <lisa.fernandez@phoenix.gov>;  
Mari Bourbon <mari.bourbon@phoenix.gov>  
**Subject:** June 11 COVID Talking Points

**From:** [Kate Gallego](#)  
**To:** [Heather M Ross](#); [Annie DeGraw](#)  
**Cc:** [Lisa Fernandez](#); [Clark T Princell](#)  
**Subject:** Re: Quick talking points - state of COVID in AZ  
**Date:** Thursday, June 11, 2020 8:19:08 AM

---

Anything to add to these before the CAP conversation at 9?

Get [Outlook for iOS](#)

---

**From:** Heather M Ross <heather.ross@phoenix.gov>  
**Sent:** Tuesday, June 9, 2020 1:08:20 PM  
**To:** Kate Gallego <kate.w.gallego@phoenix.gov>; Annie DeGraw <annie.degraw@phoenix.gov>  
**Cc:** Lisa Fernandez <lisa.fernandez@phoenix.gov>; Clark T Princell <clark.princell@phoenix.gov>  
**Subject:** Quick talking points - state of COVID in AZ

Please let me know if you need anything additional or different for this afternoon.

Heather

Heather M. Ross, PhD, DNP  
Policy Fellow  
Office of Mayor Kate Gallego  
(602) 534-1663 (Office)  
[REDACTED] (Cell)  
Heather.Ross@phoenix.gov

**From:** [Laura J French](#)  
**To:** [kate.w.gallego@phoenix.gov](mailto:kate.w.gallego@phoenix.gov)  
**Subject:** FW: Az Hospital and Healthcare Association-Mask Up!  
**Date:** Friday, June 19, 2020 9:32:00 AM  
**Attachments:** [Ltr Phx City Council re masks HWedits 6-19-20.pdf](#)

---

---

**From:** Ann-Marie Alameddin <aalameddin@AzHHA.Org>  
**Sent:** Friday, June 19, 2020 8:39 AM  
**To:** Mayor Gallego <mayor.gallego@phoenix.gov>  
**Cc:** Lisa Fernandez <lisa.fernandez@phoenix.gov>; Clark T Princell <clark.princell@phoenix.gov>;  
Laura J French <laura.french@phoenix.gov>  
**Subject:** Az Hospital and Healthcare Association-Mask Up!

Please see AzHHA's letter urging the Council today require masks in public.  
I will also be calling in to support.

Thanks,  
Ann-Marie

**From:** [Lisa Fernandez](#)  
**To:** [Kate Gallego](#); [Clark T Princell](#); [Annie DeGraw](#); [Heather M Ross](#)  
**Cc:** [Daniel R Perez](#)  
**Subject:** FW: CITY OF PHOENIX COVID-19 JUNE 22ND MORNING UPDATE  
**Date:** Monday, June 22, 2020 10:31:01 AM  
**Attachments:** [image001.png](#)  
[image002.png](#)  
[image003.png](#)  
[image004.png](#)  
[image005.png](#)  
[image006.png](#)  
[image007.png](#)  
[image008.png](#)  
[image009.png](#)  
[image010.png](#)  
[image011.png](#)  
[image012.png](#)

---

Lisa Fernandez  
Chief of Staff  
Office of Mayor Kate Gallego  
[REDACTED] (cell)  
602-534-3274 (office)  
[lisa.fernandez@phoenix.gov](mailto:lisa.fernandez@phoenix.gov)



---

**From:** Stephanie Bracken <Stephanie.Bracken@phoenix.gov>  
**Date:** Monday, June 22, 2020 at 10:29 AM  
**To:** PCC ALL <pcc.all@phoenix.gov>  
**Cc:** Lisa Fernandez <lisa.fernandez@phoenix.gov>  
**Subject:** CITY OF PHOENIX COVID-19 JUNE 22ND MORNING UPDATE

**Note:** The morning report is a brief overview of incidents and new statistics from overnight. A full report with detailed information will be provided in the afternoon.

## **CITY OF PHOENIX COVID-19 JUNE 22<sup>ND</sup> MORNING UPDATE**

### **OEM Incidents Update:**

---

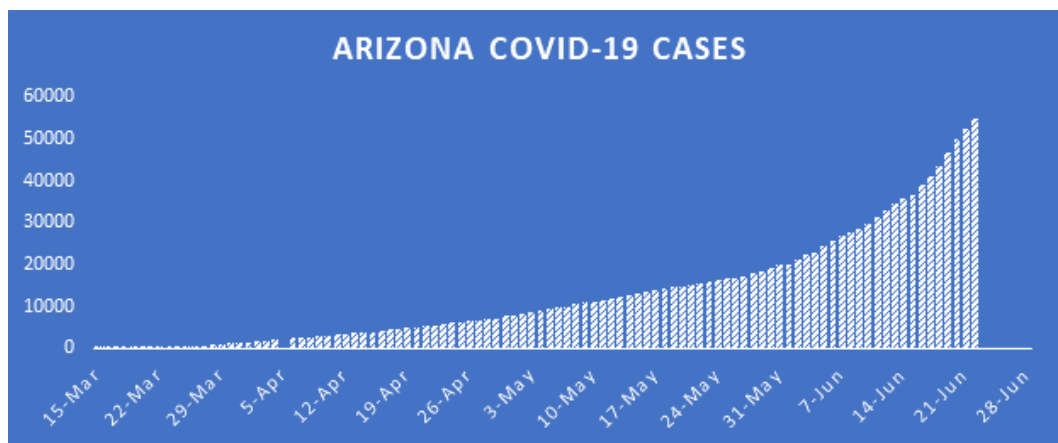
- The EOC remains active as a virtual center operating from the Emergency Management office at Phoenix City Hall
- PPE supplies continue to hold
  - N95 mask quantity is currently at an estimated 6-8-week supply for Public Safety at the current burn rate
- **No New 1-day rise in new cases reported today**
- Hospital occupancy continues to remain consistent
  - One central region hospital continues to be on Divert, accepting no new patient. This is a specialty hospital with only 39 in-patient beds
  - Twelve hospitals are at "Caution" level in their Diversion status.

### **Active Cases:**

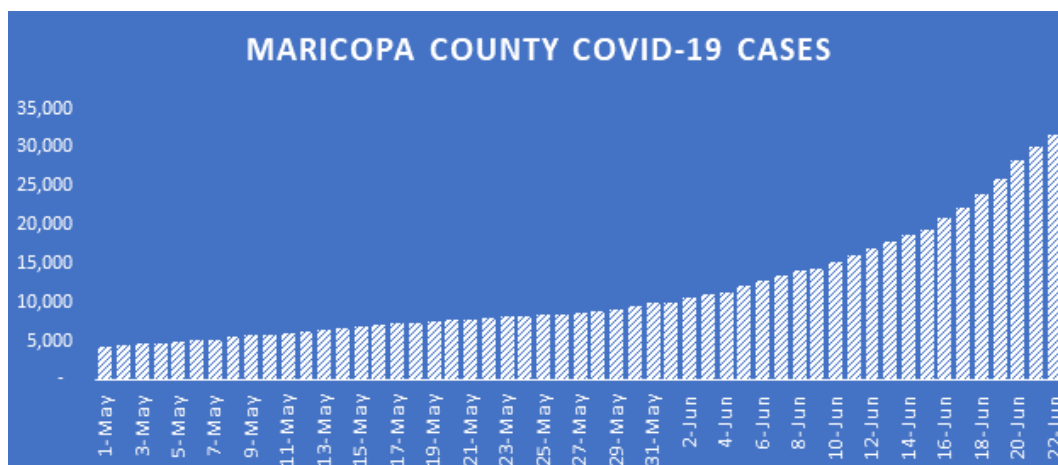
---

Confirmed COVID-19 Cases by City Employees, World, Country, State & County					
Updated: June 22, 2020					
CITY DEPARTMENT	CITY OF PHOENIX EMPLOYEES	WORLDWIDE	NATIONAL	ARIZONA	MARICOPA COUNTY
Aviation	13				
City Council Department	1				
City Manager's Office	2				
Convention Center Department	1				
Finance Department	2				
Fire Department	24				
Government Relations	1				
Housing Department	1				
Human Resources Department	4				
Human Services Department	4				
Information Technology Department	1				
Law Department	1				
Municipal Court	7				
Parks and Recreation	13				
Planning & Development Department	1				
Police Department	29				
Public Transit Department	1				
Public Works Department	17				
Retirement Department	1				
Streets Department	7				
Water Services Department	13				
TOTAL	144	8,986,016	2,281,903	54,586	31,650

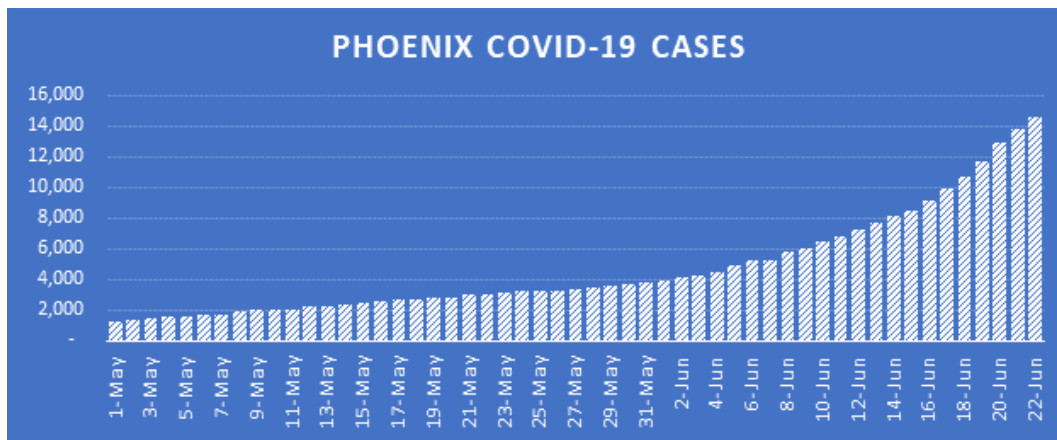
- As of today, there are 54,586 confirmed cases in Arizona (increase of **2,196** cases overnight)



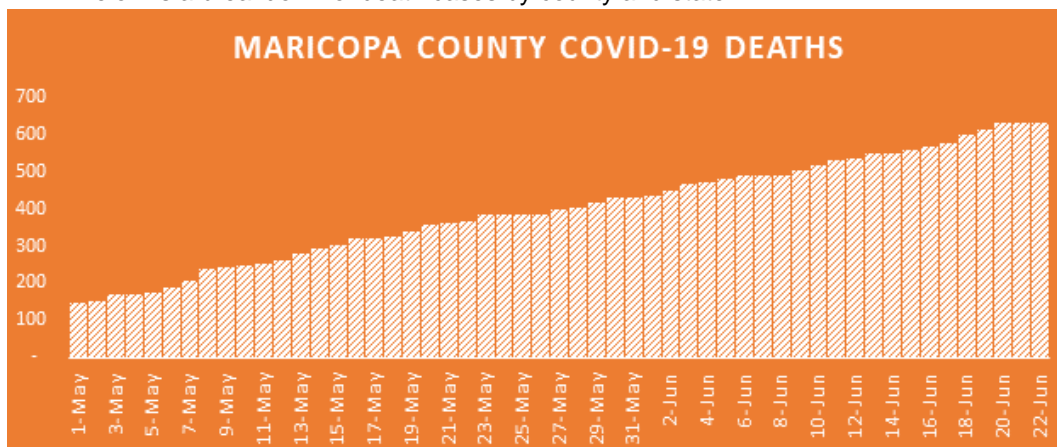
- 31,650 of these cases are in Maricopa County (increase of **1,514** cases overnight)
  - 1,878 of these cases are in long-term care

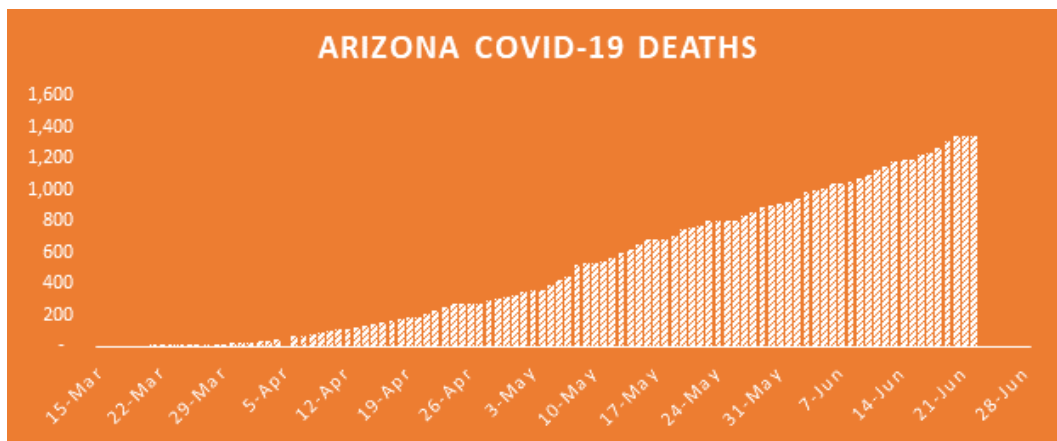


- 14,515 of these cases are in Phoenix (increase of **697** cases overnight)



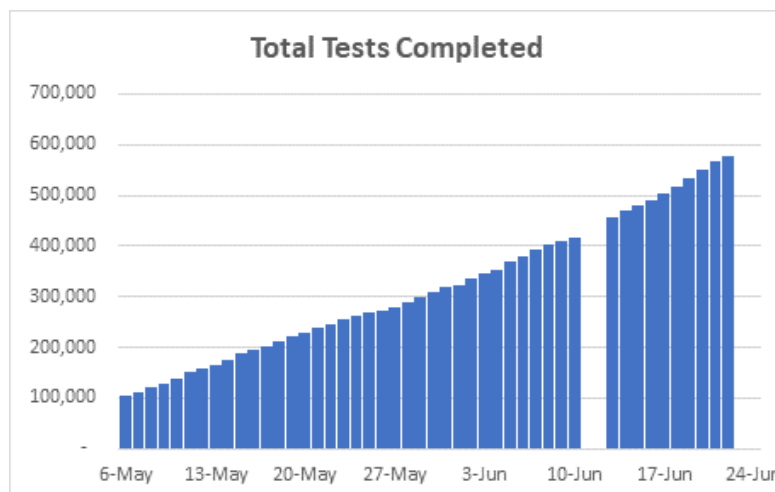
- Majority of Arizona counties are reporting positive cases of COVID-19
- 1,342 people have passed away from COVID-19 in Arizona (3 new deaths overnight)
  - 634 in Maricopa County (long-term care deaths not reported today)
  - 66 in Apache County
  - 6 in Cochise County
  - 90 in Coconino County
  - 4 in Gila County
  - <3 in Graham County
  - <3 in Greenlee County
  - 3 in La Paz County
  - 73 in Mohave County
  - 95 in Navajo County
  - 242 in Pima County
  - 50 in Pinal County
  - 13 in Santa Cruz County
  - 7 in Yavapai County
  - 56 in Yuma County
- Below is a breakdown of death cases by county and state



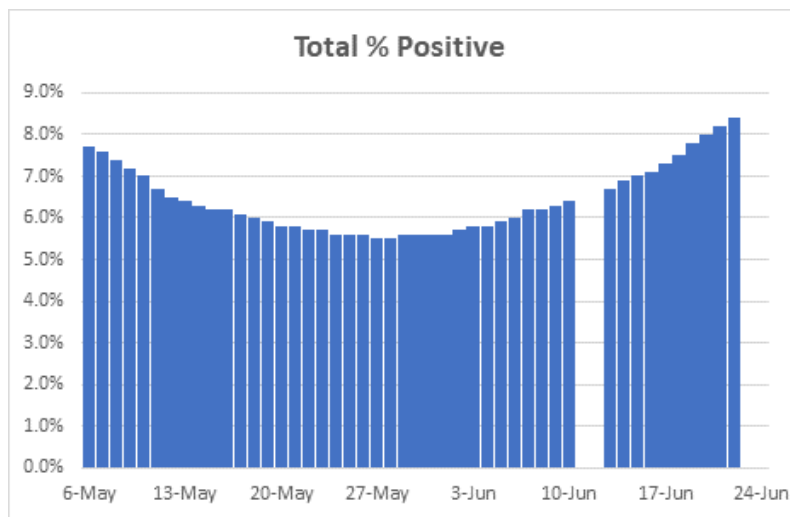


- The city has had 144 total cases of COVID-19
  - One person (a city employee) has passed away who confirmed positive for COVID-19
  - In addition, the city has 143 confirmed positive employees (8 new overnight). There are 13 in Aviation, 1 in the City Council Department, 2 in City Manager's Office, 1 in Convention Center, 2 in Finance, 24 in Fire, 1 in Government Relations, 1 in Housing, 4 in Human Resources, 4 in Human Services, 1 in Information Technology, 1 in Law, 7 in Municipal Court, 13 in Parks, 1 in Planning & Development, 29 in Police, 1 in Public Transit, 17 in Public Works, 1 in Retirement, 7 in Streets, and 13 in Water Services
  - Current status: 32 of the 136 confirmed positive cases have returned to work
- As of today, there are 2,281,903 positive cases nationwide
  - There have been 119,997 deaths to date nationwide
- As of today, there are 8,896,016 positive cases worldwide
  - There have been 468,907 deaths to date worldwide
- With the push for additional testing throughout the state (Testing Blitz) new graphics have been added, taken from the Arizona Department of Health Services online Dashboard, showing the number of tests conducted, and percentage of positive cases resulting from testing

<b>Total Statewide Tests Completed</b>	<b>577,449</b>	<b>Total Percent Positive</b>	<b>8.4</b>
----------------------------------------	----------------	-------------------------------	------------

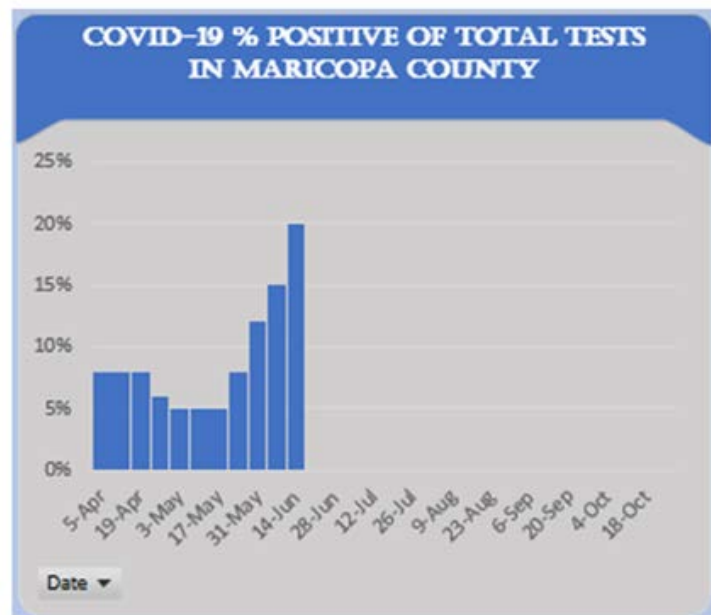






### Countywide Testing

- Test results are for PCR (Nasal Swab) testing only for Maricopa County
- Test results are delayed by 7-10 days and may be subject to update when additional test results are received



Date	Population Tested	Positive Tests	Maricopa County Testing - % Positive in Population	Total Tested	Total Positives	Maricopa County - % Positive in Population
5-Apr	6,183	495	8.0%	6,183	495	8.0%
12-Apr	6,064	485	8.0%	12,247	980	8.0%
19-Apr	7,622	610	8.0%	19,869	1,590	8.0%

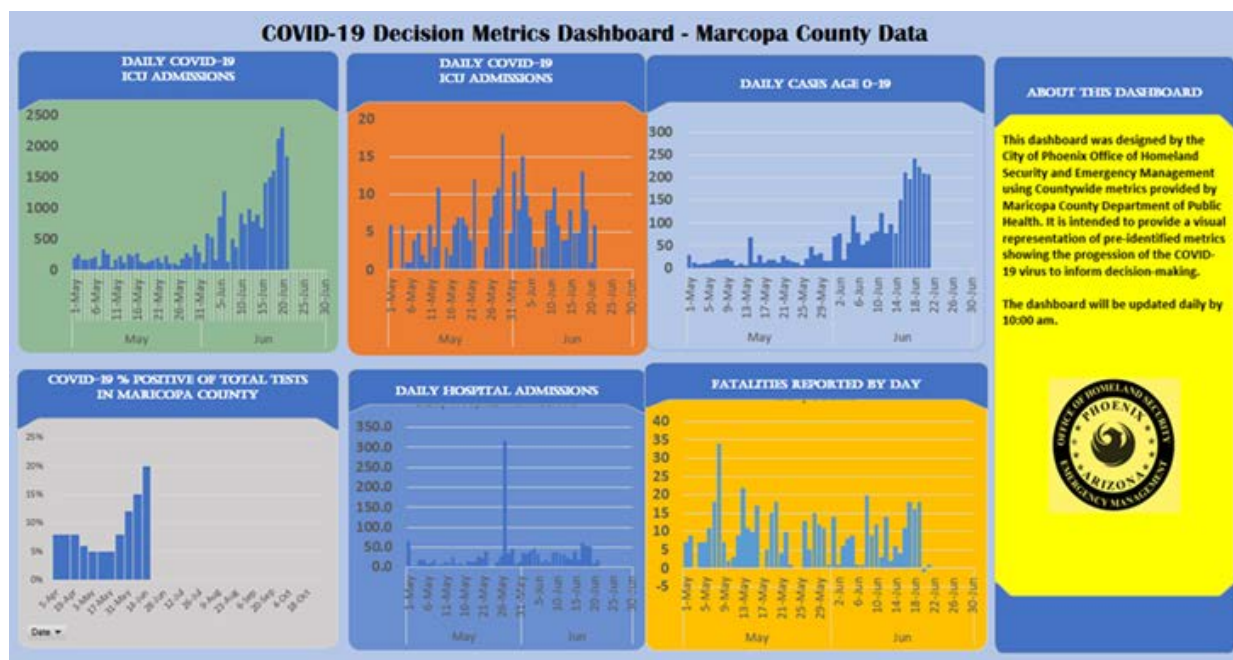
26-Apr	14,185	851	6.0%		34,054	2,441	7.2%
3-May	22,020	1,101	5.0%		56,074	3,542	6.3%
10-May	16,816	841	5.0%		72,890	4,382	6.0%
17-May	21,000	1,050	5.0%		93,890	5,432	5.8%
24-May	21,849	1,748	8.0%		115,739	7,180	6.2%
31-May	30,730	3,688	12.0%		146,469	10,868	7.4%
7-Jun	41,801	6,270	15.0%		188,270	17,138	9.1%
14-Jun	28,842	5,768	20.0%		217,112	22,906	10.6%

ZIP CODE	Population	22-Jun	Infection Rate (x/1000)
85003	9,369	81	8.6
85004	4,965	60	12.1
85006	25,742	277	10.8
85007	14,040	256	18.2
85008	56,145	830	14.8
85009	52,520	997	19.0
85012	6,390	75	11.7
85013	19,314	173	9.0
85014	24,782	357	14.4
85015	37,644	558	14.8
85016	33,896	474	14.0
85017	38,872	474	12.2
85018	36,065	324	9.0
85019	25,042	394	15.7
85020	32,850	222	6.8
85021	37,743	378	10.0
85022	46,395	234	5.0
85023	31,274	184	5.9
85024	22,898	103	4.5
85027	37,140	142	3.8
85028	19,157	70	3.7
85029	43,233	321	7.4
85031	30,493	501	16.4
85032	65,485	439	6.7
85033	53,037	931	17.6
85034	5,582	93	16.7

85035	47,486	856	18.0
85037	44,771	729	16.3
85040	29,352	387	13.2
85041	54,947	804	14.6
85042	40,962	445	10.9
85043	30,560	447	14.6
85044	37,993	178	4.7
85045	7,238	13	1.8
85048	33,449	141	4.2
85050	25,736	120	4.7
85051	40,375	419	10.4
85053	28,480	156	5.5
85054	5,384	41	7.6
85083	18,104	81	4.5
85085	17,517	95	5.4
85086	40,495	139	3.4
85087	7,708	26	3.4
85339	45,746	490	10.7
<b>Total</b>	<b>1,366,376</b>	<b>14,515</b>	
<b>Increase from Prior Day</b>		<b>697</b>	

#### COVID-19 Decision-Making Dashboard (Maricopa County data)

This **New** dashboard has been developed as a cooperative effort between the Office of Homeland Security and Emergency Management and Information Technology Systems based upon metrics identified at the county level to inform decision-making as COVID-19 progresses. It must be understood that this is a snapshot in time and may differ from hour to hour as information continues to be updated by the source organization. **This data used for the dashboard today was published June 21, 2020.**



### PHX311 Updates:

- Current Hours of Operation: M-F 8 a.m. – 5 p.m. Weekend 9 a.m. – 3 p.m.
- Friday - Sunday Stats:
  - 48 total inquiries
- Trending Topics:
  - 15 COVID-19 Related Inquiries
  - 7 City Service Line Related Inquiries
  - 26 Miscellaneous Inquiries

### Regional Hospitals Status:

- Hospitals across the region continue to be below maximum capacity
- Department of Health Services recently corrected their total bed count removing “Surge” to more accurately portray capacity

#### Hospital Resource Status (Reported):

Resource Type	Total Beds	Number in Use	Percentage in Use
Adult Intensive Care Beds	1,548	1,393	84%
Emergency Department Beds	2,211	1,032	45%
Inpatient Beds	7,164	6,398	82%
Ventilators	1,788	726	42%

#### Number of COVID-19 Cases Hospitalized:

Resources by Type in Use for COVID-19 Cases	Number in Use	Percentage in Use
Adult Intensive Care Beds	583	38%
Emergency Department Beds	1,228	55.5%
Inpatient Beds	1,992	28%
Ventilators	379	21%

## Service Delivery Updates:

---

### Fire Service Delivery:

- As of today, service delivery capacity levels remain at 100% with no negative impacts
- Demand for Fire Department service delivery is trending at levels consistent with 2018 and 2019 for the same time periods
- Staffing levels remain high, staff continue to make themselves available to work if needed
- Over the past 24 hours Fire responded to 42 calls for service identified as potential COVID-19 incidents within the City of Phoenix
  - 2.2% increase for the prior 24-hour period, making for a total of 1,926 incidents to date
  - Of the 42 incidents, 17 patients were transported to a hospital
- Confirmed contacts with COVID-19 infected patients by FD members while providing service is now at 173
- The Fire Department continues to have employees test positive. The Department has now had a total of 24 employees that have tested positive for COVID-19.
  - 20 sworn and 4 non-sworn
  - A Fire Department Cadet (volunteer) has also tested positive
- Fire Department responded to 673 total calls for service over past 24 hours

### Police Service Delivery:

- As of June 22, the demand for service has not changed significantly and no issues with staffing have been reported
- 5 Total calls related to Mask Covering Violations
- 0 Total calls related to Public Gatherings
  - To date, zero citations have been issued
- 8 Total calls requiring officers responding to utilize Universal Precautions
- There was a total of 67 arrests overnight
- There was a total of 4,814 calls for service received

**From:** [Lisa Fernandez](#)  
**To:** [Kate Gallego](#); [Clark T Princell](#); [Annie DeGraw](#); [Heather M Ross](#)  
**Cc:** [Daniel R Perez](#)  
**Subject:** FW: CITY OF PHOENIX COVID-19 JUNE 21ST UPDATE  
**Date:** Sunday, June 21, 2020 11:40:32 AM  
**Attachments:** [image001.png](#)  
[image002.png](#)  
[image003.png](#)  
[image004.png](#)  
[image005.png](#)  
[image006.png](#)  
[image007.png](#)  
[image008.png](#)  
[image009.png](#)  
[image010.png](#)  
[image011.png](#)  
[image012.png](#)

---

Lisa Fernandez  
Chief of Staff  
Office of Mayor Kate Gallego  
[REDACTED] (cell)  
602-534-3274 (office)  
[lisa.fernandez@phoenix.gov](mailto:lisa.fernandez@phoenix.gov)



---

**From:** Stephanie Bracken <Stephanie.Bracken@phoenix.gov>  
**Date:** Sunday, June 21, 2020 at 11:00 AM  
**To:** PCC ALL <pcc.all@phoenix.gov>  
**Cc:** Lisa Fernandez <lisa.fernandez@phoenix.gov>  
**Subject:** CITY OF PHOENIX COVID-19 JUNE 21ST UPDATE

**Note:** Today's report is a brief overview of incidents and new statistics from overnight. A full report with detailed information will be provided on Monday.

## **CITY OF PHOENIX COVID-19 JUNE 21<sup>ST</sup> UPDATE**

### **OEM Incidents Update:**

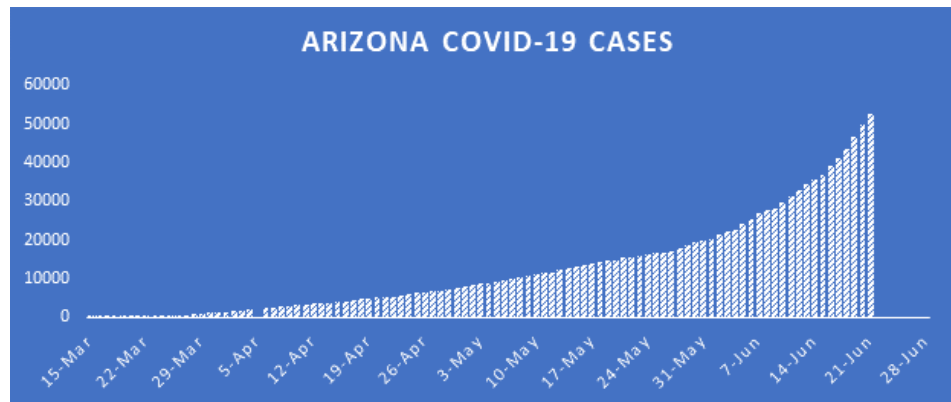
- The EOC remains active as a virtual center operating from the Emergency Management office at Phoenix City Hall
- **No new records today**
- PPE supplies continue to hold
  - N95 mask quantity is currently at an estimated 6-8-week supply for Public Safety at the current burn rate

### **Active Cases:**

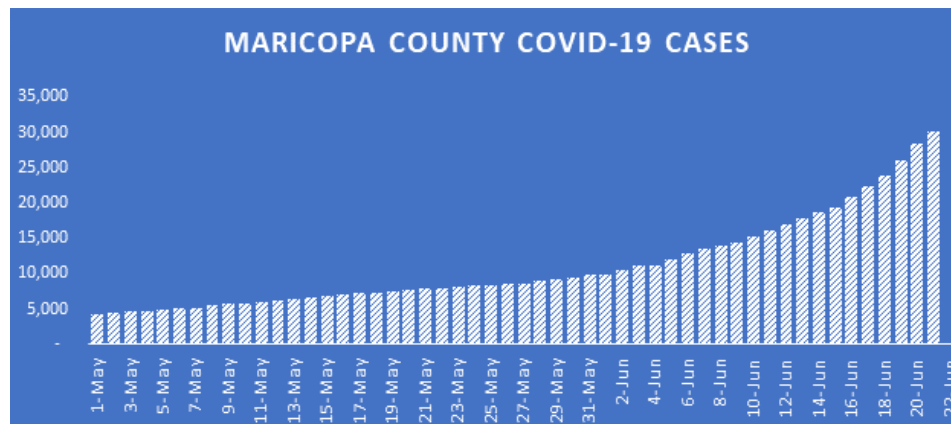
---

Confirmed COVID-19 Cases by City Employees, World, Country, State & County					
Updated: June 21, 2020					
CITY DEPARTMENT	CITY OF PHOENIX EMPLOYEES	WORLDWIDE	NATIONAL	ARIZONA	MARICOPA COUNTY
Aviation	11				
City Council Department	1				
City Manager's Office	2				
Convention Center Department	1				
Finance Department	2				
Fire Department	21				
Government Relations	1				
Housing Department	1				
Human Resources Department	4				
Human Services Department	4				
Information Technology Department	1				
Law Department	1				
Municipal Court	6				
Parks and Recreation	12				
Planning & Development Department	1				
Police Department	29				
Public Transit Department	1				
Public Works Department	17				
Retirement Department	1				
Streets Department	7				
Water Services Department	12				
TOTAL	136	8,827,934	2,260,972	52,930	30,136

- As of today, there are 52,390 confirmed cases in Arizona (increase of **2,592** cases overnight)

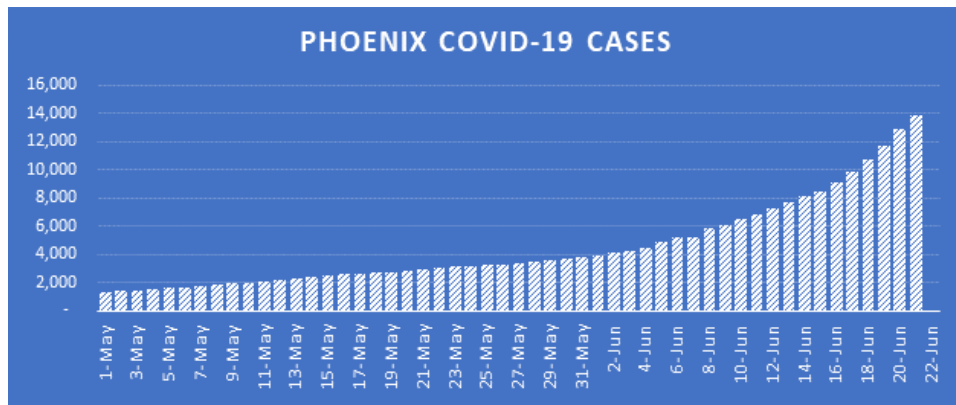


- 30,136 of these cases are in Maricopa County (increase of **1,833** cases overnight)
  - 1,837 of these cases are in long-term care

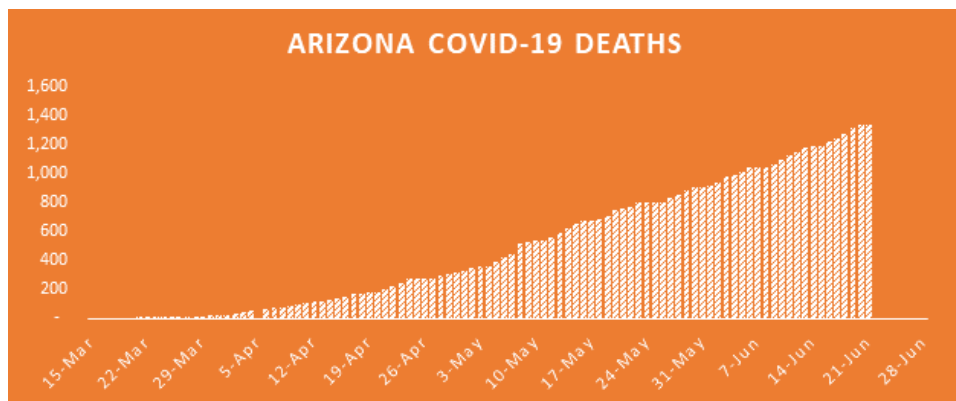
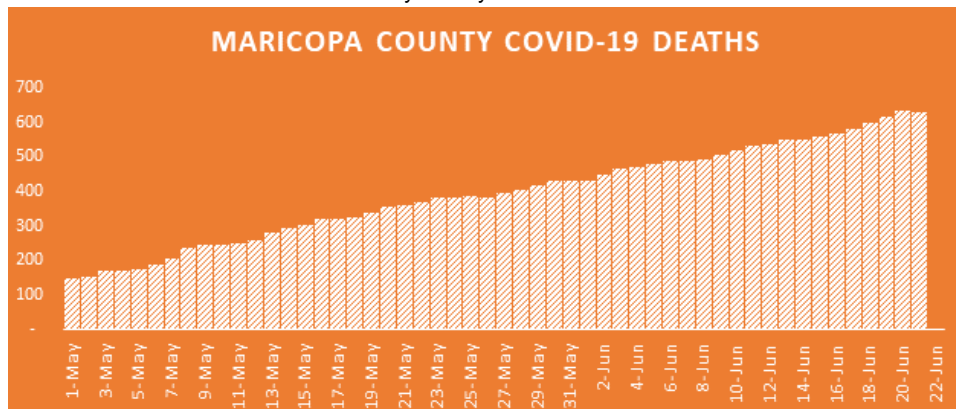


- 13,818 of these cases are in Phoenix (increase of **930** cases overnight)



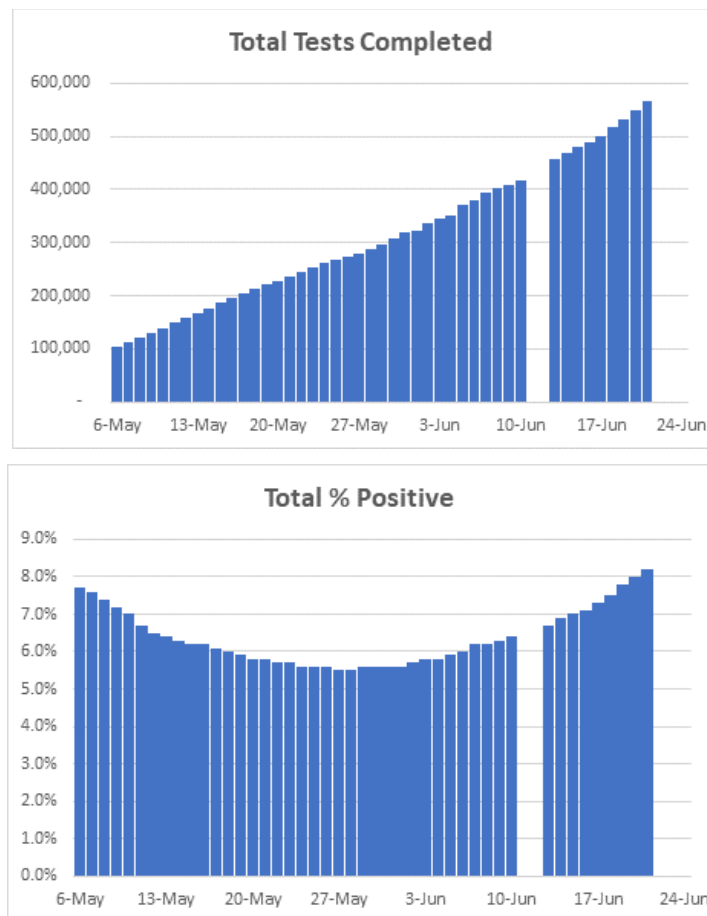


- Majority of Arizona counties are reporting positive cases of COVID-19
- 1,339 people have passed away from COVID-19 in Arizona (1 new death overnight)
  - 632 in Maricopa County (390 in long-term care)
  - 66 in Apache County
  - 6 in Cochise County
  - 90 in Coconino County
  - 4 in Gila County
  - <3 in Graham County
  - <3 in Greenlee County
  - 3 in La Paz County
  - 73 in Mohave County
  - 95 in Navajo County
  - 242 in Pima County
  - 50 in Pinal County
  - 13 in Santa Cruz County
  - 7 in Yavapai County
  - 55 in Yuma County
- Below is a breakdown of death cases by county and state



- The city has had 136 total cases of COVID-19
  - One person (a city employee) has passed away who confirmed positive for COVID-19
  - In addition, the city has 135 confirmed positive employees (7 new overnight). There are 11 in Aviation, 1 in the City Council Department, 2 in City Manager's Office, 1 in Convention Center, 2 in Finance, 21 in Fire, 1 in Government Relations, 1 in Housing, 4 in Human Resources, 4 in Human Services, 1 in Information Technology, 1 in Law, 6 in Municipal Court, 12 in Parks, 1 in Planning & Development, 29 in Police, 1 in Public Transit, 17 in Public Works, 1 in Retirement, 7 in Streets, and 12 in Water Services
  - Current status: 32 of the 136 confirmed positive cases have returned to work
- As of today, there are 2,260,972 positive cases nationwide
  - There have been 119,762 deaths to date nationwide
- As of today, there are 8,827,934 positive cases worldwide
  - There have been 465,051 deaths to date worldwide
- With the push for additional testing throughout the state (Testing Blitz) new graphics have been added, taken from the Arizona Department of Health Services online Dashboard, showing the number of tests conducted, and percentage of positive cases resulting from testing

<b>Total Statewide Tests Completed</b>	<b>566,937</b>	<b>Total Percent Positive</b>	<b>8.2%</b>
----------------------------------------	----------------	-------------------------------	-------------

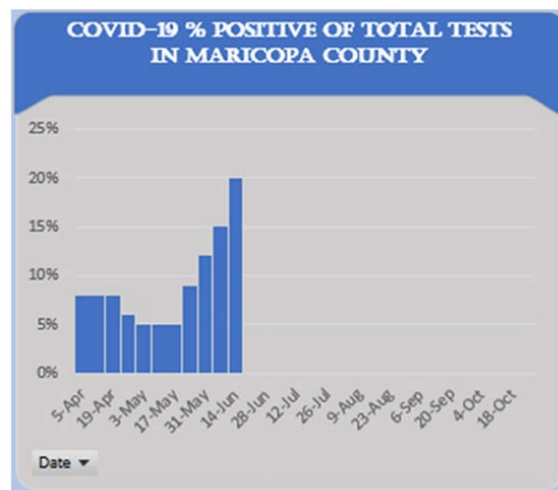


#### Countywide Testing

- Test result are for PCR (Nasal Swab) testing only for Maricopa County
- Test results are delayed by 7-10 days and may be subject to update when additional test results are received

Date	Population Tested	Positive Tests	Maricopa County Testing - % Positive in Population	Total Tested	Total Positives	Maricopa County - % Positive in Population
------	-------------------	----------------	----------------------------------------------------	--------------	-----------------	--------------------------------------------

5-Apr	6,308	505	8.0%		6,308	505	8.0%
12-Apr	6,191	495	8.0%		12,499	1,000	8.0%
19-Apr	7,758	621	8.0%		20,257	1,621	8.0%
26-Apr	14,195	852	6.0%		34,452	2,472	7.2%
3-May	22,311	1,116	5.0%		56,763	3,588	6.3%
10-May	27,050	1,353	5.0%		83,813	4,940	5.9%
17-May	21,260	1,063	5.0%		105,073	6,003	5.7%
24-May	21,939	1,975	9.0%		127,012	7,978	6.3%
31-May	29,645	3,557	12.0%		156,657	11,535	7.4%
7-Jun	41,801	6,270	15.0%		198,458	17,805	9.0%
14-Jun	28,842	5,768	20.0%		227,300	23,574	10.4%

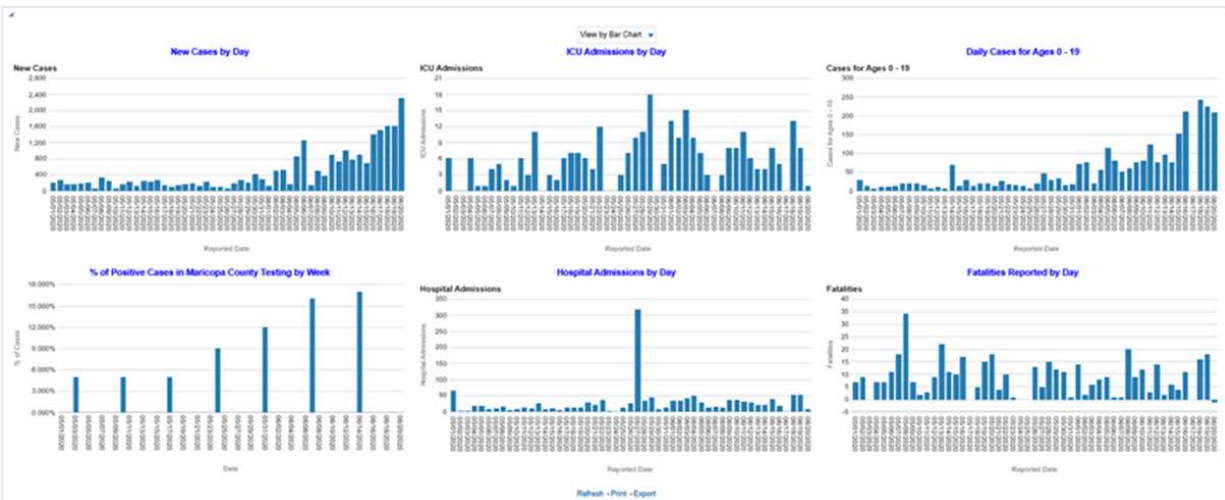


ZIP CODE	Population	21-Jun	Infection Rate (x/1000)
85003	9,369	79	8.4
85004	4,965	55	11.1
85006	25,742	264	10.3
85007	14,040	253	18.0
85008	56,145	795	14.2
85009	52,520	955	18.2
85012	6,390	73	11.4
85013	19,314	163	8.4
85014	24,782	340	13.7
85015	37,644	536	14.2
85016	33,896	458	13.5
85017	38,872	456	11.7

85018	36,065	305	8.5
85019	25,042	388	15.5
85020	32,850	205	6.2
85021	37,743	357	9.5
85022	46,395	223	4.8
85023	31,274	175	5.6
85024	22,898	95	4.1
85027	37,140	136	3.7
85028	19,157	67	3.5
85029	43,233	308	7.1
85031	30,493	467	15.3
85032	65,485	424	6.5
85033	53,037	891	16.8
85034	5,582	87	15.6
85035	47,486	807	17.0
85037	44,771	702	15.7
85040	29,352	369	12.6
85041	54,947	756	13.8
85042	40,962	414	10.1
85043	30,560	417	13.6
85044	37,993	174	4.6
85045	7,238	12	1.7
85048	33,449	136	4.1
85050	25,736	108	4.2
85051	40,375	402	10.0
85053	28,480	154	5.4
85054	5,384	35	6.5
85083	18,104	77	4.3
85085	17,517	88	5.0
85086	40,495	128	3.2
85087	7,708	23	3.0
85339	45,746	461	10.1
<b>Total</b>	<b>1,366,376</b>	<b>13818</b>	
<b>Increase from Prior Day</b>		<b>930</b>	

#### COVID-19 Decision-Making Dashboard (Maricopa County data)

This **New** dashboard has been developed as a cooperative effort between the Office of Homeland Security and Emergency Management and Information Technology Systems based upon metrics identified at the county level to inform decision-making as COVID-19 progresses. It must be understood that this is a snapshot in time and may differ from hour to hour as information continues to be updated by the source organization. **This data used for the dashboard today was published June 21, 2020.**



**Note:** The above dashboard is expected to go live next week, both internally and public facing, and a link will be provided in this report once it has been activated.

**PHX311 Updates:**

- Current Hours of Operation: M-F 8 a.m. – 5 p.m. Weekend 9 a.m. – 3 p.m.
- Friday's Stats:
  - 39 total inquiries
- Trending Topics:
  - Mayor's Office: Face Coverings Declaration
  - City Services: Water/ Trash Services

**Regional Hospitals Status:**

- Hospitals across the region continue to be below maximum capacity
- Department of Health Services recently corrected their total bed count removing "Surge" to more accurately portray capacity

**Hospital Resource Status (Reported):**

Resource Type	Total Beds	Number in Use	Percentage in Use
Adult Intensive Care Beds	1,548	1,418	85%
Emergency Department Beds	2,211	988	43%
Inpatient Beds	7,164	6,489	83%
Ventilators	1,788	724	42%

**Number of COVID-19 Cases Hospitalized:**

Resources by Type in Use for COVID-19 Cases	Number in Use	Percentage in Use
Adult Intensive Care Beds	556	36%
Emergency Department Beds	1,226	55%
Inpatient Beds	1,942	27%
Ventilators	361	20%

**Service Delivery Updates:**

**Fire Service Delivery:**

- As of today, service delivery capacity levels remain at 100% with no negative impacts
- Demand for Fire Department service delivery is trending at levels consistent with 2018 and 2019 for the same time periods

- Staffing levels remain high, staff continue to make themselves available to work if needed
- Over the past 24 hours Fire responded to 45 calls for service identified as potential COVID-19 incidents within the City of Phoenix
  - 2.4% increase for the prior 24-hour period, making for a total of 1,884 incidents to date
  - Of the 45 incidents, 19 patients were transported to a hospital
- Confirmed contacts with COVID-19 infected patients by FD members while providing service is now at 170
- The Fire Department has had another employee test positive. The Department has now had a total of 21 employees that have tested positive for COVID-19.
  - 17 sworn and 4 non-sworn
  - A Fire Department Cadet (volunteer) has also tested positive
- Fire Department responded to 753 total calls for service over past 24 hours

**Police Service Delivery:**

- As of June 20, the demand for service has not changed significantly and no issues with staffing have been reported
- 13 Total calls related to Mask Covering Violations
- 0 Total calls related to Public Gatherings
- Overnight 4 calls for service in reference to public gatherings
  - To date, zero citations have been issued
- There was a total of 78 arrests overnight
- There was a total of 5,623 calls for service received

**From:** [Lisa Fernandez](#)  
**To:** [Kate Gallego](#); [Clark T Princell](#); [Annie DeGraw](#); [Heather M Ross](#)  
**Cc:** [Daniel R Perez](#)  
**Subject:** Fwd: CITY OF PHOENIX COVID-19 JUNE 20TH UPDATE  
**Date:** Saturday, June 20, 2020 12:27:42 PM  
**Attachments:** [image002.png](#)  
[image003.png](#)  
[image004.png](#)  
[image005.png](#)  
[image006.png](#)  
[image007.png](#)  
[image008.png](#)  
[image010.png](#)  
[image011.png](#)  
[image012.png](#)

---

Lisa

Chief of Staff  
Mayor Kate Gallego  
[REDACTED]

---

**From:** Stephanie Bracken <Stephanie.Bracken@phoenix.gov>  
**Sent:** Saturday, June 20, 2020 11:58:24 AM  
**To:** PCC ALL <pcc.all@phoenix.gov>  
**Cc:** Lisa Fernandez <lisa.fernandez@phoenix.gov>  
**Subject:** CITY OF PHOENIX COVID-19 JUNE 20TH UPDATE

**Note:** Today's report is a brief overview of incidents and new statistics from overnight. A full report with detailed information will be provided on Monday.

## CITY OF PHOENIX COVID-19 JUNE 20<sup>TH</sup> UPDATE

### OEM Incidents Update:

---

- The EOC remains active as a virtual center operating from the Emergency Management office at Phoenix City Hall
- PPE supplies continue to hold
  - N95 mask quantity is currently at an estimated 6-8-week supply for Public Safety at the current burn rate
- Once again 1-day rise in case records have been set at the United States, Maricopa County and City of Phoenix levels

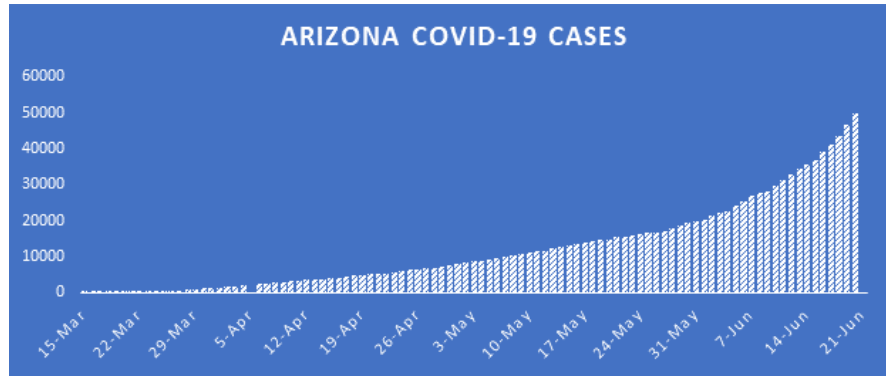
### Active Cases:

---

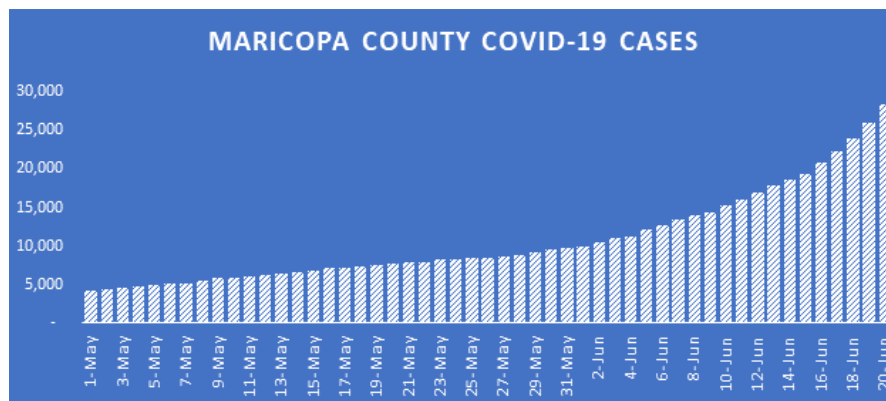
Confirmed COVID-19 Cases by City Employees, World, Country, State & County					
Updated: June 20, 2020					
CITY DEPARTMENT	CITY OF PHOENIX EMPLOYEES	WORLDWIDE	NATIONAL	ARIZONA	MARICOPA COUNTY
Aviation	11				
City Council Department	1				
City Manager's Office	1				
Convention Center Department	1				
Finance Department	2				
Fire Department	19				
Government Relations	1				
Housing Department	1				
Human Resources Department	4				
Human Services Department	4				
Information Technology Department	1				
Law Department	1				
Municipal Court	6				
Parks and Recreation	12				
Planning & Development Department	1				
Police Department	29				
Public Transit Department	1				
Public Works Department	15				
Retirement Department	1				
Streets Department	6				
Water Services Department	11				
TOTAL	129	8,705,724	2,228,368	49,798	28,303



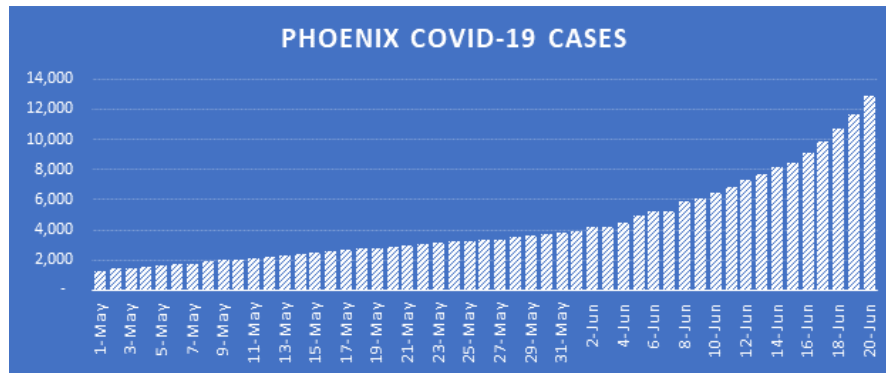
As of today, there are 49,798 confirmed cases in Arizona (increase of **3,109** cases overnight)



- 28,303 of these cases are in Maricopa County (increase of **2,304** cases overnight)
  - 1,837 of these cases are in long-term care

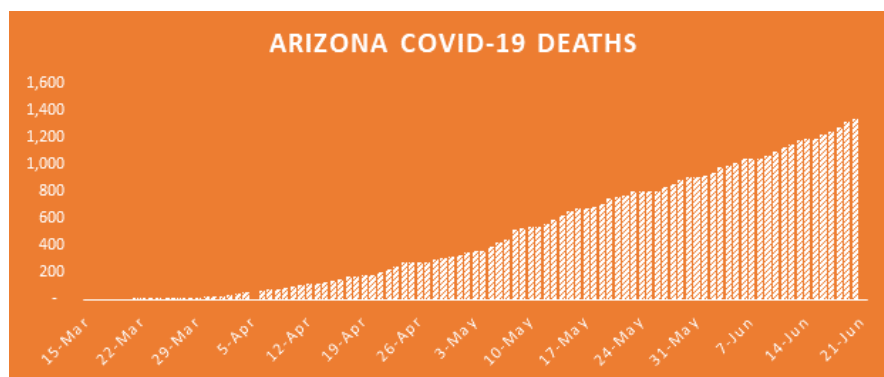
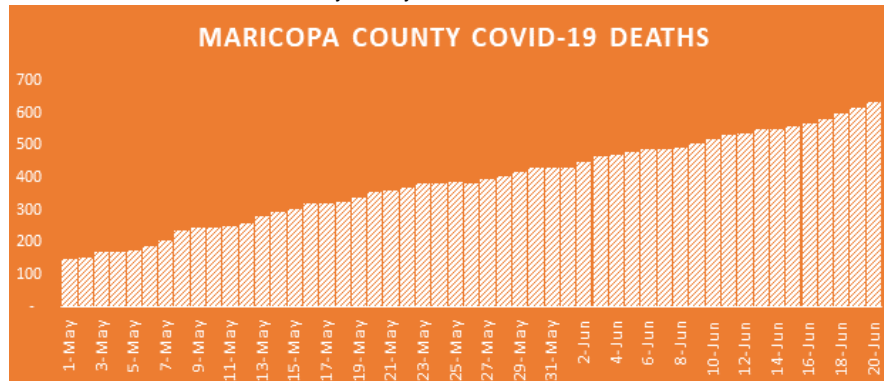


- 12,888 of these cases are in Phoenix (increase of **1,200** cases overnight)



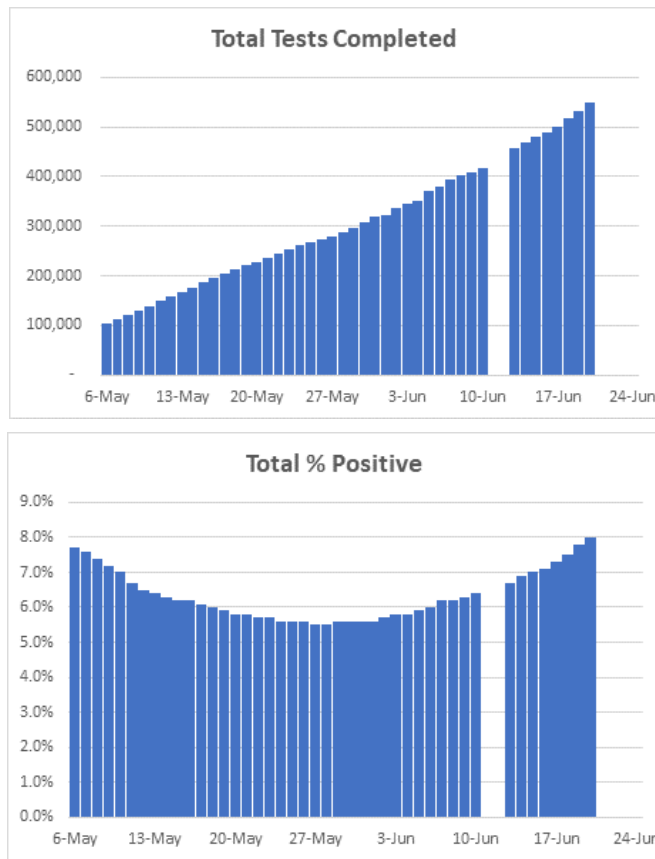
- Majority of Arizona counties are reporting positive cases of **COVID-19**
- 1,338 people have passed away from **COVID-19** in Arizona (26 new deaths overnight)
  - 633 in Maricopa County (390 in long-term care)
  - 66 in Apache County
  - 6 in Cochise County
  - 90 in Coconino County
  - 3 in Gila County
  - <3 in Graham County
  - <3 in Greenlee County
  - 3 in La Paz County
  - 72 in Mohave County
  - 95 in Navajo County
  - 242 in Pima County

- 50 in Pinal County
- 13 in Santa Cruz County
- 7 in Yavapai County
- 55 in Yuma County
- Below is a breakdown of death cases by county and state



- The city has had 129 total cases of COVID-19
  - One person (a city employee) has passed away who confirmed positive for COVID-19
  - In addition, the city has 128 confirmed positive employees (17 new overnight). There are 11 in Aviation, 1 in the City Council Department, 1 in City Manager's Office, 1 in Convention Center, 2 in Finance, 19 in Fire, 1 in Government Relations, 1 in Housing, 4 in Human Resources, 4 in Human Services, 1 in Information Technology, 1 in Law, 6 in Municipal Court, 12 in Parks, 1 in Planning & Development, 29 in Police, 1 in Public Transit, 15 in Public Works, 1 in Retirement, 6 in Streets, and 11 in Water Services
  - Current status: 32 of the 129 confirmed positive cases have returned to work
- As of today, there are 2,228,368 positive cases nationwide
  - There have been 119,241 deaths to date nationwide
- As of today, there are 8,705,724 positive cases worldwide
  - There have been 461,037 deaths to date worldwide
- With the push for additional testing throughout the state (Testing Blitz) new graphics have been added, taken from the Arizona Department of Health Services online Dashboard, showing the number of tests conducted, and percentage of positive cases resulting from testing

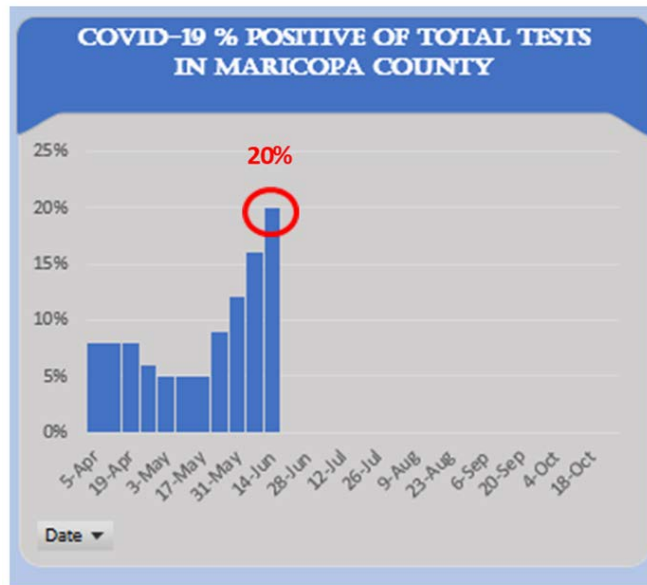
Total Statewide Tests Completed	549,274	Total Percent Positive	8%
---------------------------------	---------	------------------------	----



#### Countywide Testing

- Test results are for PCR (Nasal Swab) testing only for Maricopa County
- Test results are delayed by 7-10 days and may be subject to update when additional test results are received

Date	Population Tested	Positive Tests	Maricopa County Testing - % Positive in Population	Total Tested	Total Positives	Maricopa County - % Positive in Population
5-Apr	6,308	505	8.0%	6,308	505	8.0%
12-Apr	6,191	495	8.0%	12,499	1,000	8.0%
19-Apr	7,758	621	8.0%	20,257	1,621	8.0%
26-Apr	14,195	852	6.0%	34,452	2,472	7.2%
3-May	22,311	1,116	5.0%	56,763	3,588	6.3%
10-May	27,050	1,353	5.0%	83,813	4,940	5.9%
17-May	21,260	1,063	5.0%	105,073	6,003	5.7%
24-May	21,939	1,975	9.0%	127,012	7,978	6.3%
31-May	29,645	3,557	12.0%	156,657	11,535	7.4%
7-Jun	41,582	6,653	16.0%	198,239	18,188	9.2%
14-Jun	20,164	4,033	20.0%	218,403	22,221	10.2%



ZIP CODE	Population	20-Jun	Infection Rate (X/1000)
85003	9,369	74	7.9
85004	4,965	51	10.3
85006	25,742	240	9.3
85007	14,040	239	17.0
85008	56,145	728	13.0
85009	52,520	876	16.7
85012	6,390	61	9.5
85013	19,314	153	7.9
85014	24,782	320	12.9
85015	37,644	506	13.4
85016	33,896	432	12.7
85017	38,872	435	11.2
85018	36,065	241	6.7
85019	25,042	374	14.9
85020	32,850	195	5.9
85021	37,743	332	8.8
85022	46,395	206	4.4
85023	31,274	157	5.0
85024	22,898	90	3.9
85027	37,140	121	3.3
85028	19,157	61	3.2
85029	43,233	285	6.6
85031	30,493	445	14.6
85032	65,485	408	6.2
85033	53,037	855	16.1
85034	5,582	86	15.4
85035	47,486	760	16.0
85037	44,771	645	14.4
85040	29,352	352	12.0
85041	54,947	703	12.8



Resource Type	Total Beds	Number in Use	Percentage in Use
Adult Intensive Care Beds	1,548	1,405	85%
Emergency Department Beds	2,211	1,022	44%
Inpatient Beds	7,164	6,598	84%
Ventilators	1,788	744	43%

**Number of COVID-19 Cases Hospitalized:**

Resource Type	Total Beds	Number in Use	Percentage in Use
Adult Intensive Care Beds	1,548	1,405	85%
Emergency Department Beds	2,211	1,022	44%
Inpatient Beds	7,164	6,598	84%
Ventilators	1,788	744	43%

**Service Delivery Updates:**

---

**Fire Service Delivery:**

- As of today, service delivery capacity levels remain at 100% with no negative impacts
- Demand for Fire Department service delivery is trending at levels consistent with 2018 and 2019 for the same time periods
- Staffing levels remain high, staff continue to make themselves available to work if needed
- Over the past 24 hours Fire responded to 38 calls for service identified as potential COVID-19 incidents within the City of Phoenix
  - 2.1% increase for the prior 24-hour period, making for a total of 1,839 incidents to date
  - Of the 38 incidents, 20 patients were transported to a hospital
- Confirmed contacts with COVID-19 infected patients by FD members while providing service is now at 170
- The Fire Department has had another employee test positive. The Department has now had a total of 18 employees that have tested positive for COVID-19.
  - 14 sworn and 4 non-sworn
  - A Fire Department Cadet (volunteer) has also tested positive
- Fire Department responded to 804 total calls for service over past 24 hours

**Police Service Delivery:**

- As of June 20, the demand for service has not changed significantly and no issues with staffing have been reported
- Overnight 2 calls for service in reference to public gatherings
  - To date, zero citations have been issued
- There was a total of 77 arrests overnight
- There was a total of 5,372 calls for service received

**From:** [Lisa Fernandez](#)  
**To:** [Kate Gallego](#); [Clark T Princell](#); [Heather M Ross](#); [Annie DeGraw](#)  
**Cc:** [Daniel R Perez](#)  
**Subject:** FW: CITY OF PHOENIX COVID-19 JUNE 19TH AFTERNOON UPDATE  
**Date:** Friday, June 19, 2020 5:47:04 PM  
**Attachments:** [image001.png](#)  
[image002.png](#)  
[image003.png](#)  
[image004.png](#)  
[image005.png](#)  
[image006.png](#)  
[image007.png](#)  
[image008.png](#)  
[image009.png](#)  
[image010.png](#)  
[MaskUp FAQ Publisher Spanish.pdf](#)  
[MaskUp FAQ Publisher.pdf](#)  
[MaskUp - Poster FINAL.pdf](#)  
[CITY OF PHOENIX COVID-19 JUNE 19 AFTERNOON UPDATE.docx](#)

---

Lisa Fernandez  
Chief of Staff  
Office of Mayor Kate Gallego  
[REDACTED] (cell)  
602-534-3274 (office)  
[lisa.fernandez@phoenix.gov](mailto:lisa.fernandez@phoenix.gov)



---

**From:** Stephanie Bracken <Stephanie.Bracken@phoenix.gov>  
**Date:** Friday, June 19, 2020 at 5:34 PM  
**To:** PCC ALL <pcc.all@phoenix.gov>  
**Cc:** Lisa Fernandez <lisa.fernandez@phoenix.gov>  
**Subject:** CITY OF PHOENIX COVID-19 JUNE 19TH AFTERNOON UPDATE

**Note:** the below report highlights new information from overnight and today. A full report with detailed information is attached for reference.

## **CITY OF PHOENIX COVID-19 JUNE 19TH AFTERNOON UPDATE**

### **OEM Incidents Update:**

- The EOC remains active as a virtual center operating from the Emergency Management office at Phoenix City Hall
- PPE supplies continue to hold
  - N95 mask quantity is currently at an estimated 6-week supply for Public Safety at the current burn rate
- **One day rise in COVID-19 cases again set new records at the State, County and City levels**
  - State's previous record was 2,519 on June 18<sup>th</sup>
  - County's previous record was 1,608 on June 18<sup>th</sup>



- **City of Phoenix previous record was 817 on June 15<sup>th</sup>**

## **New Department Updates:**

---

### **COVID-19 Face Covering Requirement Outreach Efforts Overview:**

#### Communications Office

- [News release](#) and FAQs (attached) published to City webpages. FAQs in English and Spanish
- Social media campaign on all City accounts, Spanish language account and shared with department PIOs for department accounts
- Webpage hero image, top banner and what's happening slider updated with campaign graphics
- Article added to the July issue of the PAYS City Services bill
- Legends Entertainment District Digital Billboard campaign
- PHXTV PSAs in progress

#### Police Department

- NextDoor social media campaign
- Facebook Live interview on education of new requirement

#### Human Services Department

- **Mask** requirement and FAQs flyer provided to staff to share with Senior Center and Head Start users
- **Mask** requirement and FAQs flyer provided to CBI staff for PHX C.A.R.E.S outreach

#### Neighborhood Services/Planning and Development

- **Mask** requirement and FAQs flyer provided to PDD and NSD inspectors to share with community

#### Phoenix Convention Center

- Convention Center digital billboard campaign

#### Community and Economic Development

- Business focused posters sent to Phoenix businesses through CEDD.

#### Public Transit

- **Mask** requirement and FAQs flyer provided to Public Transit Department to share with transit riders

#### Water Services Department

- **Mask** requirement and FAQs flyer provided to Water Pay Stations

### **Parks and Recreation:**

- A day camp for city employees' children is offered Monday to Friday from 7 a.m. to 7 p.m., with extended hours until 9 p.m. available, should a participant need it and coordinate that with facility staff. This camp is available at three facilities
  - **33** children attended youth camp today
  - As of today, there are 91 employees registered and around 120 employees are interested in the youth camps
  - All three of the centers were utilized today

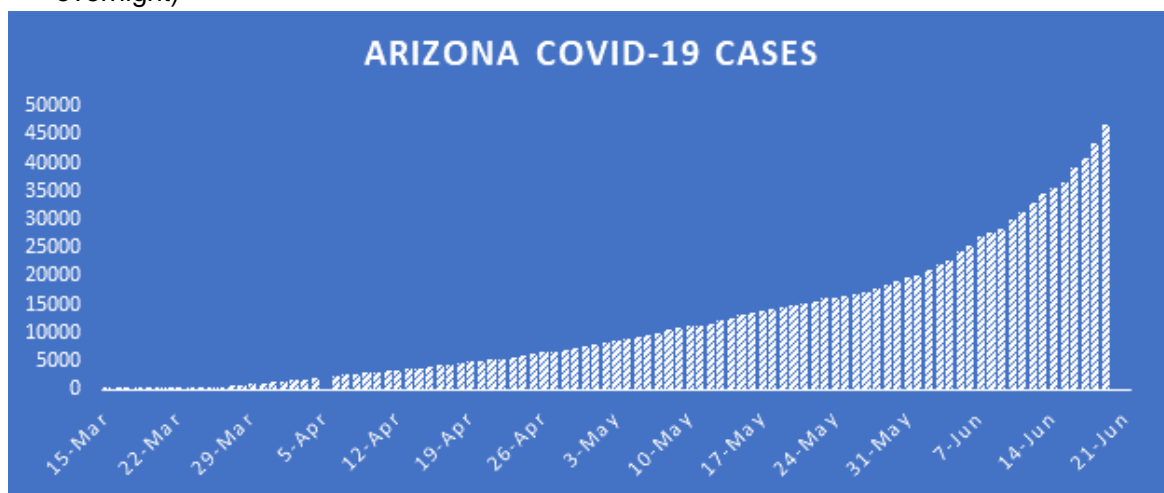
## PHX311 Updates:

- Current Hours of Operation: M-F 8 a.m. – 5 p.m. Weekend 9 a.m. – 3 p.m.
- Today's Stats as of 4 p.m.:
  - 39 total inquiries
- Trending Topics:
  - Mayor's Office: Face Coverings Declaration
  - City Services: Water/ Trash Services

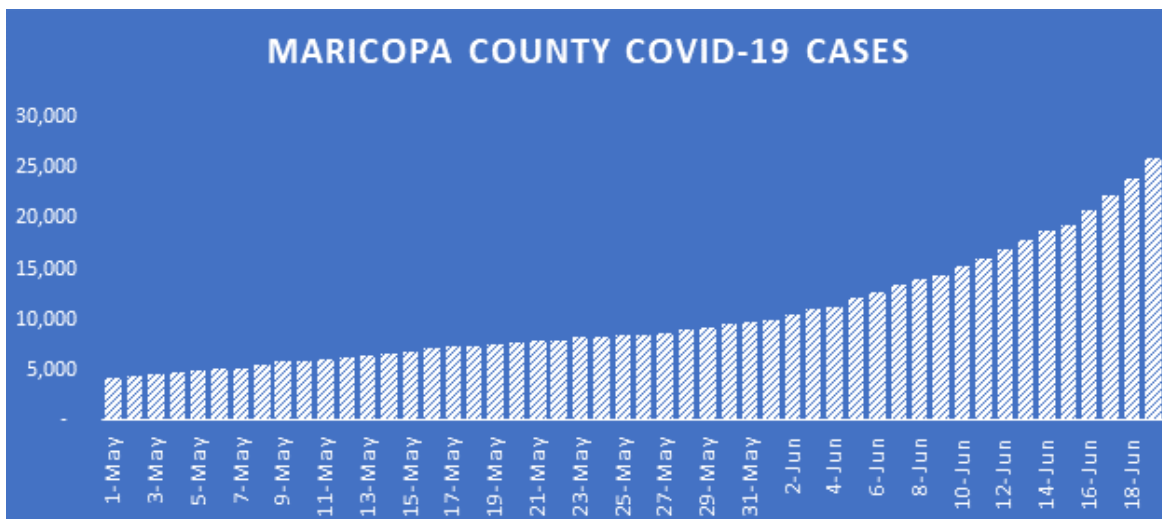
## Active Cases:

Confirmed COVID-19 Cases by City Employees, World, Country, State & County					
Updated: June 19, 2020					
CITY DEPARTMENT	CITY OF PHOENIX EMPLOYEES	WORLDWIDE	NATIONAL	ARIZONA	MARICOPA COUNTY
Aviation	9				
City Council Department	1				
City Manager's Office	1				
Convention Center Department	1				
Finance Department	2				
Fire Department	17				
Government Relations	1				
Housing Department	1				
Human Resources Department	4				
Human Services Department	3				
Information Technology Department	1				
Law Department	1				
Municipal Court	6				
Parks and Recreation	10				
Planning & Development Department	1				
Police Department	23				
Public Transit Department	1				
Public Works Department	13				
Retirement Department	1				
Streets Department	5				
Water Services Department	10				
TOTAL	112	8,520,761	2,192,279	46,689	25,999

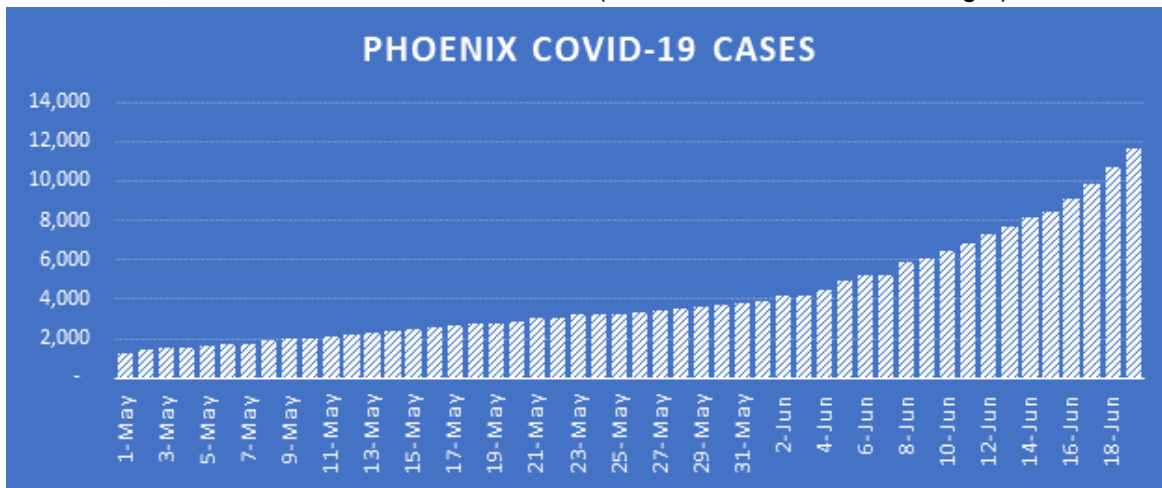
- As of today, there are 46,689 confirmed cases in Arizona (increase of **3,246** cases overnight)



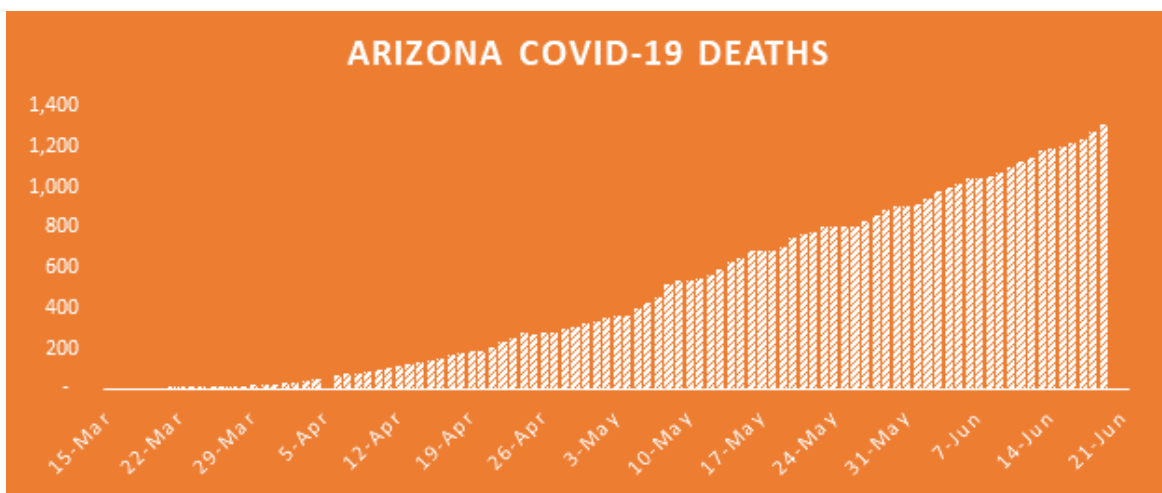
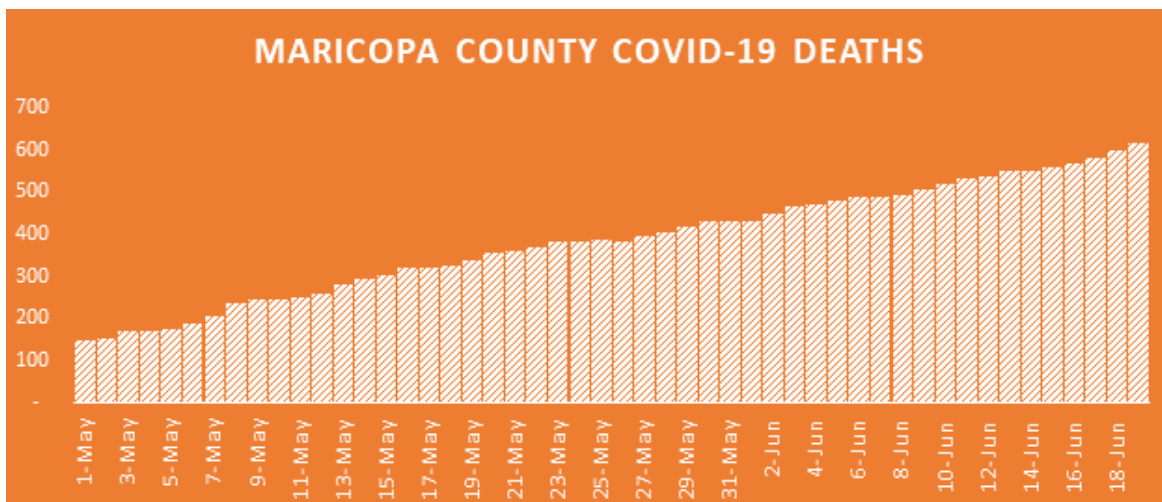
- 25,999 of these cases are in Maricopa County (increase of **2,119** cases overnight)
  - long-term care was not reported today



- 11,688 of these cases are in Phoenix (increase of **994** cases overnight)

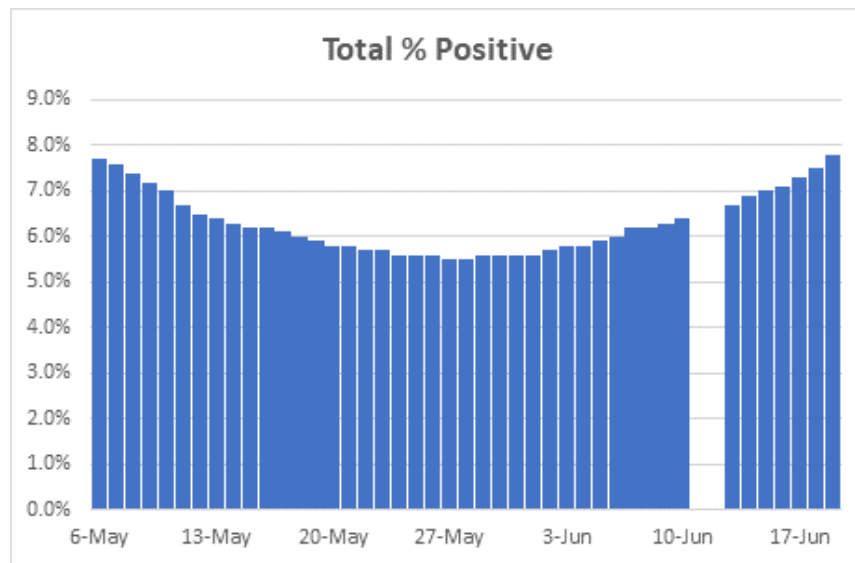
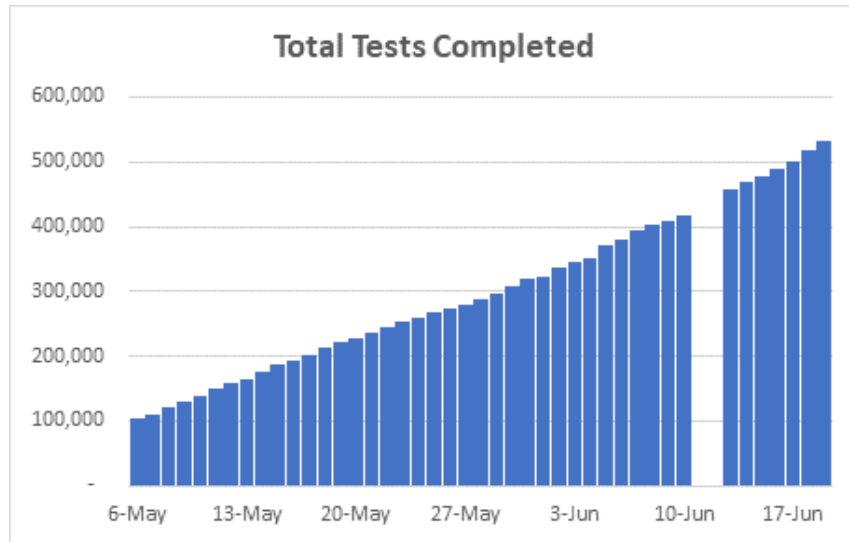


- Majority of Arizona counties are reporting positive cases of **COVID-19**
- 1,312 people have passed away from **COVID-19** in Arizona (41 new deaths overnight)
  - 615 in Maricopa County (long-term care not reported today)
  - 63 in Apache County
  - 6 in Cochise County
  - 90 in Coconino County
  - 3 in Gila County
  - <3 in Graham County
  - <3 in Greenlee County
  - 3 in La Paz County
  - 72 in Mohave County
  - 95 in Navajo County
  - 240 in Pima County
  - 49 in Pinal County
  - 14 in Santa Cruz County
  - 7 in Yavapai County
  - 52 in Yuma County
- Below is a breakdown of death cases by county and state



- The city has had 112 total cases of COVID-19
  - One person (a city employee) has passed away who confirmed positive for COVID-19
  - In addition, the city has 111 confirmed positive employees (twelve new overnight).  
There are 9 in Aviation, 1 in the City Council Department, 1 in City Manager's Office, 1 in Convention Center, 2 in Finance, 17 in Fire, 1 in Government Relations, 1 in Housing, 4 in Human Resources, 3 in Human Services, 1 in Information Technology, 1 in Law, 6 in Municipal Court, 10 in Parks, 1 in Planning & Development, 23 in Police, 1 in Public Transit, 13 in Public Works, 1 in Retirement, 5 in Streets, and 10 in Water Services
  - Current status: 31 of the 112 confirmed positive cases have returned to work
- As of today, there are 2,192,279 positive cases nationwide
  - There have been 118,467 deaths to date nationwide
- As of today, there are 8,520,761 positive cases worldwide
  - There have been 454,625 deaths to date worldwide
- With the push for additional testing throughout the state (Testing Blitz) new graphics have been added, taken from the Arizona Department of Health Services online Dashboard, showing the number of tests conducted, and percentage of positive cases resulting from testing

Total Statewide Tests Completed	532,697	Total Percent Positive	7.8
---------------------------------	---------	------------------------	-----



ZIP CODE	Population	19-Jun
85003	9,369	64
85004	4,965	48
85006	25,742	225
85007	14,040	223
85008	56,145	673
85009	52,520	756
85012	6,390	52
85013	19,314	136
85014	24,782	300
85015	37,644	464
85016	33,896	347
85017	38,872	391
85018	36,065	184
85019	25,042	339
85020	32,850	181

85021	37,743	309
85022	46,395	185
85023	31,274	136
85024	22,898	81
85027	37,140	111
85028	19,157	55
85029	43,233	259
85031	30,493	408
85032	65,485	369
85033	53,037	787
85034	5,582	75
85035	47,486	700
85037	44,771	585
85040	29,352	326
85041	54,947	651
85042	40,962	366
85043	30,560	376
85044	37,993	141
85045	7,238	10
85048	33,449	120
85050	25,736	81
85051	40,375	342
85053	28,480	134
85054	5,384	33
85083	18,104	64
85085	17,517	74
85086	40,495	106
85087	7,708	16
85339	45,746	405
<b>Total</b>	<b>1,366,376</b>	<b>11,688</b>
<b>Increase from Prior Day</b>		<b>994</b>

#### Regional Hospitals Status:

- Hospitals across the region continue to be below maximum capacity
- Department of Health Services recently corrected their total bed count removing “Surge” to more accurately portray capacity

#### Hospital Resource Status (Reported):

Resource Type	Total Beds	Number in Use	Percentage in Use
Adult Intensive Care Beds	1,664	1,396	84%
Emergency Department Beds	2,293	1,099	48%
Inpatient Beds	7,835	6,633	85%
Ventilators	1,712	726	42%

#### Number of COVID-19 Cases Hospitalized:

Resources by Type in Use for COVID-19 Cases	Number in Use	Percentage in Use

Adult Intensive Care Beds	519	31%
Emergency Department Beds	964	42%
Inpatient Beds	1,832	23%
Ventilators	362	21%



**From:** [Lisa Fernandez](#)  
**To:** [Kate Gallego](#); [Clark T Princell](#); [Annie DeGraw](#); [Heather M Ross](#)  
**Cc:** [Daniel R Perez](#)  
**Subject:** FW: CITY OF PHOENIX COVID-19 JUNE 19TH MORNING UPDATE  
**Date:** Friday, June 19, 2020 11:27:25 AM  
**Attachments:** [image001.png](#)  
[image002.png](#)  
[image003.png](#)  
[image004.png](#)  
[image005.png](#)  
[image006.png](#)  
[image007.png](#)  
[image008.png](#)  
[image009.png](#)  
[image010.png](#)

---

Lisa Fernandez  
Chief of Staff  
Office of Mayor Kate Gallego  
[REDACTED] (cell)  
602-534-3274 (office)  
[lisa.fernandez@phoenix.gov](mailto:lisa.fernandez@phoenix.gov)



---

**From:** Stephanie Bracken <Stephanie.Bracken@phoenix.gov>  
**Date:** Friday, June 19, 2020 at 11:23 AM  
**To:** PCC ALL <pcc.all@phoenix.gov>  
**Cc:** Lisa Fernandez <lisa.fernandez@phoenix.gov>  
**Subject:** CITY OF PHOENIX COVID-19 JUNE 19TH MORNING UPDATE

**Note:** The morning report is a brief overview of incidents and new statistics from overnight. A full report with detailed information will be provided in the afternoon.

## **CITY OF PHOENIX COVID-19 JUNE 19<sup>TH</sup> MORNING UPDATE**

### **OEM Incidents Update:**

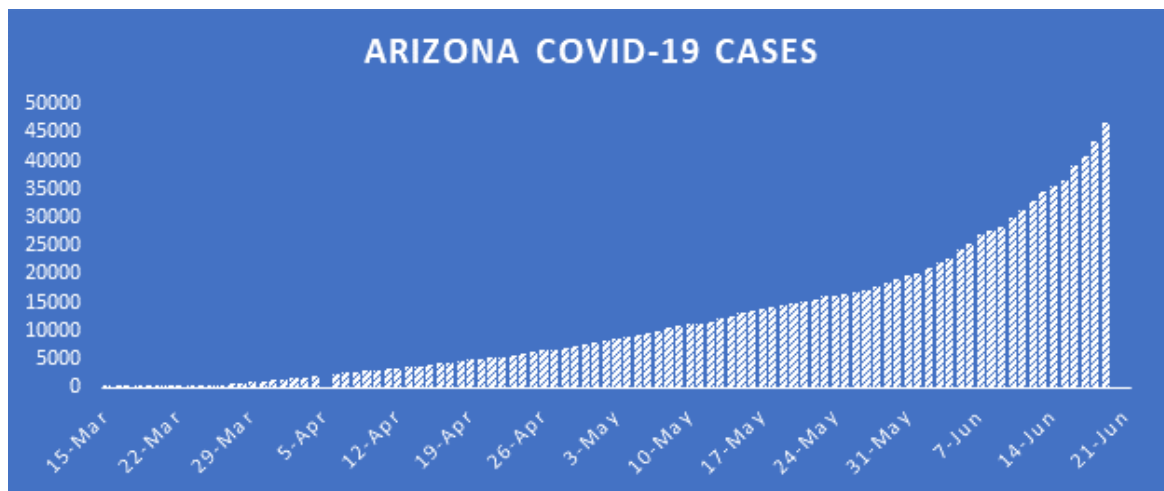
---

- The EOC remains active as a virtual center operating from the Emergency Management office at Phoenix City Hall
- PPE supplies continue to hold
  - N95 mask quantity is currently at an estimated 6-8 week supply for Public Safety at the current burn rate
- **One day rise in COVID-19 cases again set new records at the State, County and City levels**
  - State's previous record was 2,519 on June 18<sup>th</sup>
  - County's previous record was 1,608 on June 18<sup>th</sup>
  - City of Phoenix previous record was 817 on June 15<sup>th</sup>

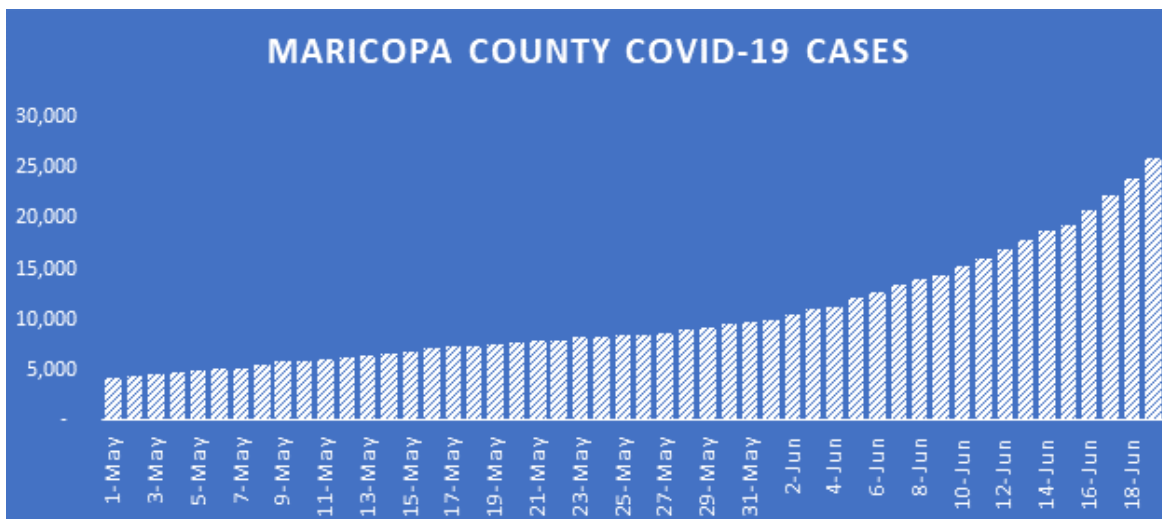
## Active Cases:

Confirmed COVID-19 Cases by City Employees, World, Country, State & County					
Updated: June 19, 2020					
CITY DEPARTMENT	CITY OF PHOENIX EMPLOYEES	WORLDWIDE	NATIONAL	ARIZONA	MARICOPA COUNTY
Aviation	9				
City Council Department	1				
City Manager's Office	1				
Convention Center Department	1				
Finance Department	2				
Fire Department	17				
Government Relations	1				
Housing Department	1				
Human Resources Department	4				
Human Services Department	3				
Information Technology Department	1				
Law Department	1				
Municipal Court	6				
Parks and Recreation	10				
Planning & Development Department	1				
Police Department	23				
Public Transit Department	1				
Public Works Department	13				
Retirement Department	1				
Streets Department	5				
Water Services Department	10				
TOTAL	112	8,520,761	2,192,279	46,689	25,999

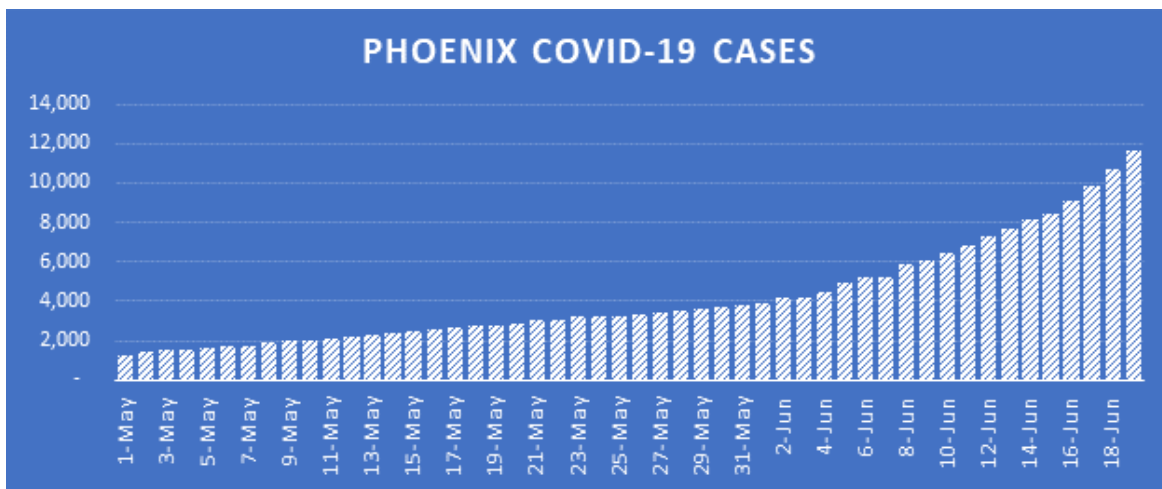
- As of today, there are 46,689 confirmed cases in Arizona (increase of **3,246** cases overnight)



- 25,999 of these cases are in Maricopa County (increase of **2,119** cases overnight)
  - long-term care was not reported today



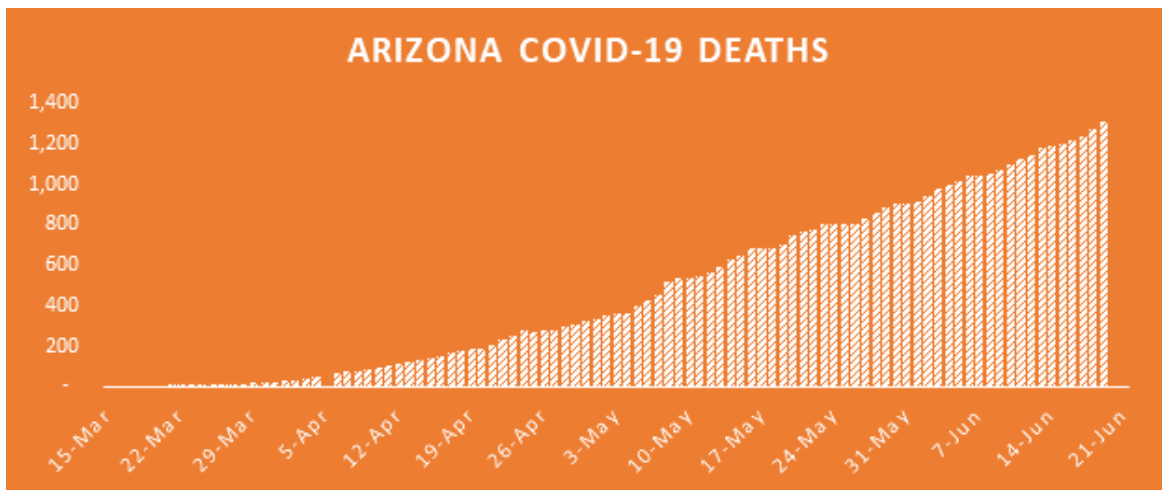
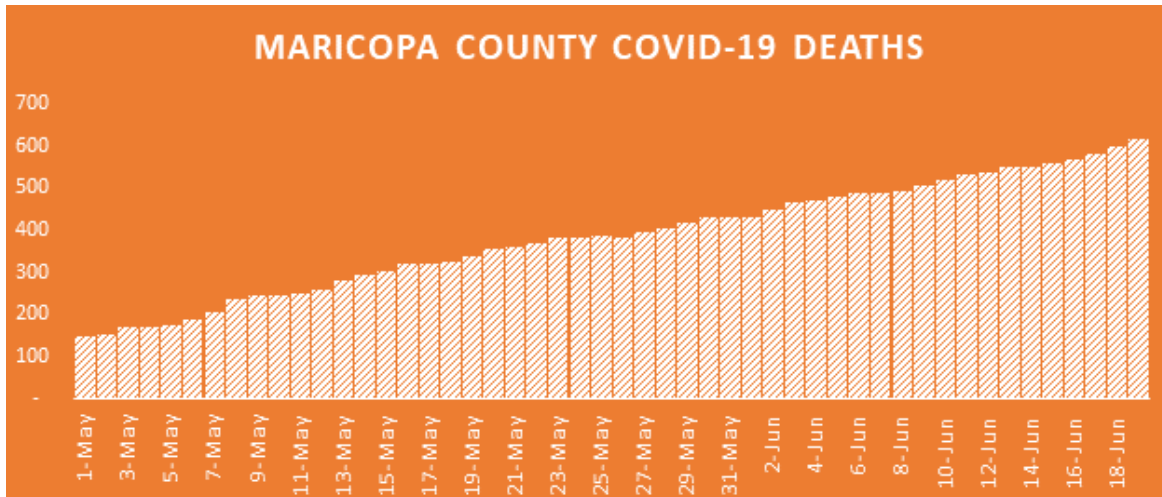
- 11,688 of these cases are in Phoenix (increase of **994** cases overnight)



- Majority of Arizona counties are reporting positive cases of **COVID-19**
- 1,312 people have passed away from **COVID-19** in Arizona (41 new deaths overnight)
  - 615 in Maricopa County (long-term care not reported today)
  - 63 in Apache County
  - 6 in Cochise County
  - 90 in Coconino County
  - 3 in Gila County
  - <3 in Graham County
  - <3 in Greenlee County
  - 3 in La Paz County
  - 72 in Mohave County
  - 95 in Navajo County
  - 240 in Pima County
  - 49 in Pinal County
  - 14 in Santa Cruz County
  - 7 in Yavapai County

52 in Yuma County

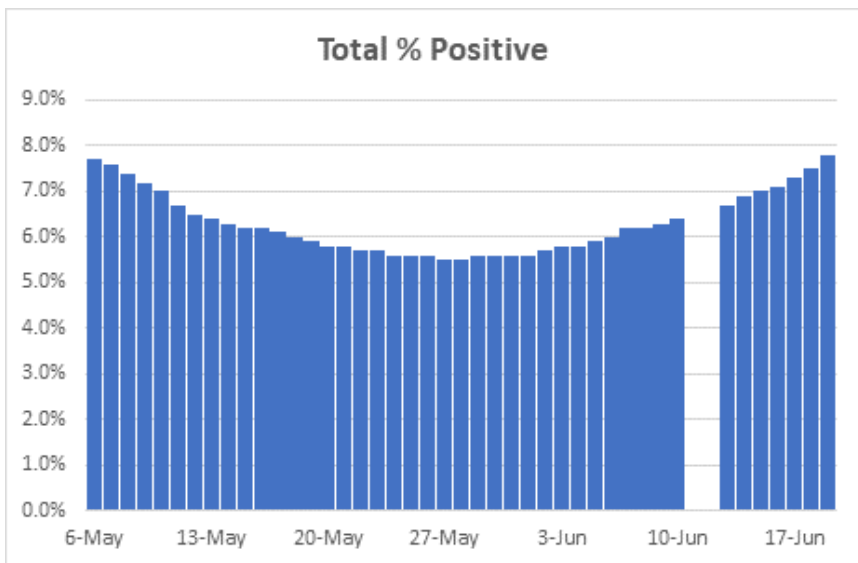
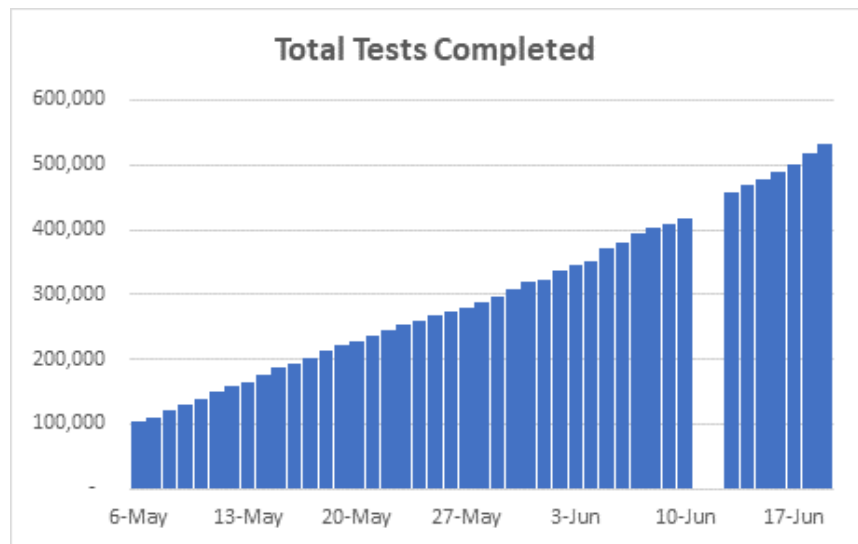
- Below is a breakdown of death cases by county and state



- The city has had 112 total cases of COVID-19
  - One person (a city employee) has passed away who confirmed positive for COVID-19
  - In addition, the city has 111 confirmed positive employees (twelve new overnight).  
There are 9 in Aviation, 1 in the City Council Department, 1 in City Manager's Office, 1 in Convention Center, 2 in Finance, 17 in Fire, 1 in Government Relations, 1 in Housing, 4 in Human Resources, 3 in Human Services, 1 in Information Technology, 1 in Law, 6 in Municipal Court, 10 in Parks, 1 in Planning & Development, 23 in Police, 1 in Public Transit, 13 in Public Works, 1 in Retirement, 5 in Streets, and 10 in Water Services
  - Current status: 31 of the 112 confirmed positive cases have returned to work
- As of today, there are 2,192,279 positive cases nationwide
  - There have been 118,467 deaths to date nationwide
- As of today, there are 8,520,761 positive cases worldwide
  - There have been 454,625 deaths to date worldwide
- With the push for additional testing throughout the state (Testing Blitz) new graphics have been added, taken from the Arizona Department of Health Services online Dashboard, showing the number of tests conducted, and percentage of positive cases resulting from testing

--	--	--	--

<b>Total Statewide Tests Completed</b>	<b>532,697</b>	<b>Total Percent Positive</b>	<b>7.8</b>
----------------------------------------	----------------	-------------------------------	------------



ZIP CODE	Population	19-Jun
85003	9,369	64
85004	4,965	48
85006	25,742	225
85007	14,040	223
85008	56,145	673
85009	52,520	756
85012	6,390	52
85013	19,314	136
85014	24,782	300
85015	37,644	464

85016	33,896	347
85017	38,872	391
85018	36,065	184
85019	25,042	339
85020	32,850	181
85021	37,743	309
85022	46,395	185
85023	31,274	136
85024	22,898	81
85027	37,140	111
85028	19,157	55
85029	43,233	259
85031	30,493	408
85032	65,485	369
85033	53,037	787
85034	5,582	75
85035	47,486	700
85037	44,771	585
85040	29,352	326
85041	54,947	651
85042	40,962	366
85043	30,560	376
85044	37,993	141
85045	7,238	10
85048	33,449	120
85050	25,736	81
85051	40,375	342
85053	28,480	134
85054	5,384	33
85083	18,104	64
85085	17,517	74
85086	40,495	106
85087	7,708	16
85339	45,746	405
<b>Total</b>	<b>1,366,376</b>	<b>11,688</b>
<b>Increase from Prior Day</b>		<b>994</b>

### COVID-19 Decision-Making Dashboard (Maricopa County data)

This dashboard has been developed based upon metrics identified at the county level to inform decision-making as COVID-19 progresses. The Office of Homeland Security and Emergency Management is working with Information Technology Systems for how to best share this data. It must be understood that this is a snapshot in time and may differ from hour to hour as information continues to be updated by the source organization.

*The dashboard has not yet been updated due to the Maricopa County Public Health data not being available at the time of this report. It will be updated for the afternoon report if data is available.*

#### PHX311 Updates:

---

- Current Hours of Operation: M-F 8 a.m. – 5 p.m. Weekend 9 a.m. – 3 p.m.
- Yesterday's Stats:
  - 47 total inquiries
- Trending Topics:
  - 11 COVID-19 Related Inquiries
  - 7 City Service Line Related Inquiries
  - 29 Miscellaneous Inquiries

#### Regional Hospitals Status:

---

- Hospitals across the region continue to be below maximum capacity
- Department of Health Services recently corrected their total bed count removing "Surge" to more accurately portray capacity

#### Hospital Resource Status (Reported):

Resource Type	Total Beds	Number in Use	Percentage in Use
Adult Intensive Care Beds	1,664	1,396	84%
Emergency Department Beds	2,293	1,099	48%
Inpatient Beds	7,835	6,633	85%
Ventilators	1,712	726	42%

#### Number of COVID-19 Cases Hospitalized:

Resources by Type in Use for COVID-19 Cases	Number in Use	Percentage in Use
Adult Intensive Care Beds	519	31%
Emergency Department Beds	964	42%
Inpatient Beds	1,832	23%
Ventilators	362	21%

#### Service Delivery Updates:

---

##### Fire Service Delivery:



- As of today, service delivery capacity levels remain at 100% with no negative impacts
- Demand for Fire Department service delivery is trending at levels consistent with 2018 and 2019 for the same time periods
- Staffing levels remain high, staff continue to make themselves available to work if needed
- Over the past 24 hours Fire responded to 38 calls for service identified as potential COVID-19 incidents within the City of Phoenix
  - 2.2% increase for the prior 24-hour period, making for a total of 1,801 incidents to date
  - Of the 38 incidents, 18 patients were transported to a hospital
- Confirmed contacts with COVID-19 infected patients by FD members while providing service is now at 170
- The Fire Department has had another employee test positive. The Department has now had a total of 15 employees that have tested positive for COVID-19.
  - 12 sworn and 3 non-sworn (6 of the 12 employees are back to work)
  - A Fire Department Cadet (volunteer) has tested positive
- Fire Department responded to 694 total calls for service over past 24 hours

#### **Police Service Delivery:**

- As of June 19, the demand for service has not changed significantly and no issues with staffing have been reported
- Overnight 0 calls for service in reference to public gatherings
  - To date, zero citations have been issued
- 2 calls were made with recommendation for PPE
- There was a total of 102 arrests overnight
- There was a total of 5,718 calls for service received

**From:** [Lisa Fernandez](#)  
**To:** [Kate Gallego](#); [Clark T Princell](#); [Annie DeGraw](#); [Heather M Ross](#)  
**Cc:** [Daniel R Perez](#)  
**Subject:** FW: CITY OF PHOENIX COVID-19 JUNE 18TH AFTERNOON UPDATE  
**Date:** Thursday, June 18, 2020 6:56:43 PM  
**Attachments:** [image001.png](#)  
[image002.png](#)  
[image003.png](#)  
[image004.png](#)  
[image005.png](#)  
[image006.png](#)  
[image007.png](#)  
[image008.png](#)  
[image009.png](#)  
[image010.png](#)  
[CITY OF PHOENIX COVID-19 JUNE 18 AFTERNOON UPDATE.docx](#)

---

Lisa Fernandez  
Chief of Staff  
Office of Mayor Kate Gallego  
[REDACTED] (cell)  
602-534-3274 (office)  
[lisa.fernandez@phoenix.gov](mailto:lisa.fernandez@phoenix.gov)



---

**From:** Stephanie Bracken <Stephanie.Bracken@phoenix.gov>  
**Date:** Thursday, June 18, 2020 at 4:56 PM  
**To:** PCC ALL <pcc.all@phoenix.gov>  
**Cc:** Lisa Fernandez <lisa.fernandez@phoenix.gov>  
**Subject:** CITY OF PHOENIX COVID-19 JUNE 18TH AFTERNOON UPDATE

**Note:** the below report highlights new information from overnight and today. A full report with detailed information is attached for reference.

## **CITY OF PHOENIX COVID-19 JUNE 18TH AFTERNOON UPDATE**

### **OEM Incidents Update:**

---

- The EOC remains active as a virtual center operating from the Emergency Management office at Phoenix City Hall
- PPE supplies continue to hold
  - N95 mask quantity is currently at an estimated 6-week supply for Public Safety at the current burn rate
- **One day rise in COVID-19 cases again set new records at the State, County and City levels**
  - State's previous record was 2,392 on June 16<sup>th</sup>
  - County's previous record was 1,497 on June 15<sup>th</sup>
  - City of Phoenix previous record was 742 on June 15<sup>th</sup>

## New Department Updates:

---

### Parks and Recreation:

- A day camp for city employees' children is offered Monday to Friday from 7 a.m. to 7 p.m., with extended hours until 9 p.m. available, should a participant need it and coordinate that with facility staff. This camp is available at three facilities
  - **38** children attended youth camp today
  - As of today, there are 93 employees registered and around 120 employees are interested in the youth camps
  - All three of the centers were utilized today

### PHX311 Updates:

---

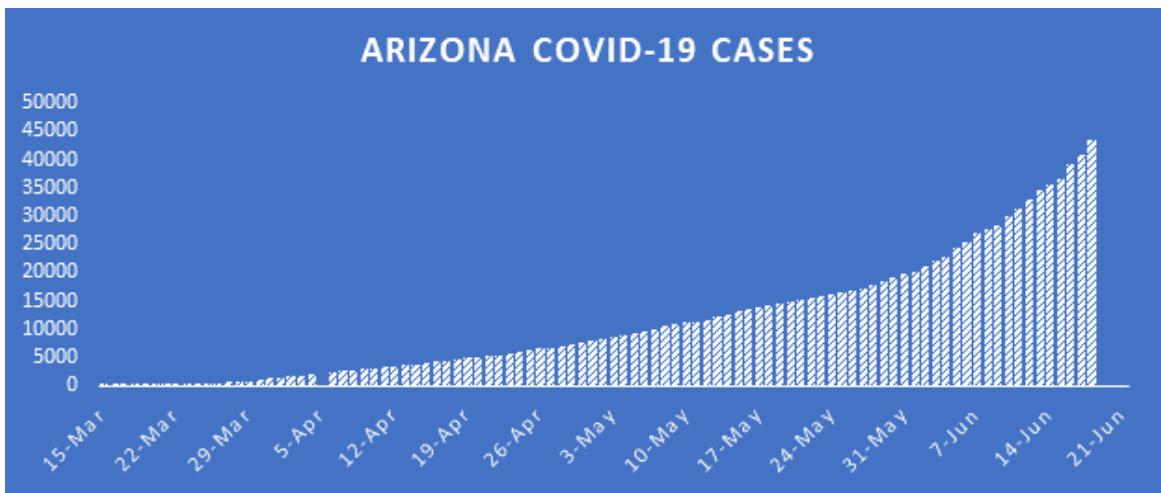
- Current Hours of Operation: M-F 8 a.m. – 5 p.m. Weekend 9 a.m. – 3 p.m.
- Today's Stats as of 4 p.m.:
  - 46 total inquiries
- Trending Topics:
  - City Services: Water/ Trash Services
  - City Clerks: License Services
  - Planning & Development Department: Planning & Zoning

### Active Cases:

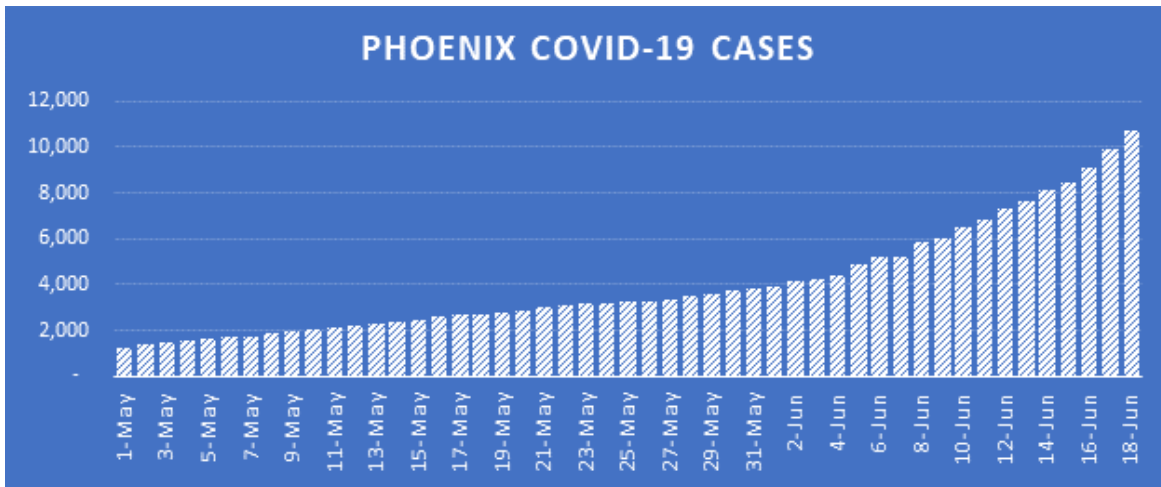
---

Confirmed COVID-19 Cases by City Employees, World, Country, State & County					
Updated: June 18, 2020					
CITY DEPARTMENT	CITY OF PHOENIX EMPLOYEES	WORLDWIDE	NATIONAL	ARIZONA	MARICOPA COUNTY
Aviation	8				
City Council Department	1				
City Manager's Office	1				
Convention Center Department	1				
Finance Department	1				
Fire Department	14				
Government Relations	1				
Housing Department	1				
Human Resources Department	3				
Human Services Department	2				
Information Technology Department	1				
Law Department	1				
Municipal Court	4				
Parks and Recreation	9				
Planning & Development Department	1				
Police Department	23				
Public Transit Department	1				
Public Works Department	13				
Retirement Department	1				
Streets Department	4				
Water Services Department	9				
<b>TOTAL</b>	<b>100</b>	<b>8,400,320</b>	<b>2,173,804</b>	<b>43,443</b>	<b>23,880</b>

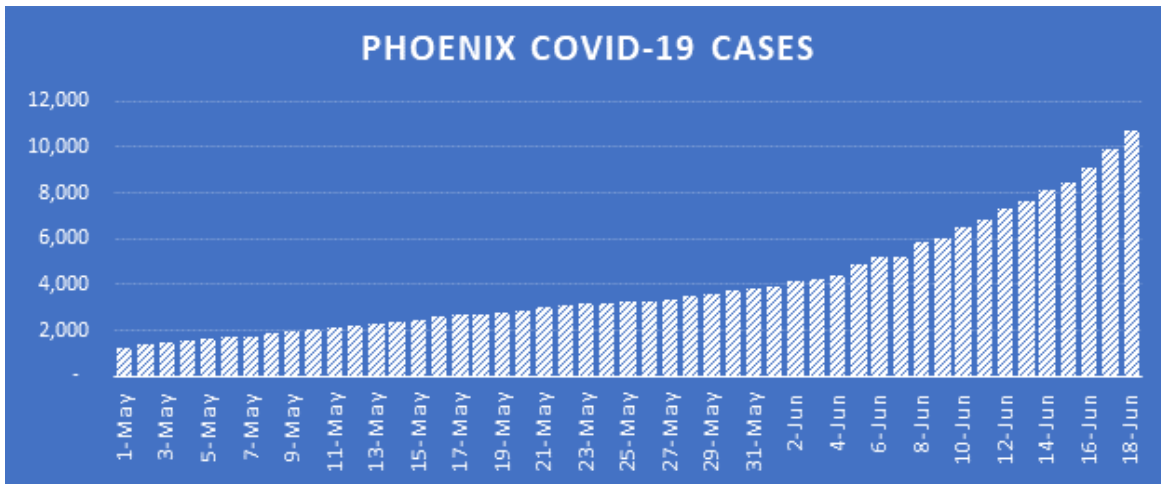
- As of today, there are 43,443 confirmed cases in Arizona (increase of **2,519** cases overnight)



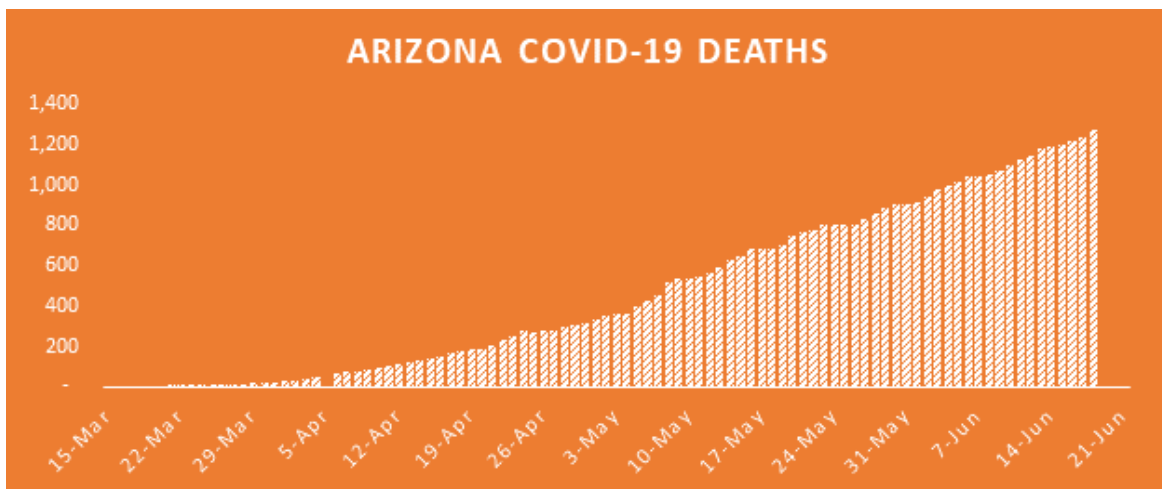
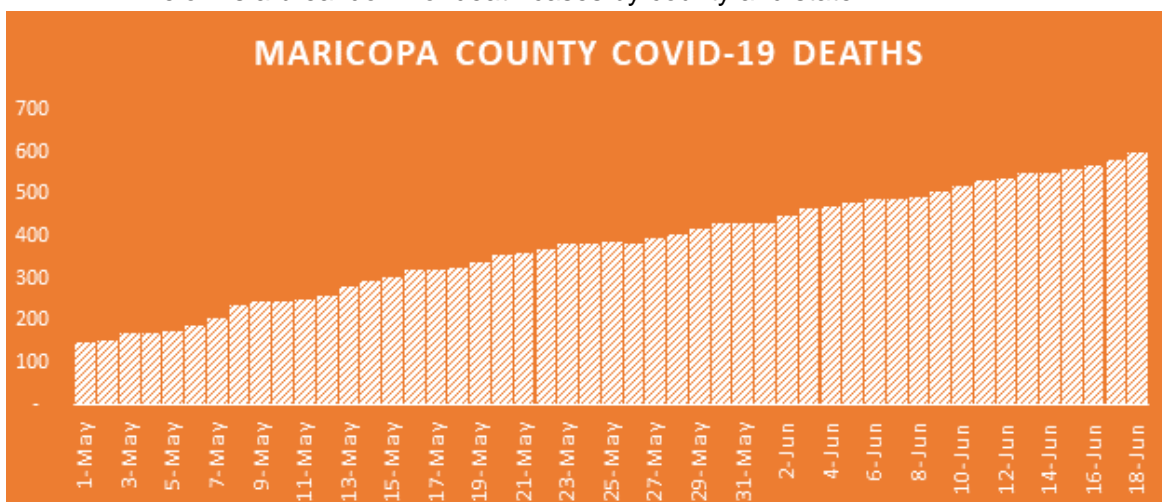
- 23,880 of these cases are in Maricopa County (increase of **1,608** cases overnight)
  - long-term care was not reported today



- 10,694 of these cases are in Phoenix (increase of **817** cases overnight)



- Majority of Arizona counties are reporting positive cases of COVID-19
- 1,271 people have passed away from COVID-19 in Arizona (32 new deaths overnight)
  - 598 in Maricopa County (long-term care not reported today)
  - 61 in Apache County
  - 5 in Cochise County
  - 88 in Coconino County
  - 3 in Gila County
  - <3 in Graham County
  - <3 in Greenlee County
  - 3 in La Paz County
  - 72 in Mohave County
  - 93 in Navajo County
  - 235 in Pima County
  - 47 in Pinal County
  - 13 in Santa Cruz County
  - 7 in Yavapai County
  - 43 in Yuma County
- Below is a breakdown of death cases by county and state

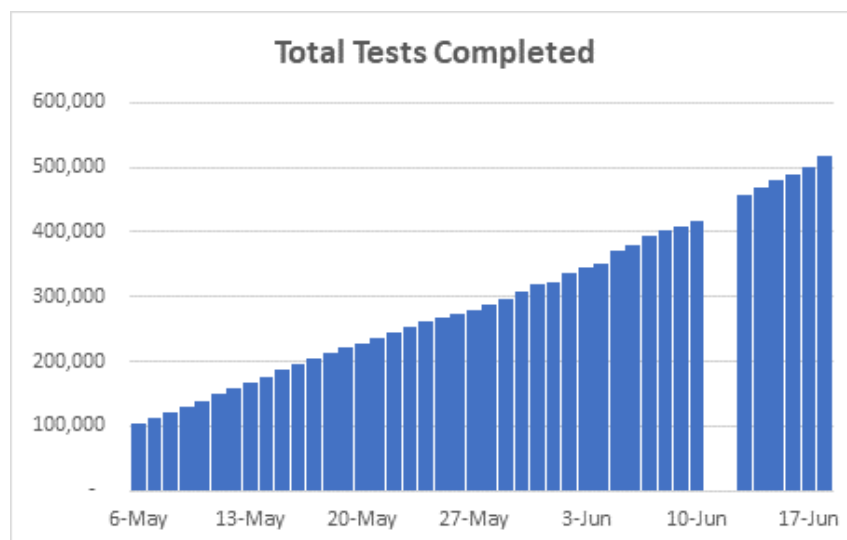


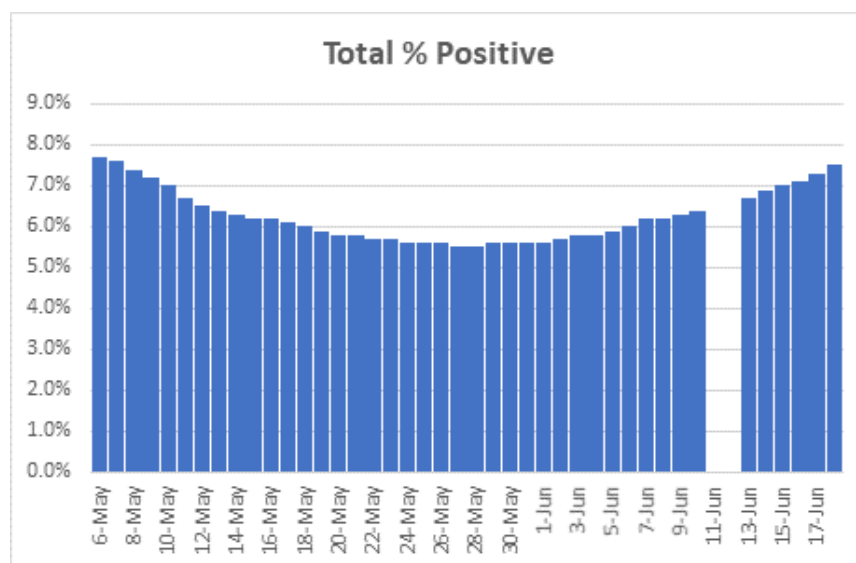
- The city has had 100 total cases of COVID-19
  - One person (a city employee) has passed away who confirmed positive for COVID-19

In addition, the city has 99 confirmed positive employees (six new overnight). There are eight in Aviation, one in the City Council Department, one in City Manager's Office, one in Convention Center, one in Finance, 14 in Fire, one in Government Relations, one in Housing, three in Human Resources, two in Human Services, one in Information Technology, one in Law, four in Municipal Court, nine in Parks, one in Planning & Development, 23 in Police, one in Public Transit, 13 in Public Works, one in Retirement, four in Streets, and nine in Water Services

- Current status: 31 of the 100 confirmed positive cases have returned to work
- As of today, there are 2,173,804 positive cases nationwide
  - There have been 118,029 deaths to date nationwide
- As of today, there are 8,400,320 positive cases worldwide
  - There have been 450,434 deaths to date worldwide
- With the push for additional testing throughout the state (Testing Blitz) new graphics have been added, taken from the Arizona Department of Health Services online Dashboard, showing the number of tests conducted, and percentage of positive cases resulting from testing

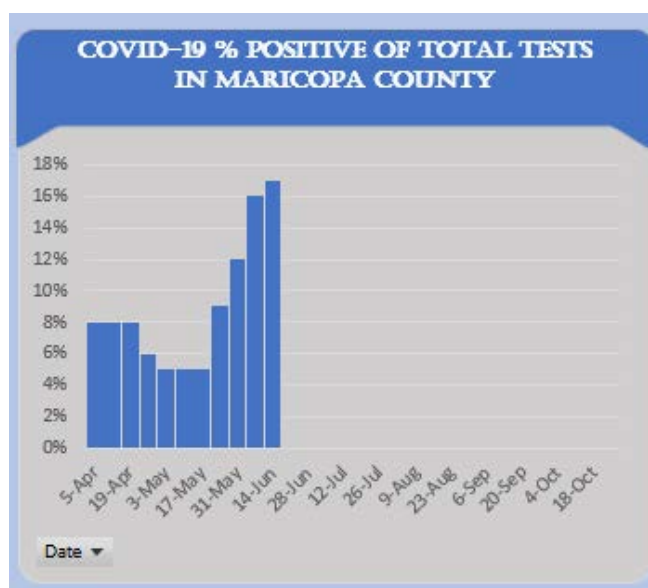
<b>Total Statewide Tests Completed</b>	<b>517,666</b>	<b>Total Percent Positive</b>	<b>7.5</b>
----------------------------------------	----------------	-------------------------------	------------





### Countywide Testing

- Test results are for PCR (Nasal Swab) testing only for Maricopa County
- Test results are delayed by 7-10 days and may be subject to update when additional test results are received



Date	Population Tested	Positive Tests	Maricopa County Testing - % Positive in Population		Total Tested	Total Positives	Maricopa County - % Positive in Population
5-Apr	6,308	505	8.0%		6,308	505	8.0%
12-Apr	6,191	495	8.0%		12,499	1,000	8.0%
19-Apr	7,758	621	8.0%		20,257	1,621	8.0%



26-Apr	14,195	852	6.0%		34,452	2,472	7.2%
3-May	22,311	1,116	5.0%		56,763	3,588	6.3%
10-May	27,050	1,353	5.0%		83,813	4,940	5.9%
17-May	21,260	1,063	5.0%		105,073	6,003	5.7%
24-May	21,939	1,975	9.0%		127,012	7,978	6.3%
31-May	29,645	3,557	12.0%		156,657	11,535	7.4%
7-Jun	39,943	6,391	16.0%		196,600	17,926	9.1%
14-Jun	6,097	1,036	17.0%		202,697	18,963	9.4%

ZIP CODE	Population	18-Jun
85003	9,369	55
85004	4,965	50
85006	25,742	195
85007	14,040	199
85008	56,145	629
85009	52,520	689
85012	6,390	51
85013	19,314	122
85014	24,782	280
85015	37,644	432
85016	33,896	308
85017	38,872	350
85018	36,065	168
85019	25,042	298
85020	32,850	170
85021	37,743	285
85022	46,395	164
85023	31,274	125
85024	22,898	70
85027	37,140	104
85028	19,157	52
85029	43,233	241

85031	30,493	366
85032	65,485	343
85033	53,037	703
85034	5,582	71
85035	47,486	650
85037	44,771	538
85040	29,352	294
85041	54,947	592
85042	40,962	340
85043	30,560	349
85044	37,993	128
85045	7,238	15
85048	33,449	109
85050	25,736	77
85051	40,375	311
85053	28,480	127
85054	5,384	27
85083	18,104	60
85085	17,517	70
85086	40,495	101
85087	7,708	16
85339	45,746	370
<b>Total</b>	<b>1,366,376</b>	<b>10694</b>
<b>Increase from Prior Day</b>		<b>817</b>

#### COVID-19 Decision-Making Dashboard (Maricopa County data)

This dashboard has been developed based upon metrics identified at the county level to inform decision-making as COVID-19 progresses. The Office of Homeland Security and Emergency Management is working with Information Technology Systems for how to best share this data. It must be understood that this is a snapshot in time and may differ from hour to hour as information continues to be updated by the source organization.

*The dashboard has not yet been updated due to the Maricopa County Public Health data not being available at the time of this report.*

#### Regional Hospitals Status:

- Hospitals across the region continue to be below maximum capacity
- Department of Health Services recently corrected their total bed count removing "Surge" to more accurately portray capacity

#### Hospital Resource Status (Reported):

		Number in	Percentage
--	--	-----------	------------

Resource Type	Total Beds	Use	in Use
Adult Intensive Care Beds	1,548	1,407	84%
Emergency Department Beds	2,211	980	43%
Inpatient Beds	7,164	6,528	85%
Ventilators	1,788	729	40%

**Number of COVID-19 Cases Hospitalized:**

Resources by Type in Use for COVID-19 Cases	Number in Use	Percentage in Use
Adult Intensive Care Beds	540	35%
Emergency Department Beds	1,109	50%
Inpatient Beds	1,667	23%
Ventilators	341	19%

**From:** [Lisa Fernandez](#)  
**To:** [Kate Gallego](#); [Clark T Princell](#); [Annie DeGraw](#); [Heather M Ross](#)  
**Cc:** [Daniel R Perez](#)  
**Subject:** Fwd: CITY OF PHOENIX COVID-19 JUNE 18TH MORNING UPDATE  
**Date:** Thursday, June 18, 2020 2:14:30 PM  
**Attachments:** [image002.png](#)  
[image003.png](#)  
[image004.png](#)  
[image005.png](#)  
[image006.png](#)  
[image007.png](#)  
[image008.png](#)  
[image009.png](#)

---

Lisa

Chief of Staff  
Mayor Kate Gallego  


---

**From:** Stephanie Bracken <Stephanie.Bracken@phoenix.gov>  
**Sent:** Thursday, June 18, 2020 12:57:18 PM  
**To:** PCC ALL <pcc.all@phoenix.gov>  
**Cc:** Lisa Fernandez <lisa.fernandez@phoenix.gov>  
**Subject:** CITY OF PHOENIX COVID-19 JUNE 18TH MORNING UPDATE

**Note:** The morning report is a brief overview of incidents and new statistics from overnight. A full report with detailed information will be provided in the afternoon.

## **CITY OF PHOENIX COVID-19 JUNE 18<sup>TH</sup> MORNING UPDATE**

### **OEM Incidents Update:**

---

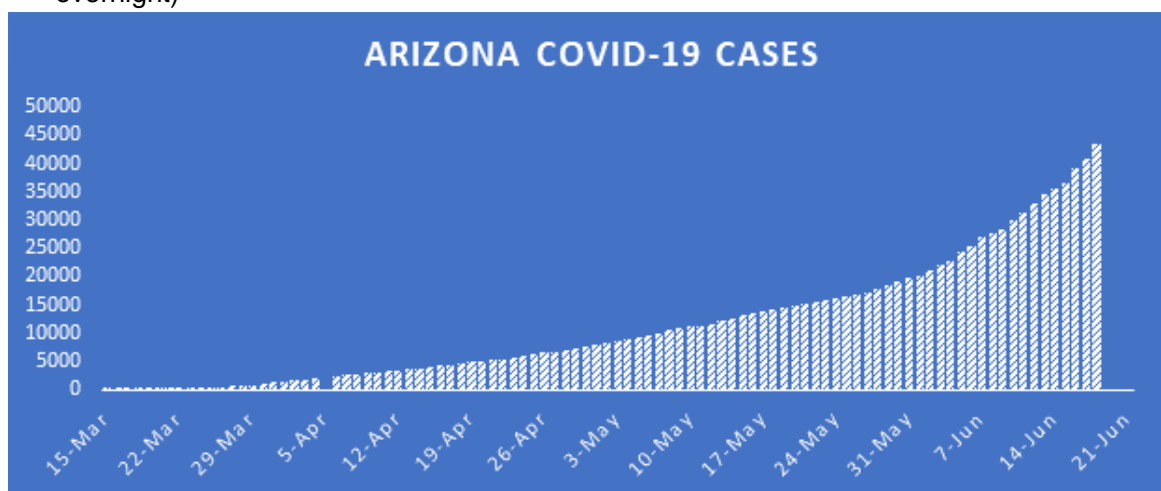
- The EOC remains active as a virtual center operating from the Emergency Management office at Phoenix City Hall
- PPE supplies continue to hold
  - N95 mask quantity is currently at an estimated 6-week supply for Public Safety at the current burn rate
- **One day rise in COVID-19 cases again set new records at the State, County and City levels**
  - State's previous record was 2,392 on June 16<sup>th</sup>
  - County's previous record was 1,497 on June 15<sup>th</sup>
  - City of Phoenix previous record was 742 on June 15<sup>th</sup>

### **Active Cases:**

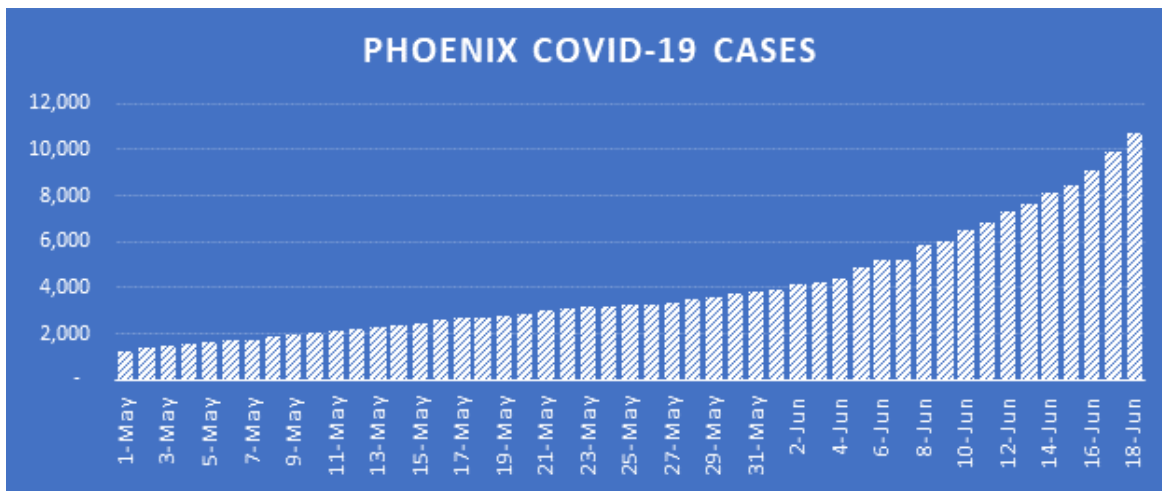
---

Confirmed COVID-19 Cases by City Employees, World, Country, State & County					
Updated: June 18, 2020					
CITY DEPARTMENT	CITY OF PHOENIX EMPLOYEES	WORLDWIDE	NATIONAL	ARIZONA	MARICOPA COUNTY
Aviation	8				
City Council Department	1				
City Manager's Office	1				
Convention Center Department	1				
Finance Department	1				
Fire Department	14				
Government Relations	1				
Housing Department	1				
Human Resources Department	3				
Human Services Department	2				
Information Technology Department	1				
Law Department	1				
Municipal Court	4				
Parks and Recreation	9				
Planning & Development Department	1				
Police Department	23				
Public Transit Department	1				
Public Works Department	13				
Retirement Department	1				
Streets Department	4				
Water Services Department	9				
<b>TOTAL</b>	<b>100</b>	<b>8,400,320</b>	<b>2,173,804</b>	<b>43,443</b>	<b>23,880</b>

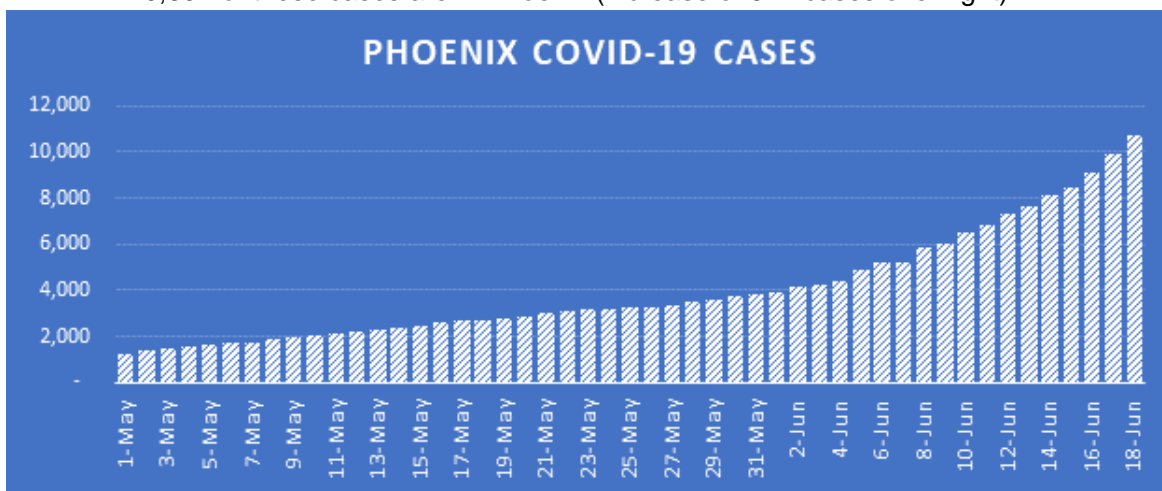
- As of today, there are 43,443 confirmed cases in Arizona (increase of **2,519** cases overnight)



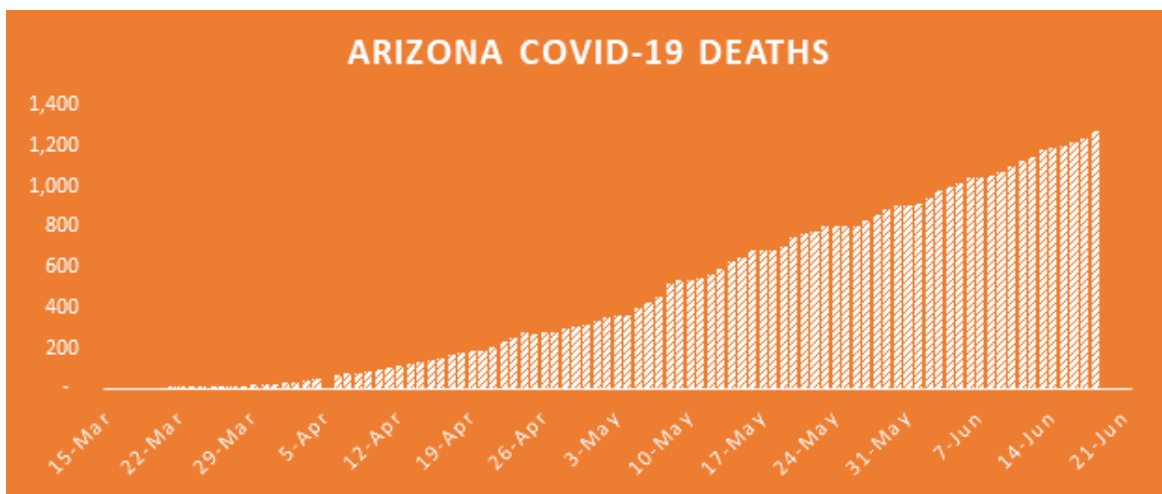
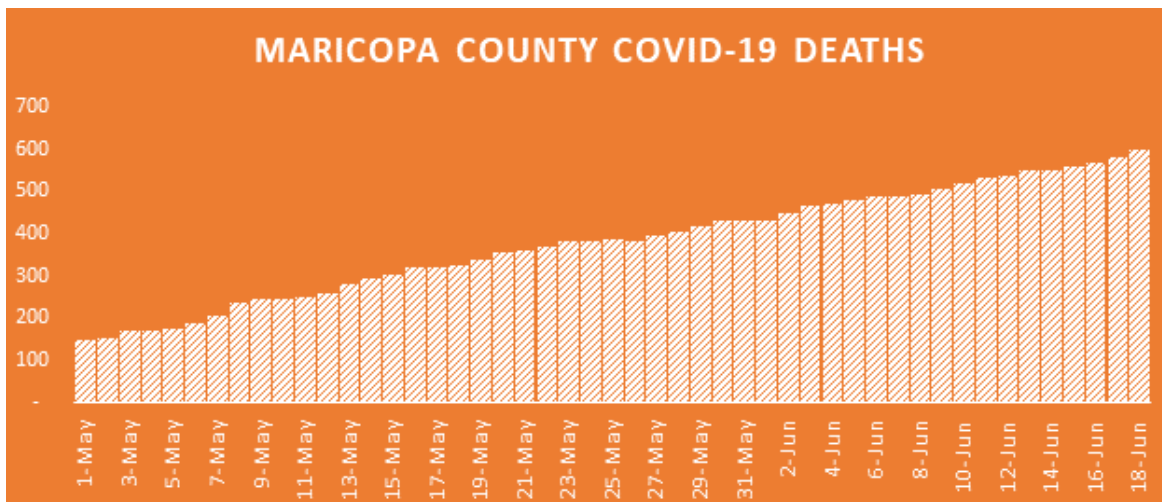
- 23,880 of these cases are in Maricopa County (increase of **1,608** cases overnight)
  - long-term care was not reported today



- 10,694 of these cases are in Phoenix (increase of **817** cases overnight)

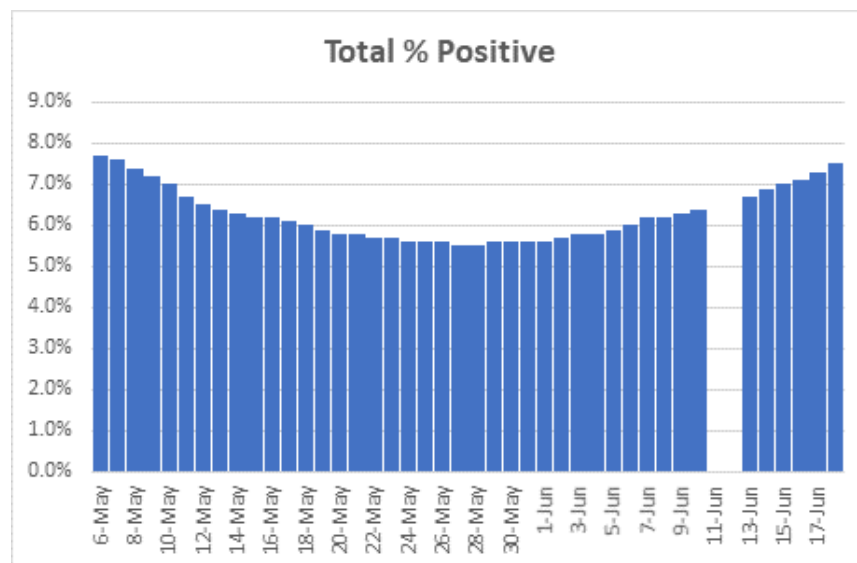
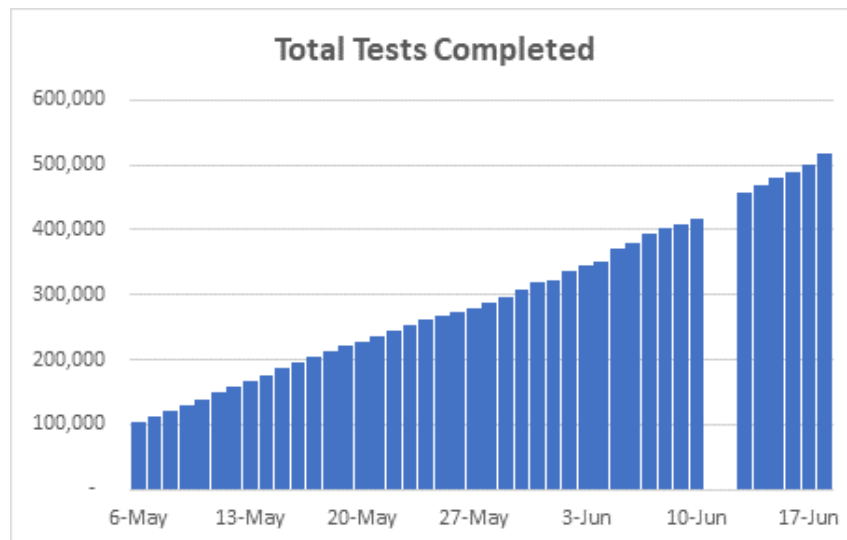


- Majority of Arizona counties are reporting positive cases of COVID-19
- 1,271 people have passed away from COVID-19 in Arizona (32 new deaths overnight)
  - 598 in Maricopa County (long-term care not reported today)
  - 61 in Apache County
  - 5 in Cochise County
  - 88 in Coconino County
  - 3 in Gila County
  - <3 in Graham County
  - <3 in Greenlee County
  - 3 in La Paz County
  - 72 in Mohave County
  - 93 in Navajo County
  - 235 in Pima County
  - 47 in Pinal County
  - 13 in Santa Cruz County
  - 7 in Yavapai County
  - 43 in Yuma County
- Below is a breakdown of death cases by county and state



- The city has had 100 total cases of COVID-19
  - One person (a city employee) has passed away who confirmed positive for COVID-19
  - In addition, the city has 99 confirmed positive employees (six new overnight). There are eight in Aviation, one in the City Council Department, one in City Manager's Office, one in Convention Center, one in Finance, 14 in Fire, one in Government Relations, one in Housing, three in Human Resources, two in Human Services, one in Information Technology, one in Law, four in Municipal Court, nine in Parks, one in Planning & Development, 23 in Police, one in Public Transit, 13 in Public Works, one in Retirement, four in Streets, and nine in Water Services
  - Current status: 31 of the 100 confirmed positive cases have returned to work
- As of today, there are 2,173,804 positive cases nationwide
  - There have been 118,029 deaths to date nationwide
- As of today, there are 8,400,320 positive cases worldwide
  - There have been 450,434 deaths to date worldwide
- With the push for additional testing throughout the state (Testing Blitz) new graphics have been added, taken from the Arizona Department of Health Services online Dashboard, showing the number of tests conducted, and percentage of positive cases resulting from testing

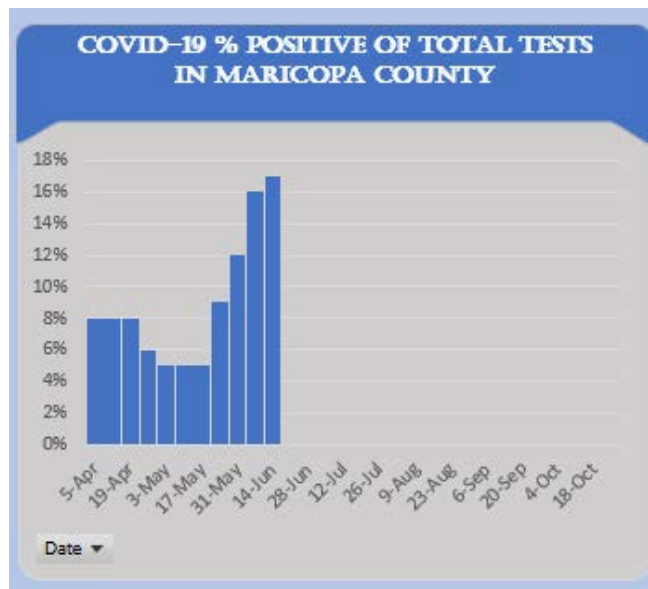
Total Statewide Tests Completed	517,666	Total Percent Positive	7.5
---------------------------------	---------	------------------------	-----



#### Countywide Testing

- Test results are for PCR (Nasal Swab) testing only for Maricopa County
- Test results are delayed by 7-10 days and may be subject to update when additional test results are received





Date	Population Tested	Positive Tests	Maricopa County Testing - % Positive in Population	Total Tested	Total Positives	Maricopa County - % Positive in Population
5-Apr	6,308	505	8.0%	6,308	505	8.0%
12-Apr	6,191	495	8.0%	12,499	1,000	8.0%
19-Apr	7,758	621	8.0%	20,257	1,621	8.0%
26-Apr	14,195	852	6.0%	34,452	2,472	7.2%
3-May	22,311	1,116	5.0%	56,763	3,588	6.3%
10-May	27,050	1,353	5.0%	83,813	4,940	5.9%
17-May	21,260	1,063	5.0%	105,073	6,003	5.7%
24-May	21,939	1,975	9.0%	127,012	7,978	6.3%
31-May	29,645	3,557	12.0%	156,657	11,535	7.4%
7-Jun	39,943	6,391	16.0%	196,600	17,926	9.1%
14-Jun	6,097	1,036	17.0%	202,697	18,963	9.4%

ZIP CODE	Population	18-Jun
85003	9,369	55
85004	4,965	50
85006	25,742	195
85007	14,040	199
85008	56,145	629
85009	52,520	689
85012	6,390	51

85013	19,314	122
85014	24,782	280
85015	37,644	432
85016	33,896	308
85017	38,872	350
85018	36,065	168
85019	25,042	298
85020	32,850	170
85021	37,743	285
85022	46,395	164
85023	31,274	125
85024	22,898	70
85027	37,140	104
85028	19,157	52
85029	43,233	241
85031	30,493	366
85032	65,485	343
85033	53,037	703
85034	5,582	71
85035	47,486	650
85037	44,771	538
85040	29,352	294
85041	54,947	592
85042	40,962	340
85043	30,560	349
85044	37,993	128
85045	7,238	15
85048	33,449	109
85050	25,736	77
85051	40,375	311
85053	28,480	127
85054	5,384	27
85083	18,104	60
85085	17,517	70
85086	40,495	101
85087	7,708	16
85339	45,746	370
<b>Total</b>	<b>1,366,376</b>	<b>10694</b>
<b>Increase from Prior Day</b>		<b>817</b>

#### COVID-19 Decision-Making Dashboard (Maricopa County data)

This dashboard has been developed based upon metrics identified at the county level to inform decision-making as COVID-19 progresses. The Office of Homeland Security and Emergency Management is working with Information Technology Systems for how to best share this data. It must be understood that this is a snapshot in time and may differ from hour to hour as information continues to be updated by the source organization.

*The dashboard has not yet been updated due to the Maricopa County Public Health data not being available at the time of this report. It will be updated for the afternoon report if data is available.*

**PHX311 Updates:**

---

- Current Hours of Operation: M-F 8 a.m. – 5 p.m. Weekend 9 a.m. – 3 p.m.
- Yesterday's Stats:
  - 45 total inquiries
- Trending Topics:
  - 8 COVID-19 Related Inquiries
  - 8 City Service Line Related Inquiries
  - 29 Miscellaneous Inquiries

**Regional Hospitals Status:**

---

- Hospitals across the region continue to be below maximum capacity
- Department of Health Services recently corrected their total bed count removing "Surge" to more accurately portray capacity

**Hospital Resource Status (Reported):**

Resource Type	Total Beds	Number in Use	Percentage in Use
Adult Intensive Care Beds	1,548	1,385	83%
Emergency Department Beds	2,211	946	41%
Inpatient Beds	7,164	6,531	85%
Ventilators	1,788	714	39%

**Number of COVID-19 Cases Hospitalized:**

Resources by Type in Use for COVID-19 Cases	Number in Use	Percentage in Use
Adult Intensive Care Beds	531	34%
Emergency Department Beds	1,093	49%
Inpatient Beds	1,582	22%
Ventilators	346	19%

**Service Delivery Updates:**

---

**Fire Service Delivery:**

- As of today, service delivery capacity levels remain at 100% with no negative impacts
- Demand for Fire Department service delivery is trending at levels consistent with 2018 and 2019 for the same time periods
- Staffing levels remain high, staff continue to make themselves available to work if needed
- Over the past 24 hours Fire responded to 37 calls for service identified as potential COVID-19 incidents within the City of Phoenix
  - 1.6% increase for the prior 24-hour period, making for a total of 1,763 incidents to date
  - Of the 37 incidents, 18 patients were transported to a hospital
- Confirmed contacts with COVID-19 infected patients by FD members while providing service is now at 169
- The Fire Department has had another employee test positive. The Department has now had a total of 12 employees that have tested positive for COVID-19.
  - 10 sworn and 2 non-sworn (6 of the 12 employees are back to work)
  - A Fire Department Cadet (volunteer) has tested positive

Fire Department responded to 665 total calls for service over past 24 hours

**Police Service Delivery:**

- As of June 18, the demand for service has not changed significantly and no issues with staffing have been reported
- Overnight 0 calls for service in reference to public gatherings
  - To date, zero citations have been issued
- 3 calls were made with recommendation for PPE
- There was a total of 90 arrests overnight
- There was a total of 5,646 calls for service received

**From:** [Lisa Fernandez](#)  
**To:** [Kate Gallego](#); [Tony J Motola](#); [Clark T Princell](#)  
**Cc:** [Annie DeGraw](#)  
**Subject:** FW: Transit Workers Additional COVID-19 Cases  
**Date:** Thursday, June 18, 2020 10:39:03 AM  
**Attachments:** [image001.png](#)  
[image002.png](#)

---

Lisa Fernandez  
Chief of Staff  
Office of Mayor Kate Gallego  
[REDACTED] (cell)  
602-534-3274 (office)  
[lisa.fernandez@phoenix.gov](mailto:lisa.fernandez@phoenix.gov)



---

**From:** Mario Paniagua <mario.paniagua@phoenix.gov>  
**Date:** Thursday, June 18, 2020 at 10:36 AM  
**To:** Lisa Fernandez <lisa.fernandez@phoenix.gov>, Matthew Heil <matthew.heil@phoenix.gov>  
**Cc:** Ed Zuercher <ed.zuercher@phoenix.gov>, Deanna Jonovich <deanna.jonovich@phoenix.gov>, Milton Dohoney <milton.dohoney@phoenix.gov>, Jesus Sapien <jesus.sapien@phoenix.gov>, Markus Coleman <markus.coleman@phoenix.gov>  
**Subject:** FW: Transit Workers Additional COVID-19 Cases

Lisa and Matt,

Please let the Mayor and Council know that two additional transit operators were diagnosed with COVID this week, after the message below was sent. One was based at our North facility and one at South. For Phoenix contracted drivers, the total cases we've seen is now at 10. Of those, two have returned to work, seven are recovering, and one passed (previous notification sent at that time).

Thanks and let me know if there are any questions.

Mario

---

**From:** Mario Paniagua  
**Sent:** Monday, June 15, 2020 6:14 PM  
**To:** Lisa Fernandez <lisa.fernandez@phoenix.gov>; Matthew Heil <matthew.heil@phoenix.gov>  
**Cc:** Ed Zuercher <ed.zuercher@phoenix.gov>; Deanna Jonovich <deanna.jonovich@phoenix.gov>; Milton Dohoney <milton.dohoney@phoenix.gov>; Jesus Sapien <jesus.sapien@phoenix.gov>; Markus Coleman (markus.coleman@phoenix.gov) <markus.coleman@phoenix.gov>

**Subject:** Transit Workers Additional COVID-19 Cases

Lisa and Matt,

Please share this information with the Mayor and Council Offices.

City of Phoenix transit contractors let us know that over the weekend, four operators were positively diagnosed with COVID-19. One is based at our West facility, two are at our South facility and one at the North facility.

Additionally, Valley Metro has informed us of 11 additional positive COVID-19 cases for their contracted transit employees. Five of the eleven were bus operators, four work in their operations control center, one is maintenance, and one administrative.

Please let me know if there are any questions.

Mario

**From:** [Lisa Fernandez](#)  
**To:** [Kate Gallego](#); [Clark T Princell](#); [Annie DeGraw](#); [Heather M Ross](#)  
**Cc:** [Daniel R Perez](#)  
**Subject:** FW: CITY OF PHOENIX COVID-19 JUNE 17TH AFTERNOON UPDATE  
**Date:** Wednesday, June 17, 2020 4:58:51 PM  
**Attachments:** [image001.png](#)  
[image002.png](#)  
[image003.png](#)  
[image004.png](#)  
[image005.png](#)  
[image006.png](#)  
[image007.png](#)  
[image008.png](#)  
[image009.png](#)  
[image010.png](#)  
[image011.png](#)  
[image012.png](#)  
[Mask.png](#)  
[Businesses.png](#)  
[Plan of Action.png](#)  
[requirements\\_for\\_restaurants.pdf](#)  
[requirements\\_for\\_businesses.pdf](#)  
[eo\\_2020-40.pdf](#)  
[CITY OF PHOENIX COVID-19 JUNE 17 AFTERNOON UPDATE.docx](#)

---

Lisa Fernandez  
Chief of Staff  
Office of Mayor Kate Gallego  
[REDACTED] (cell)  
602-534-3274 (office)  
[lisa.fernandez@phoenix.gov](mailto:lisa.fernandez@phoenix.gov)



---

**From:** Stephanie Bracken <Stephanie.Bracken@phoenix.gov>  
**Date:** Wednesday, June 17, 2020 at 4:57 PM  
**To:** PCC ALL <pcc.all@phoenix.gov>  
**Cc:** Lisa Fernandez <lisa.fernandez@phoenix.gov>  
**Subject:** CITY OF PHOENIX COVID-19 JUNE 17TH AFTERNOON UPDATE

**Note:** the below report highlights new information from overnight and today. A full report with detailed information is attached for reference.

## **CITY OF PHOENIX COVID-19 JUNE 17TH AFTERNOON UPDATE**

### **OEM Incidents Update:**

---

- The EOC remains active as a virtual center operating from the Emergency Management office at Phoenix City Hall
- PPE supplies continue to hold
  - N95 mask quantity is currently at an estimated 6-week supply for Public Safety at the current burn rate
- **Maricopa County and the City of Phoenix again set new records for 1-day rise in COVID-19 cases**
  - Previous record for Maricopa County was 1,403 new cases on June 16<sup>th</sup>
  - Previous record for City of Phoenix was 670 new

### **New Department Updates:**

---

#### **Government Relations:**

- Governor Ducey held a press conference today to provide an update on COVID-19
- **The Governor provided new guidance that will allow local governments to implement mask and face covering policies and determine enforcement**

- He reiterated that the state wants people to stay healthy and avoid contracting COVID-19. He recognized that the trend of positive cases is currently heading in the wrong direction. It is important to slow and contain the spread. Additionally, he stated that they want to ensure hospital capacity. COVID-19 is highly contagious and while today the state has hospital capacity, they intend to keep it this way
- In order to stay healthy, the Governor recommended the following:
  - The use of a mask is critical for containing the spread.
  - Here is what we know:
    - You are most safe at home
    - If you can't stay home, you are safer when you physically distance
    - If you do go out, wear a mask
- Attached is enhanced guidance for businesses. Additional guidance for restaurants was also release. If municipality does not mandate the use of masks, servers are required to utilize them at restaurants offering dine-in.
- The attached executive order (EO) includes the directive allowing municipalities to require face coverings.

#### **Parks and Recreation:**

- A day camp for city employees' children is offered Monday to Friday from 7 a.m. to 7 p.m., with extended hours until 9 p.m. available, should a participant need it and coordinate that with facility staff. This camp is available at three facilities
  - 34 children attended youth camp today
  - As of today, there are 88 employees registered and around 120 employees are interested in the youth camps
  - All three of the centers were utilized today

#### **Public Transit:**

- Effective Wednesday, July 1, passengers will be required to wear face coverings while riding transit in Phoenix to help prevent the spread of COVID-19
  - The use of face coverings is also strongly encouraged while waiting at bus stops or other transit areas where social distancing may not be possible
- Beginning June 22 and as supplies allow, Public Transit will provide face coverings for riders at the following transit centers: Central Station on Central Avenue and Van Buren Street, Ed Pastor on Central Avenue and Broadway Road, Metrocenter at the Metrocenter Mall, and Sunnyslope on 3rd Street and Dunlap Avenue
  - Face coverings will not be distributed on public transit vehicles

#### **PHX311 Updates:**

---

- Current Hours of Operation: M-F 8 a.m. – 5 p.m. Weekend 9 a.m. – 3 p.m.
- Today's Stats as of 4:00 p.m.:
  - 37 total inquiries
- Trending Topics:
  - City Clerks: License Services
  - City Services: Water/ Trash Services
  - Fire Dept: Academy, Prevention, etc.

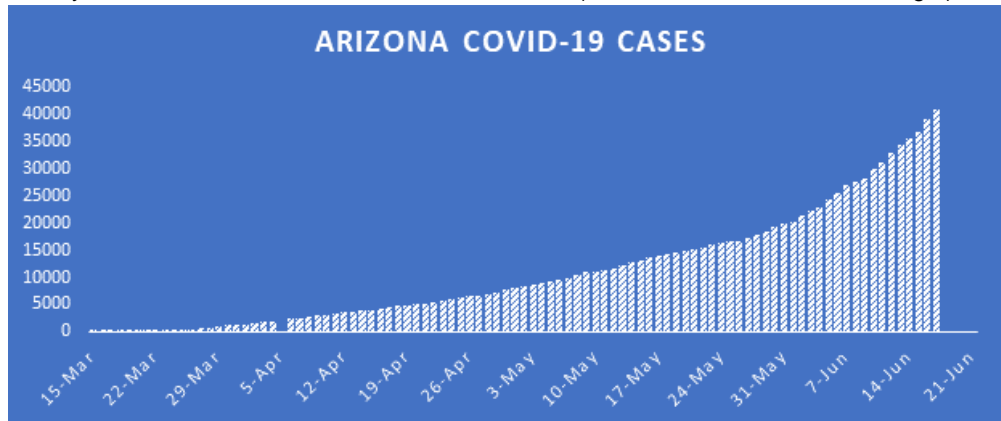
#### **Active Cases:**

---

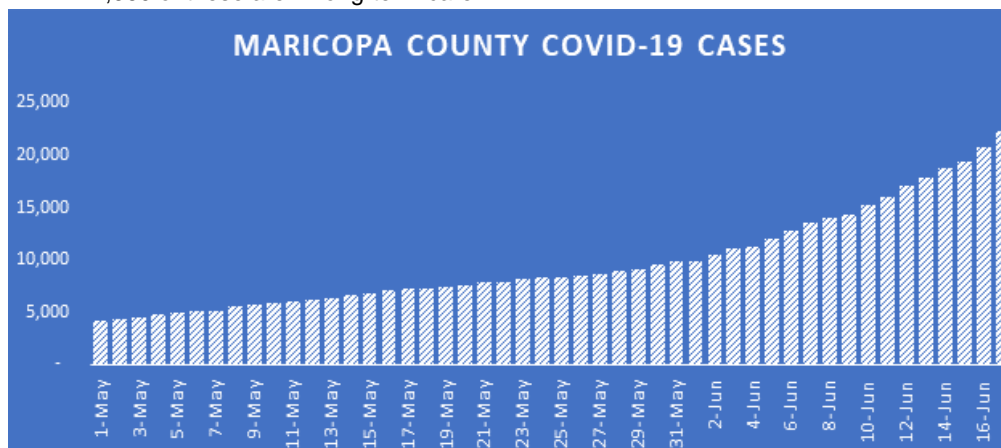


Confirmed COVID-19 Cases by City Employees, World, Country, State & County					
Updated: June 17, 2020					
CITY DEPARTMENT	CITY OF PHOENIX EMPLOYEES	WORLDWIDE	NATIONAL	ARIZONA	MARICOPA COUNTY
Aviation	8				
City Council Department	1				
Convention Center Department	1				
Finance Department	1				
Fire Department	12				
Housing Department	1				
Human Resources Department	3				
Human Services Department	2				
Information Technology Department	1				
Law Department	1				
Municipal Court	4				
Parks and Recreation	9				
Planning & Development Department	1				
Police Department	23				
Public Transit Department	1				
Public Works Department	11				
Retirement Department	1				
Streets Department	4				
Water Services Department	9				
TOTAL	94	8,210,642	2,141,276	40,924	22,272

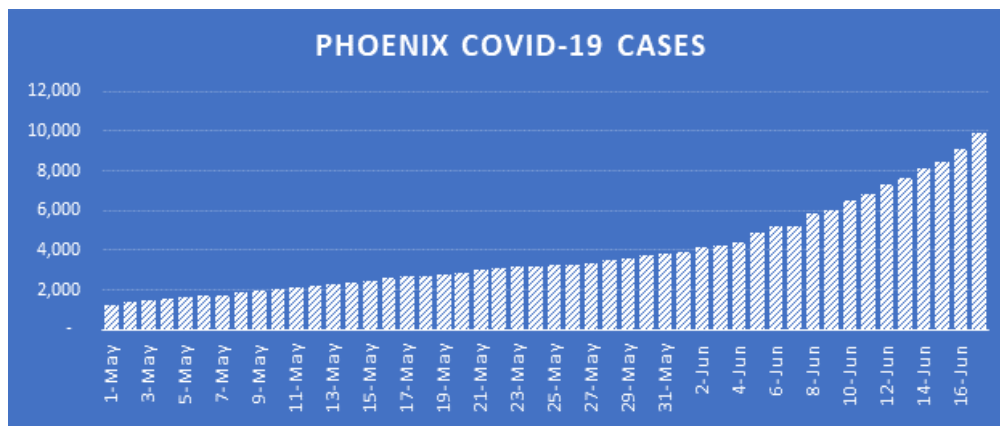
- As of today, there are 40,924 confirmed cases in Arizona (increase of 1,827 cases overnight)



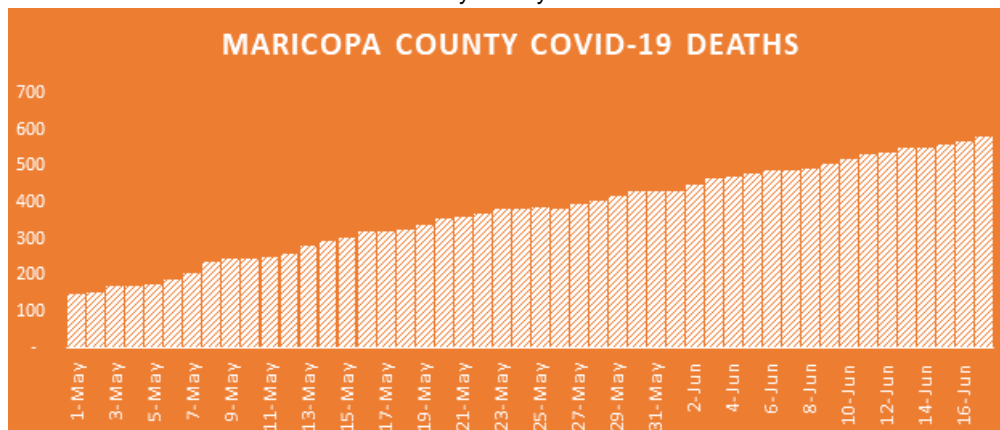
- 22,272 of these cases are in Maricopa County (increase of **1,403** cases overnight)
  - 1,660 of these are in long-term care

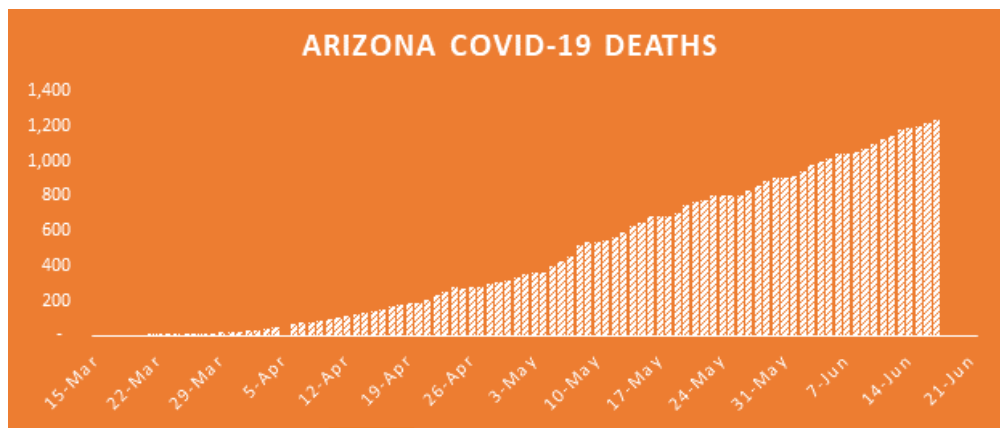


- 9,877 of these cases are in Phoenix (increase of 742 cases overnight)



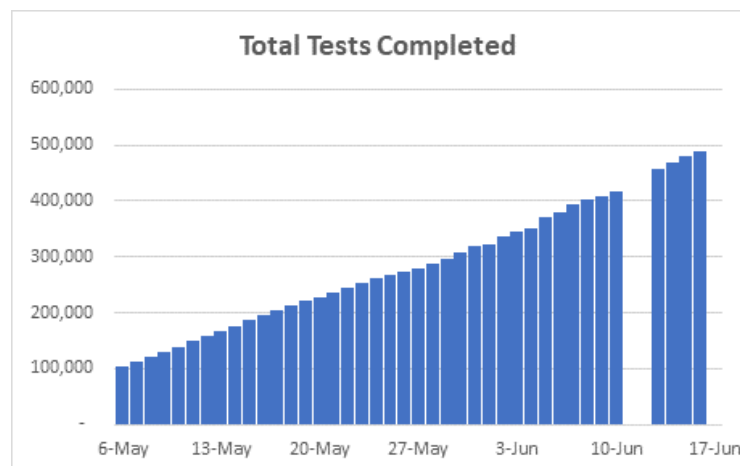
- Majority of Arizona counties are reporting positive cases of COVID-19
- 1,239 people have passed away from COVID-19 in Arizona (20 new deaths overnight)
  - 579 in Maricopa County (366 in long-term care)
  - 58 in Apache County
  - 5 in Cochise County
  - 88 in Coconino County
  - 3 in Gila County
  - <3 in Graham County
  - <3 in Greenlee County
  - 3 in La Paz County
  - 71 in Mohave County
  - 90 in Navajo County
  - 229 in Pima County
  - 47 in Pinal County
  - 13 in Santa Cruz County
  - 7 in Yavapai County
  - 43 in Yuma County
- Below is a breakdown of death cases by county and state

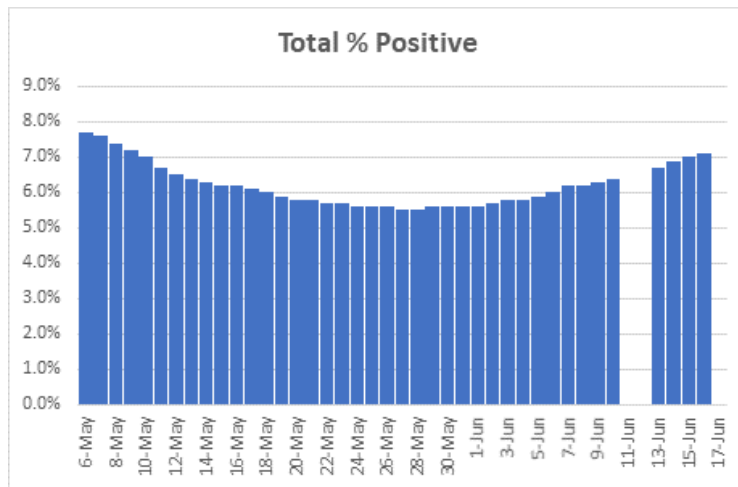




- The city has had 94 total cases of COVID-19
  - One person (a city employee) has passed away who confirmed positive for COVID-19
  - In addition, the city has 93 confirmed positive employees (thirteen new overnight). There are eight in Aviation, one in the City Council Department, one in Convention Center, one in Finance, 12 in Fire, one in Housing, three in Human Resources, two in Human Services, one in Information Technology, one in Law, four in Municipal Court, nine in Parks, one in Planning & Development, 23 in Police, one in Public Transit, 11 in Public Works, one in Retirement, four in Streets, and nine in Water Services
  - Current status: 31 of the 94 confirmed positive cases have returned to work
- As of today, there are 2,141,276 positive cases nationwide
  - There have been 117,030 deaths to date nationwide
- As of today, there are 8,210,642 positive cases worldwide
  - There have been 444,563 deaths to date worldwide
- With the push for additional testing throughout the state (Testing Blitz) new graphics have been added, taken from the Arizona Department of Health Services online Dashboard, showing the number of tests conducted, and percentage of positive cases resulting from testing

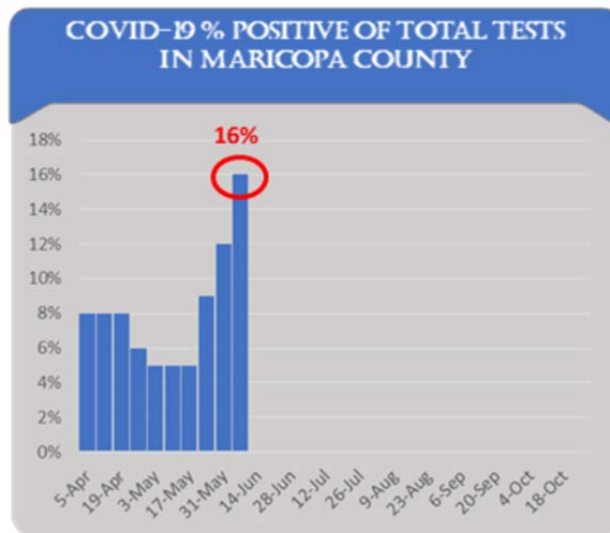
<b>Total Statewide Tests Completed</b>	<b>501,964</b>	<b>Total Percent Positive</b>	<b>7.3%</b>
----------------------------------------	----------------	-------------------------------	-------------





### Countywide Testing

- Test results are for PCR (Nasal Swab) testing only for Maricopa County
- Test results are delayed by 7-10 days and may be subject to update when additional test results are received



Date	Population Tested	Positive Tests	Maricopa County Testing - % Positive in Population	Total Tested	Total Positives	Maricopa County - % Positive in Population
5-Apr	6,308	505	8.0%	6,308	505	8.0%
12-Apr	6,191	495	8.0%	12,499	1,000	8.0%
19-Apr	7,758	621	8.0%	20,257	1,621	8.0%
26-Apr	14,195	852	6.0%	34,452	2,472	7.2%
3-May	22,311	1,116	5.0%	56,763	3,588	6.3%
10-May	27,050	1,353	5.0%	83,813	4,940	5.9%
17-May	21,260	1,063	5.0%	105,073	6,003	5.7%
24-May	21,939	1,975	9.0%	127,012	7,978	6.3%

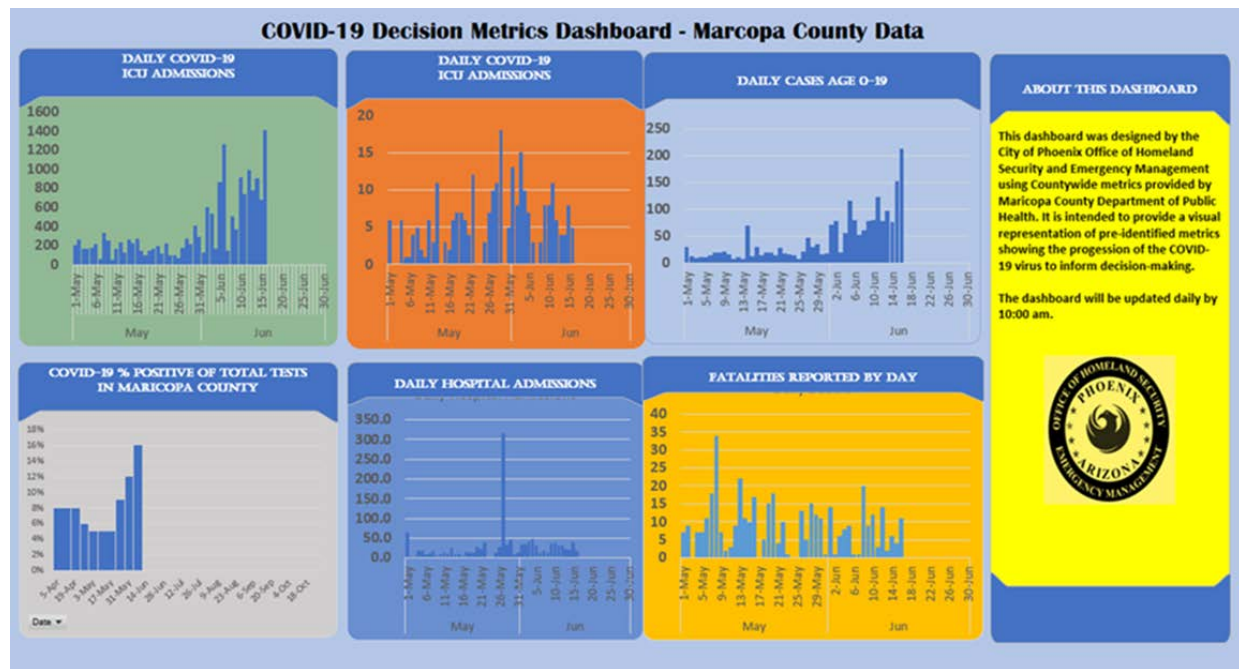
31-May	29,645	3,557	12.0%	156,657	11,535	7.4%
7-Jun	35,770	5,723	16.0%	192,427	17,258	9.0%

ZIP CODE	Population	17-Jun	Infection Rate (x/1000)
85003	9,369	51	5.4
85004	4,965	45	9.1
85006	25,742	189	7.3
85007	14,040	184	13.1
85008	56,145	593	10.6
85009	52,520	594	11.3
85012	6,390	40	6.3
85013	19,314	111	5.7
85014	24,782	257	10.4
85015	37,644	414	11.0
85016	33,896	220	6.5
85017	38,872	328	8.4
85018	36,065	151	4.2
85019	25,042	286	11.4
85020	32,850	157	4.8
85021	37,743	274	7.3
85022	46,395	154	3.3
85023	31,274	119	3.8
85024	22,898	70	3.1
85027	37,140	97	2.6
85028	19,157	49	2.6
85029	43,233	227	5.3
85031	30,493	332	10.9
85032	65,485	333	5.1
85033	53,037	646	12.2
85034	5,582	67	12.0
85035	47,486	601	12.7
85037	44,771	499	11.1
85040	29,352	279	9.5
85041	54,947	545	9.9
85042	40,962	302	7.4
85043	30,560	328	10.7
85044	37,993	124	3.3
85045	7,238	13	1.8
85048	33,449	104	3.1
85050	25,736	73	2.8
85051	40,375	293	7.3
85053	28,480	121	4.2
85054	5,384	24	4.5
85083	18,104	53	2.9
85085	17,517	67	3.8
85086	40,495	99	2.4
85087	7,708	15	1.9
85339	45,746	349	7.6
<b>Total</b>	<b>1,366,376</b>	<b>9877</b>	
<b>Increase from Prior Day</b>		<b>742</b>	

#### COVID-19 Decision-Making Dashboard (Maricopa County data)

This dashboard has been developed based upon metrics identified at the county level to inform decision-making as COVID-19 progresses. The Office of Homeland Security and Emergency Management is working with Information Technology Systems for how to best share this data. It must be understood that this is a snapshot in

time and may differ from hour to hour as information continues to be updated by the source organization. **This data used for the dashboard today was published June 16, 2020.**



#### Regional Hospitals Status:

- Hospitals across the region continue to be below maximum capacity
- Department of Health Services recently corrected their total bed count removing "Surge" to more accurately portray capacity

#### Hospital Resource Status (Reported):

Resource Type	Total Beds	Number in Use	Percentage in Use
Adult Intensive Care Beds	1,548	1,385	83%
Emergency Department Beds	2,211	946	41%
Inpatient Beds	7,164	6,531	85%
Ventilators	1,788	714	39%

#### Number of COVID-19 Cases Hospitalized:

Resources by Type in Use for COVID-19 Cases	Number in Use	Percentage in Use
Adult Intensive Care Beds	531	34%
Emergency Department Beds	1,093	49%
Inpatient Beds	1,582	22%
Ventilators	346	19%

**From:** [Lisa Fernandez](#)  
**To:** [Kate Gallego](#); [Clark T Princell](#)  
**Cc:** [Annie DeGraw](#)  
**Subject:** FW: Governor Ducey COVID-19 Update  
**Date:** Wednesday, June 17, 2020 3:58:34 PM  
**Attachments:** [image001.png](#)  
[image002.png](#)  
[Mask.png](#)  
[Businesses.png](#)  
[Plan of Action.png](#)

---

Lisa Fernandez  
Chief of Staff  
Office of Mayor Kate Gallego  
[REDACTED] (cell)  
602-534-3274 (office)  
[lisa.fernandez@phoenix.gov](mailto:lisa.fernandez@phoenix.gov)



---

**From:** Frank McCune <[frank.mccune@phoenix.gov](mailto:frank.mccune@phoenix.gov)>  
**Date:** Wednesday, June 17, 2020 at 3:55 PM  
**To:** Matthew Heil <[matthew.heil@phoenix.gov](mailto:matthew.heil@phoenix.gov)>, Lisa Fernandez <[lisa.fernandez@phoenix.gov](mailto:lisa.fernandez@phoenix.gov)>  
**Cc:** Deanna Jonovich <[deanna.jonovich@phoenix.gov](mailto:deanna.jonovich@phoenix.gov)>  
**Subject:** FW: Governor Ducey COVID-19 Update

Lisa and Matt – please distribute to Mayor and Council:

Governor Ducey held a press conference today to provide an update on COVID-19.

The Governor provided new guidance that will allow local governments to implement mask and face covering policies and determine enforcement.

He reiterated that the state wants people to stay healthy and avoid contracting COVID-19. He recognized that the trend of positive cases is currently heading in the wrong direction. It is important to slow and contain the spread. Additionally, he stated that they want to ensure hospital capacity. COVID-19 is highly contagious and while today the state has hospital capacity, they intend to keep it this way.

In order to stay healthy, the Governor recommended the following:

- The use of a mask is critical for containing the spread.
- Here is what we know:
  - You are most safe at home.
  - If you can't stay home, you are more safe when you physically distance.
  - If you do go out, wear a mask.

The Governor also announced that enhance guidance will be released for businesses. We will continue to provide updates as new information is released.

Best,

Yesenia Dhott

Government Relations Manager

City of Phoenix

(O) 602-534-5271 (C) 623-229-1390



**From:** [Lisa Fernandez](#)  
**To:** [Kate Gallego](#); [Clark T Princell](#); [Annie DeGraw](#); [Heather M Ross](#)  
**Cc:** [Daniel R Perez](#)  
**Subject:** FW: CITY OF PHOENIX COVID-19 JUNE 17TH MORNING UPDATE  
**Date:** Wednesday, June 17, 2020 11:04:49 AM  
**Attachments:** [image001.png](#)  
[image002.png](#)  
[image003.png](#)  
[image004.png](#)  
[image005.png](#)  
[image006.png](#)  
[image007.png](#)  
[image008.png](#)  
[image009.png](#)  
[image010.png](#)  
[image011.png](#)  
[image012.png](#)

---

Lisa Fernandez  
Chief of Staff  
Office of Mayor Kate Gallego  
[REDACTED] (cell)  
602-534-3274 (office)  
[lisa.fernandez@phoenix.gov](mailto:lisa.fernandez@phoenix.gov)



---

**From:** Stephanie Bracken <Stephanie.Bracken@phoenix.gov>  
**Date:** Wednesday, June 17, 2020 at 11:03 AM  
**To:** PCC ALL <pcc.all@phoenix.gov>  
**Cc:** Lisa Fernandez <lisa.fernandez@phoenix.gov>  
**Subject:** CITY OF PHOENIX COVID-19 JUNE 17TH MORNING UPDATE

**Note:** The morning report is a brief overview of incidents and new statistics from overnight. A full report with detailed information will be provided in the afternoon.

## **CITY OF PHOENIX COVID-19 JUNE 17<sup>TH</sup> MORNING UPDATE**

### **OEM Incidents Update:**

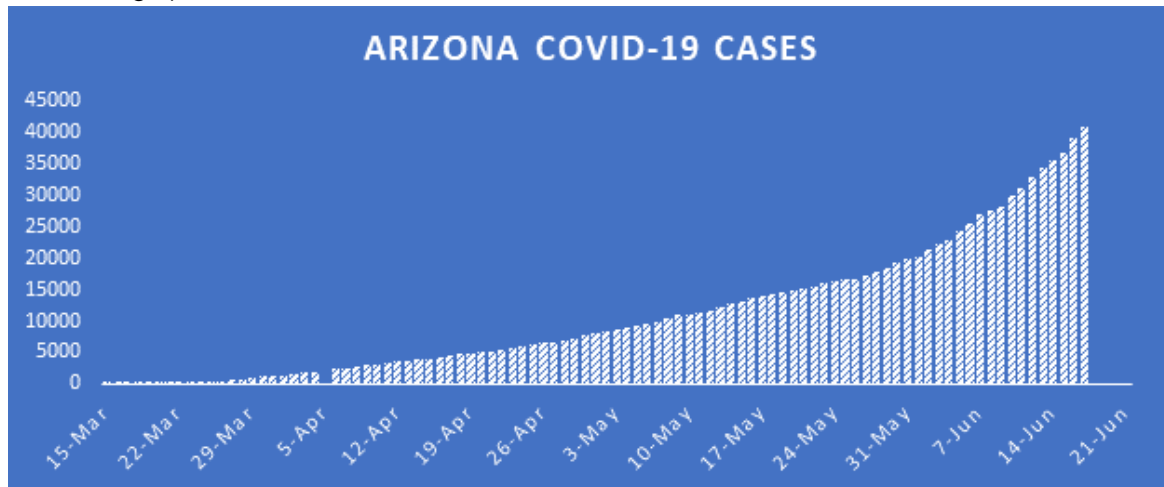
---

- The EOC remains active as a virtual center operating from the Emergency Management office at Phoenix City Hall
- PPE supplies continue to hold
  - N95 mask quantity is currently at an estimated 6-week supply for Public Safety at the current burn rate
- **Maricopa County and the City of Phoenix again set new records for 1-day rise in COVID-19 cases**
  - Previous record for Maricopa County was 1,403 new cases on June 16<sup>th</sup>
  - Previous record for City of Phoenix was 670 new cases on June 16<sup>th</sup>

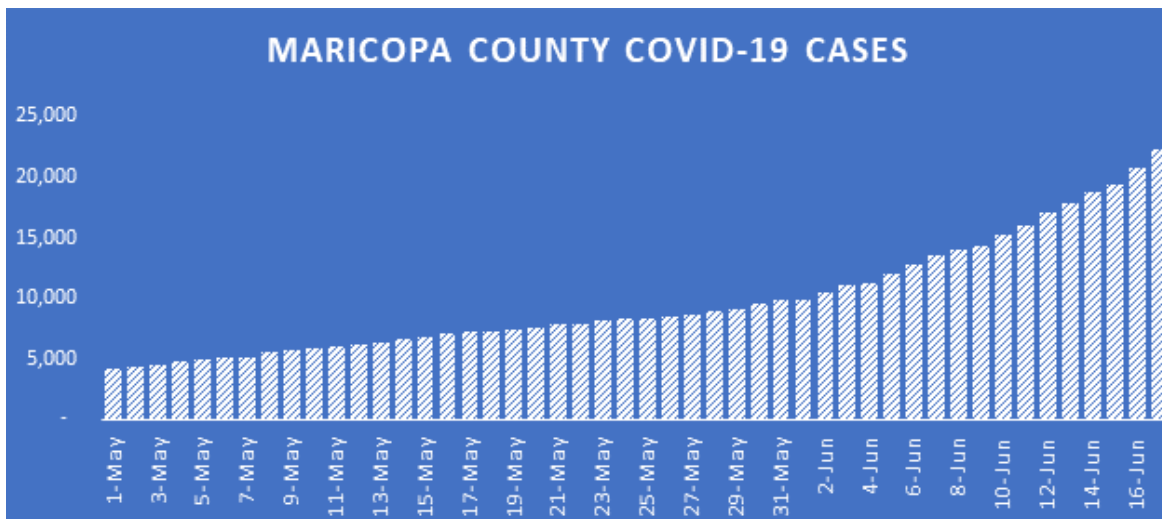
## Active Cases:

Confirmed COVID-19 Cases by City Employees, World, Country, State & County					
Updated: June 17, 2020					
CITY DEPARTMENT	CITY OF PHOENIX EMPLOYEES	WORLDWIDE	NATIONAL	ARIZONA	MARICOPA COUNTY
Aviation	8				
City Council Department	1				
Convention Center Department	1				
Finance Department	1				
Fire Department	12				
Housing Department	1				
Human Resources Department	3				
Human Services Department	2				
Information Technology Department	1				
Law Department	1				
Municipal Court	4				
Parks and Recreation	9				
Planning & Development Department	1				
Police Department	23				
Public Transit Department	1				
Public Works Department	11				
Retirement Department	1				
Streets Department	4				
Water Services Department	9				
<b>TOTAL</b>	<b>94</b>	<b>8,210,642</b>	<b>2,141,276</b>	<b>40,924</b>	<b>22,272</b>

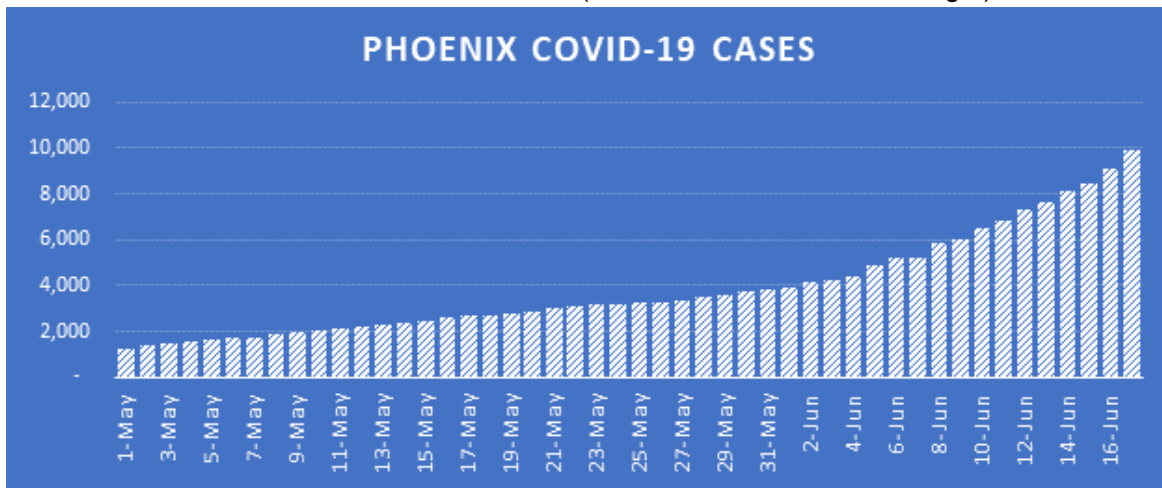
- As of today, there are 40,924 confirmed cases in Arizona (increase of **1,827** cases overnight)



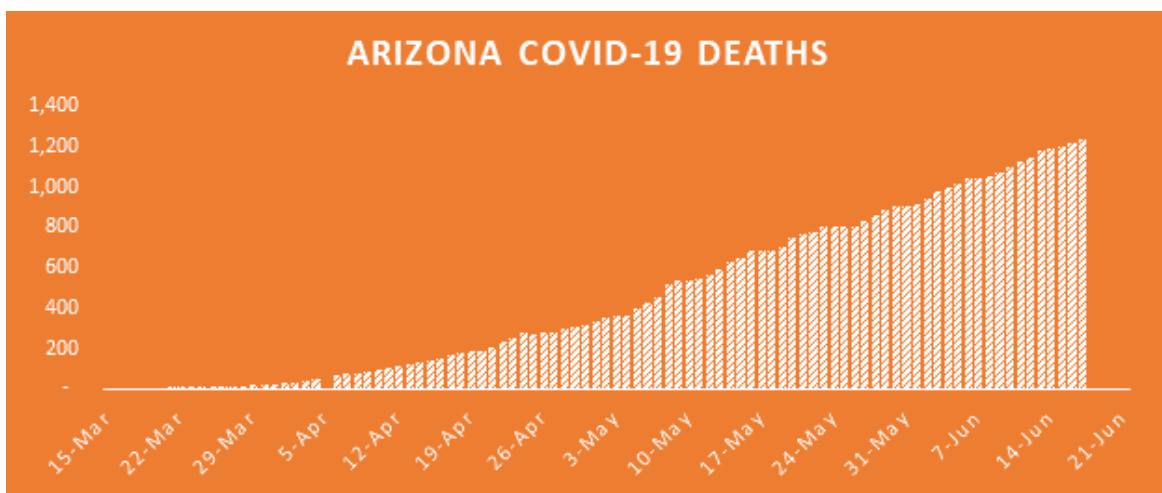
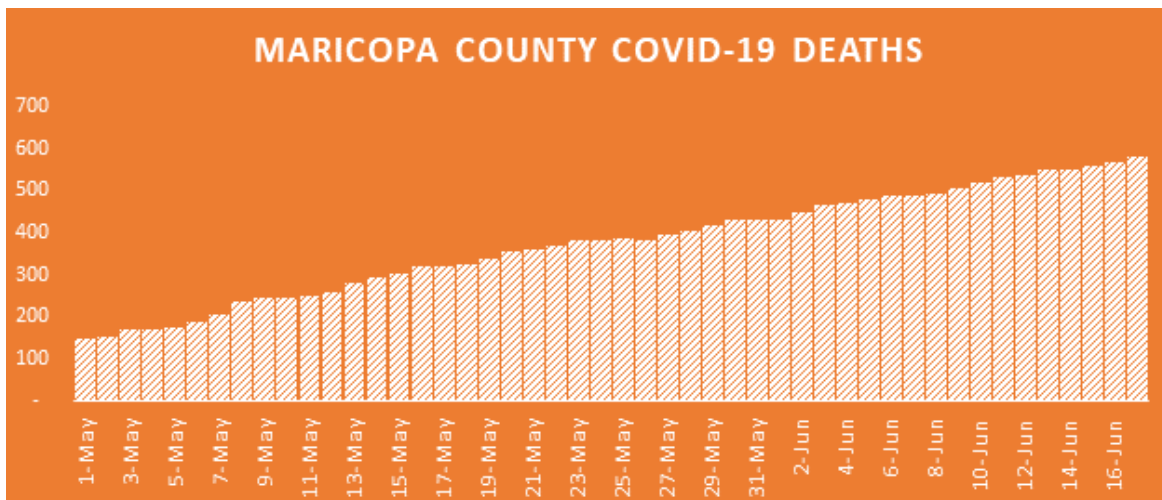
- 22,272 of these cases are in Maricopa County (increase of **1,403** cases overnight)
  - 1,660 of these are in long-term care



- 9,877 of these cases are in Phoenix (increase of **742** cases overnight)

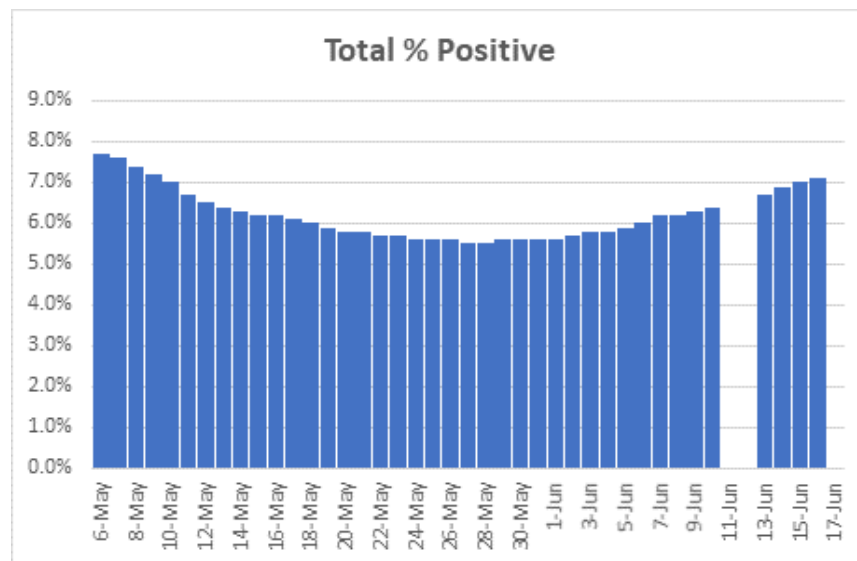
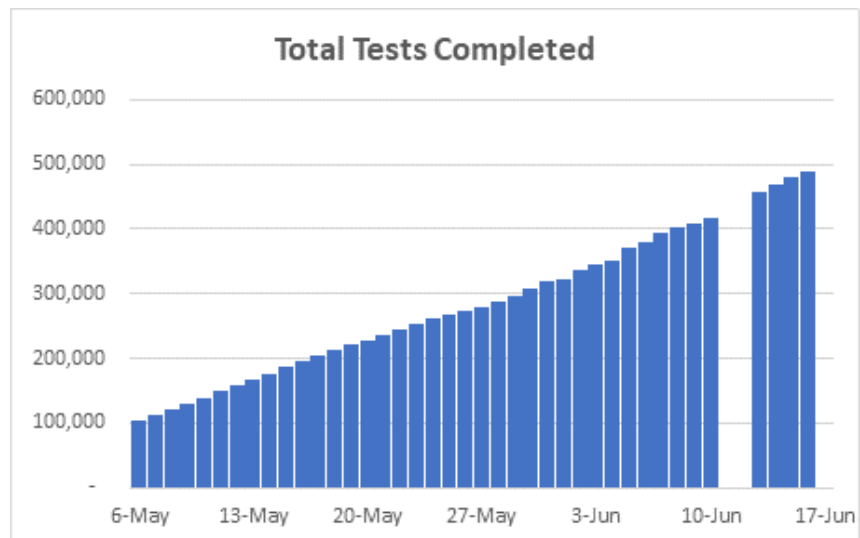


- Majority of Arizona counties are reporting positive cases of **COVID-19**
- 1,239 people have passed away from **COVID-19** in Arizona (20 new deaths overnight)
  - 579 in Maricopa County (366 in long-term care)
  - 58 in Apache County
  - 5 in Cochise County
  - 88 in Coconino County
  - 3 in Gila County
  - <3 in Graham County
  - <3 in Greenlee County
  - 3 in La Paz County
  - 71 in Mohave County
  - 90 in Navajo County
  - 229 in Pima County
  - 47 in Pinal County
  - 13 in Santa Cruz County
  - 7 in Yavapai County
  - 43 in Yuma County
- Below is a breakdown of death cases by county and state



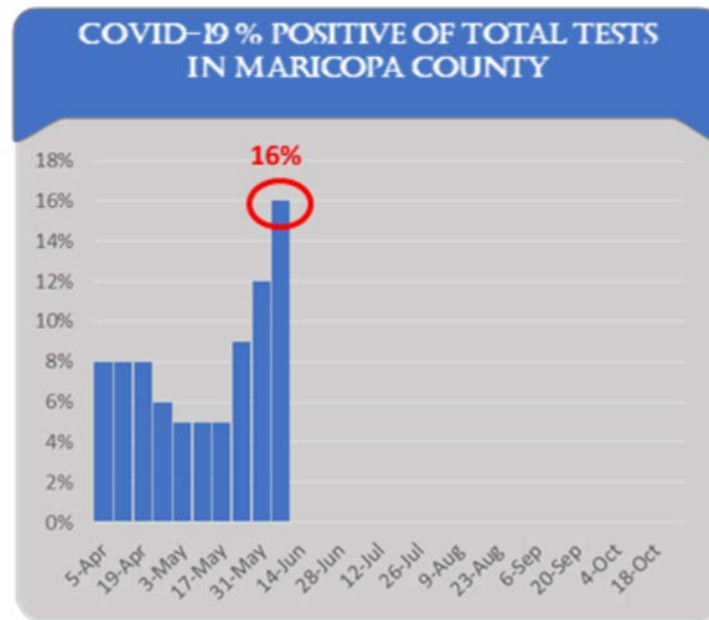
- The city has had 94 total cases of COVID-19
  - One person (a city employee) has passed away who confirmed positive for COVID-19
  - In addition, the city has 93 confirmed positive employees (thirteen new overnight).  
There are eight in Aviation, one in the City Council Department, one in Convention Center, one in Finance, 12 in Fire, one in Housing, three in Human Resources, two in Human Services, one in Information Technology, one in Law, four in Municipal Court, nine in Parks, one in Planning & Development, 23 in Police, one in Public Transit, 11 in Public Works, one in Retirement, four in Streets, and nine in Water Services
  - Current status: 31 of the 94 confirmed positive cases have returned to work
- As of today, there are 2,141,276 positive cases nationwide
  - There have been 117,030 deaths to date nationwide
- As of today, there are 8,210,642 positive cases worldwide
  - There have been 444,563 deaths to date worldwide
- With the push for additional testing throughout the state (Testing Blitz) new graphics have been added, taken from the Arizona Department of Health Services online Dashboard, showing the number of tests conducted, and percentage of positive cases resulting from testing

Total Statewide Tests Completed	501,964	Total Percent Positive	7.3%
---------------------------------	---------	------------------------	------



#### Countywide Testing

- Test results are for PCR (Nasal Swab) testing only for Maricopa County
- Test results are delayed by 7-10 days and may be subject to update when additional test results are received



Date	Population Tested	Positive Tests	Maricopa County Testing - % Positive in Population	Total Tested	Total Positives	Maricopa County - % Positive in Population
5-Apr	6,308	505	8.0%	6,308	505	8.0%
12-Apr	6,191	495	8.0%	12,499	1,000	8.0%
19-Apr	7,758	621	8.0%	20,257	1,621	8.0%
26-Apr	14,195	852	6.0%	34,452	2,472	7.2%
3-May	22,311	1,116	5.0%	56,763	3,588	6.3%
10-May	27,050	1,353	5.0%	83,813	4,940	5.9%
17-May	21,260	1,063	5.0%	105,073	6,003	5.7%
24-May	21,939	1,975	9.0%	127,012	7,978	6.3%
31-May	29,645	3,557	12.0%	156,657	11,535	7.4%
7-Jun	35,770	5,723	16.0%	192,427	17,258	9.0%

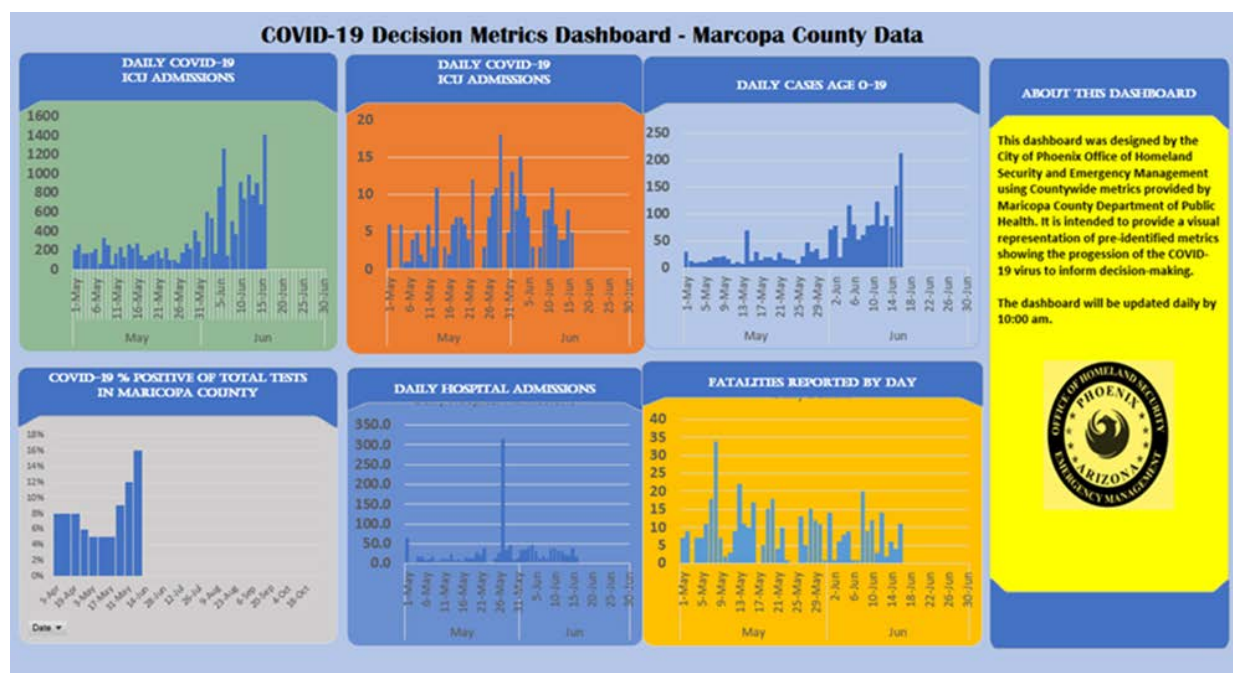
ZIP CODE	Population	17-Jun	Infection Rate (x/1000)
85003	9,369	51	5.4
85004	4,965	45	9.1
85006	25,742	189	7.3
85007	14,040	184	13.1
85008	56,145	593	10.6
85009	52,520	594	11.3
85012	6,390	40	6.3
85013	19,314	111	5.7

85014	24,782	257	10.4
85015	37,644	414	11.0
85016	33,896	220	6.5
85017	38,872	328	8.4
85018	36,065	151	4.2
85019	25,042	286	11.4
85020	32,850	157	4.8
85021	37,743	274	7.3
85022	46,395	154	3.3
85023	31,274	119	3.8
85024	22,898	70	3.1
85027	37,140	97	2.6
85028	19,157	49	2.6
85029	43,233	227	5.3
85031	30,493	332	10.9
85032	65,485	333	5.1
85033	53,037	646	12.2
85034	5,582	67	12.0
85035	47,486	601	12.7
85037	44,771	499	11.1
85040	29,352	279	9.5
85041	54,947	545	9.9
85042	40,962	302	7.4
85043	30,560	328	10.7
85044	37,993	124	3.3
85045	7,238	13	1.8
85048	33,449	104	3.1
85050	25,736	73	2.8
85051	40,375	293	7.3
85053	28,480	121	4.2
85054	5,384	24	4.5
85083	18,104	53	2.9
85085	17,517	67	3.8
85086	40,495	99	2.4
85087	7,708	15	1.9
85339	45,746	349	7.6
<b>Total</b>	<b>1,366,376</b>	<b>9877</b>	
<b>Increase from Prior Day</b>		<b>742</b>	

#### COVID-19 Decision-Making Dashboard (Maricopa County data)

This dashboard has been developed based upon metrics identified at the county level to inform decision-making as COVID-19 progresses. The Office of Homeland Security and Emergency Management is working with Information Technology Systems for how to best share this data. It must be understood that this is a snapshot in time and may differ from hour to hour as information continues to be updated by the source organization. **This data used for the dashboard today was published June 16, 2020.**





### PHX311 Updates:

- Current Hours of Operation: M-F 8 a.m. – 5 p.m. Weekend 9 a.m. – 3 p.m.
- Yesterday's Stats:
  - 45 total inquiries
- Trending Topics:
  - 11 COVID-19 Related Inquiries
  - 14 City Service Line Related Inquiries
  - 22 Miscellaneous Inquiries

### Regional Hospitals Status:

- Hospitals across the region continue to be below maximum capacity
- Department of Health Services recently corrected their total bed count removing "Surge" to more accurately portray capacity

### Hospital Resource Status (Reported):

Resource Type	Total Beds	Number in Use	Percentage in Use
Adult Intensive Care Beds	1,548	1,385	83%
Emergency Department Beds	2,211	946	41%
Inpatient Beds	7,164	6,531	85%
Ventilators	1,788	714	39%

### Number of COVID-19 Cases Hospitalized:

Resources by Type in Use for COVID-19 Cases	Number in Use	Percentage in Use
Adult Intensive Care Beds	531	34%
Emergency Department Beds	1,093	49%
Inpatient Beds	1,582	22%
Ventilators	346	19%



## **Service Delivery Updates:**

---

### **Fire Service Delivery:**

- As of today, service delivery capacity levels remain at 100% with no negative impacts
- Demand for Fire Department service delivery is trending at levels consistent with 2018 and 2019 for the same time periods
- Staffing levels remain high, staff continue to make themselves available to work if needed
- Over the past 24 hours Fire responded to 27 calls for service identified as potential COVID-19 incidents within the City of Phoenix
  - 1.6% increase for the prior 24-hour period, making for a total of 1,726 incidents to date
  - Of the 27 incidents, 9 patients were transported to a hospital
- Confirmed contacts with COVID-19 infected patients by FD members while providing service is now at 151
- The Fire Department has had another employee test positive. The Department has now had a total of 11 employees that have tested positive for COVID-19.
  - 9 sworn and 2 non-sworn (6 of the 10 employees are back to work)
  - A Fire Department Cadet (volunteer) has tested positive
- Fire Department responded to 662 total calls for service over past 24 hours

### **Police Service Delivery:**

- As of June 17, the demand for service has not changed significantly and no issues with staffing have been reported
- Overnight 0 calls for service in reference to public gatherings
  - To date, zero citations have been issued
- 3 calls were made with recommendation for PPE
- There was a total of 108 arrests overnight
- There was a total of 5,675 calls for service received

**From:** [Lisa Fernandez](#)  
**To:** [Kate Gallego](#); [Patrick J Carlson](#)  
**Cc:** [Clark T Princell](#)  
**Subject:** Re: Barnett Report on COVID-19, Racial Justice and Other Actions 6/16  
**Date:** Tuesday, June 16, 2020 7:35:27 PM

---

For sure!

Lisa

Chief of Staff  
Mayor Kate Gallego  
928-580-9923

---

**From:** Kate Gallego <kate.w.gallego@phoenix.gov>  
**Sent:** Tuesday, June 16, 2020 7:33:54 PM  
**To:** Patrick J Carlson <patrick.carlson@phoenix.gov>  
**Cc:** Lisa Fernandez <lisa.fernandez@phoenix.gov>  
**Subject:** Fw: Barnett Report on COVID-19, Racial Justice and Other Actions 6/16

Can we register for the Frank Lutz presentation?

---

**From:** Lisa Fernandez <lisa.fernandez@phoenix.gov>  
**Sent:** Tuesday, June 16, 2020 6:09 PM  
**To:** Kate Gallego <kate.w.gallego@phoenix.gov>; Clark T Princell <clark.princell@phoenix.gov>  
**Cc:** Heather M Ross <heather.ross@phoenix.gov>  
**Subject:** Fwd: Barnett Report on COVID-19, Racial Justice and Other Actions 6/16

Lisa

Chief of Staff  
Mayor Kate Gallego  
928-580-9923

---

**From:** Mayor Bryan K. Barnett <actionalert@usmayors.org>  
**Sent:** Tuesday, June 16, 2020 6:03:01 PM  
**To:** Lisa Fernandez <lisa.fernandez@phoenix.gov>  
**Subject:** Barnett Report on COVID-19, Racial Justice and Other Actions 6/16

[View this email in your browser \[mailchi.mp\]](#)

MAYOR  
**BRYAN K. BARNETT**

*77<sup>th</sup> President of the United States Conference of Mayors*

**USCM President's Report on COVID-19, Racial Justice and Other Actions**

TO: The Mayor

FROM: Bryan K. Barnett, Mayor of Rochester Hills, MI

As you know, we are serving during a time of enormous change. In just the past two days, calls for racial justice and police reform in our cities continue; we've seen a much anticipated landmark ruling from the Supreme Court in favor of protecting LGBTQ Americans from being fired based on sexual orientation; and learned that retail sales recovered in May, reversing the sharp downturns seen in March and April -- certainly some welcome economic news.

Indeed, America is getting back to work. And the coronavirus, as we know, is holding on. In fact, it remains disturbingly prevalent. New daily cases over the past two weeks have increased throughout the country, including in 12 states in which cases have increased by **47% or more**.

Data as of 11:59 p.m. ET, June 15

1. **UPDATE:** USCM Working Group on Police Reform and Racial Justice
2. **REGISTER NOW:** Achieving an Accurate Census Count in the Midst of COVID-19 - June 17 (Wednesday) at Noon ET
3. **RETURNING THIS WEEK:** Bloomberg Harvard COVID-19 Local Response Initiative Session - June 18 (Thursday) at 1:00pm ET
4. **REGISTER NOW: Frank Luntz to be Featured on All Mayors/Business Council Update- June 19 (Friday) at 3:00pm ET**

5. **REGISTER NOW: 10 USCM Policy Standing Committee Meetings - Week of June 22**
6. SAVE THE DATE: Executive Committee (Business Session) - June 30 (Tuesday) at 1:00pm ET
7. SAVE THE DATE: Virtual Plenary Session on Presidential Transition - July 1 (Wednesday ) at Noon ET
8. KEEP PUSHING: Bipartisan Supporting Growing for 4th COVID-19 Supplemental
9. ANNOUNCEMENT: Child Care Resources Showcased in Administration for Children and Families Letter to Nation's Mayors
10. APPLY NOW: \$1 Million in 2020 Wells Fargo and USCM CommunityWINS Housing Affordability Awards - October 9 Deadline
11. RECAP: COVID-19: Disparities to Treatment and Care Webinar
12. RECAP: Water and Wastewater Management During the COVID-19 Pandemic Webinar
13. Connecting with USCM and Exchanging Information with Fellow Mayors

#### **1) UPDATE: USCM Working Group on Police Reform and Racial Justice**

Led by Chicago Mayor Lori E. Lightfoot, who chairs the USCM Criminal and Social Justice Committee, our new Working Group has jumped into the task at hand and held two meetings. At its first meeting on June 9, the members discussed the work they were embarking on, including the key issues to cover in their report and the importance of Congress working with mayors and police chiefs as it develops police reform legislation.

The group co-signed a [letter \[usmayors.us4.list-manage.com\]](https://usmayors.us4.list-manage.com) to Congressional leaders urging federal action and seeking to collaborate as lawmakers began to advance their own solutions. "The U.S. Conference of Mayors is committed to meaningful reforms to address police violence and patterns of racial discrimination in our own communities and beyond," wrote the mayors and police chiefs in the Working Group. They also applauded the introduction of the Justice in Policing Act of 2020 in the House and welcomed the concurrent efforts taking place in the Senate to deliver bipartisan reform. They went on to make the case for their involvement in the process: "As mayors, we are on the front lines of this important conversation with our community and many mayors and police chiefs initiated police reform and accountability measures years ago and have a wealth of experience to add to this most important discussion. We stand ready to meet with you, the bill's sponsors, or other Congressional

leaders as part of the legislative process. We have an opportunity right now to make some needed and important reforms to policing and to work toward racial justice. Let's seize the moment together."

The group held its second meeting yesterday and will meet again at the end of this week as they work toward having recommendations ready to present to the Conference's Criminal and Social Justice Committee, which will meet June 25, and the Conference as a whole.

Working group members, in addition to Mayor Lightfoot are Cincinnati Mayor John Cranley, Chair of the USCM Task Force of Mayors and Police Chiefs; Tampa Mayor Jane Castor, a 31-year veteran of the Tampa Police Department who in 2009 became the first woman to be Tampa's Police Chief, a position she held for six years; and three thoughtful and experienced police chiefs: Michael Harrison of Baltimore; W. H. "Skip" Holbrook of Columbia, SC; and Jeri Williams of Phoenix.

Working with them are Charles Ramsey, an advisor to the Conference of Mayors, and who served as police chief in Washington, DC and Philadelphia and also co-chaired President Obama's Task Force on 21<sup>st</sup> Century Policing; Ron Davis, former Director of the COPS Office - who served as Executive Director of the President's Task Force; former Deputy U.S. Attorney General Jamie Gorelick; and our CEO and Executive Director Tom Cochran and USCM staff.

## **2) REGISTER NOW: Achieving an Accurate Census Count in the Midst of COVID-19 - June 17 (Wednesday) at Noon ET**

In response to the COVID- 19 Pandemic, mayors across the nation pushed for changes in the 2020 Census operations schedule to protect the health and safety of residents and census workers; and adjusted their outreach efforts to help ensure an accurate count of all residents. The importance of the decennial census cannot be overstated in that it provides data that will be used not only for reapportionment and redistricting, but for distributing trillions of dollars in federal aid to state and local governments for education, police and fire protection, housing, transportation, health and human services, job training and many other services.

No one knows better than mayors the importance of making sure all residents



in local communities are counted in the census. Because of COVID-19, many mayors have adjusted their plans for reaching out to help ensure that immigrants, minorities, and other so called hard-to-count individuals respond to the census. The United States Census Bureau has also made significant adjustments in its plans for conducting the 2020 decennial census to help ensure an accurate count.

To help educate mayors on the changes in the Census Bureau's schedule for the 2020 Census and on adjustments mayors are making to ensure an accurate count, USCM is hosting a webinar on Wednesday, June 17 at 12:00 noon (EDT). Featured panelists will include:

- Atlanta Mayor Keisha Lance Bottoms, Chair of the USCM 2020 Census Task Force;
- San Antonio Mayor Ron Nirenberg, Vice Chair of the USCM 2020 Census Task Force;
- Leadership Conference on Civil and Human Rights President and CEO Vanita Gupta; and
- Census Bureau Associate Director of Field Operations Tim Olson.

You will have an opportunity to direct questions to the panel, however, you need to submit your questions in advance, by Tuesday, June 16 so we can answer as many questions as possible for as many cities as possible in the time available. Please send your questions to [nlewis@usmayors.org](mailto:nlewis@usmayors.org).

[CLICK HERE \[usmayors.us4.list-manage.com\]](https://usmayors.us4.list-manage.com) to register for this webinar.

### **3) RETURNING THIS WEEK: Bloomberg Harvard COVID-19 Local Response Initiative Session - June 18 (Thursday) at 1:00pm ET**

In partnership with Bloomberg Philanthropies and others, the COVID-19 Local Response Initiative is providing support and resources to help local leaders combat COVID-19 and protect the social and economic wellbeing of our cities.

We continue to join Bloomberg Philanthropies and their partners at the Johns Hopkins Bloomberg School of Public Health and the Bloomberg Harvard City Leadership Initiative for the convening of the Bloomberg COVID-19 Local Response Initiative City Leaders Virtual Session.

This Thursday, the sessions return in their new monthly format. The

Conference invites you to join the more than 300 cities across the nation who have already registered for Bloomberg Philanthropies' COVID-19 Local Response Initiative. To join, please email [coronavirusresponse@bloomberg.org](mailto:coronavirusresponse@bloomberg.org).

**4) REGISTER NOW: Frank Luntz to be Featured on All-Mayors/Business Council Update - June 19 (Friday) at 3:00pm ET**

Dr. Frank Luntz will return as our featured speaker for our weekly Friday 3:00pm to 4:00pm ET Zoom meeting. Dr. Luntz has new survey data to share with mayors on social injustice, the economy, and COVID-19. He is always an extremely well received speaker among our group.

[CLICK HERE \[usmayors.us4.list-manage.com\]](https://usmayors.us4.list-manage.com) to register for this Zoom meeting.

On our meeting last Friday, Tampa Mayor Jan Castor provided an update regarding our new Working Group for Police Reform and Racial Justice - reviewing their focus on the implementation of policy reforms as well as the content of the recommendations themselves. She stated the group placed an emphasis on a wider use of body cameras and asked for federal assistance to achieve this end. Mayor Michael Copeland of Olathe, KS furthered this desire for transparency with his city instituting a wider adoption of body cameras, an increased civilian oversight board, and a better human relations commissions. On the topic of reform, Mayor Steven Williams of Huntington, WV spoke about the use of social workers with police officers and firefighters, and found they helped reduce compassion fatigue and assisted officers with volatile situations.

Besides direct police reform, the mayors discussed ways to communicate with their community and strengthen and support communities of color. Mayor Eric Garcetti of Los Angeles spoke about investing in communities of color through programs such as Los Angeles' leading gang reduction youth development program, which has grown by 50 percent and has been exported for use in Central America. He also spoke about integrating the police into the community by keeping them in neighborhoods for 5 years and encouraging consistent interaction with members of the community. Mayor Muriel Bowser of the District of Columbia and Mayor Sam Liccardo of San Jose touched on the importance of clearly articulating your values, acknowledging the pain felt by communities of color and listening to their concerns before taking action. After last week's



display of solidarity, Houston Mayor Sylvester Turner thanked mayors across the country for joining him in honoring George Floyd and his family through the lighting of city halls in crimson and gold – the colors of George Floyd's Alma Mater Jack Yates High School.

[CLICK HERE \[usmayors.us4.list-manage.com\]](https://usmayors.us4.list-manage.com) to view a recording of this meeting. You will need to enter the following password to gain access: 0t&535e7

**5) REGISTER NOW: 10 USCM Policy Standing Committee Meetings - Week of June 22**

The 10 USCM policy standing committees will all hold virtual meetings during the week of June 22. The first order of business for each standing committee under USCM rules will be to consider the proposed policy resolutions that were submitted prior to the May 27 deadline, and then any new resolutions offered by a member of the standing committee. The committee chairs may also add speakers or discussion topics to their meeting agendas.

[CLICK HERE \[usmayors.us4.list-manage.com\]](https://usmayors.us4.list-manage.com) to register for any of the 10 policy standing committee meetings and see the proposed policy resolutions that have been assigned to each.

**6) SAVE THE DATE: Executive Committee (Business Session) - June 30 (Tuesday) at 1:00pm ET**

The USCM Constitution empowers the Executive Committee to adopt resolutions when the body is not gathered for an Annual Meeting. Thus, on Tuesday, June 30 at 1:00 pm ET, I will lead a virtual meeting of the USCM Executive Committee (Business Session) to both consider all resolutions approved by the standing committees, and consider the report of the USCM Nominating Committee.

**7) SAVE THE DATE: Virtual Plenary Session on Presidential Transition - July 1 (Wednesday) at Noon ET**

On Wednesday, July 1 at noon ET, we will have a virtual plenary session. First, there will be a video presentation, and I will make an address reporting on my year as our 77th President. Second, there will be a video presentation, and then Mayor Fischer will make an address outlining his priorities for his year as our 78th President.

## **8) KEEP PUSHING: Supporting Growing for 4th COVID-19 Supplemental**

We continue in our efforts to push the Senate to act on emergency fiscal assistance before July 1 - when many cities, counties and states begin their fiscal years. Yet, Hill sources and news reports all indicate that Senate action is not expected until at least mid-July, and what will be included in a 4th COVID-19 supplemental is still VERY much open for debate.

White House economic advisor Kevin Hassett said over the weekend that the White House is open to a 4th supplemental to deal with issues such as liability protections (a priority for Senate Majority Leader Mitch McConnell), help for the travel and tourism industries, and more - although he did not say if they supported fiscal assistance for state and local governments.

The House has already passed The HEROES Act which includes \$187.5 billion in flexible emergency fiscal assistance over two years for ALL municipalities. The House bill also contains many other provisions that help those who reside and work in our cities, including provisions which would help address many health, economic and racial disparities that have been exacerbated as a result of the pandemic.

And, there are growing voices of bipartisan support in the Senate on the need for fiscal assistance for cities, counties and states - but Senate Leadership has NOT committed to this assistance.

So here is what we needed:

### *Fiscal Pain Data*

170 cities have responded to our Mayors COVID-19 Fiscal Pain Tracker - a way for mayors to share public information regarding budget shortfalls and related furloughs, layoffs, or other actions that have resulted from COVID-19.

- If you have not already submitted information, or have updates to content already submitted, please send them to [fiscalpain@usmayors.org](mailto:fiscalpain@usmayors.org). This is a living, breathing USCM initiative that will be key to our success in building support in the Senate for emergency fiscal assistance.

### *Letters to Congress*

A number of mayors have already organized state-wide efforts calling for emergency fiscal assistance:

- Texas mayors, organized by Arlington Mayor Jeff Williams, sent this [letter \[usmayors.us4.list-manage.com\]](https://usmayors.us4.list-manage.com) on April 15.
- Eleven Illinois mayors of cities with a population between 75,000 and 500,000, organized by Rockford Mayor Thomas McNamara, sent a [letter \[usmayors.us4.list-manage.com\]](https://usmayors.us4.list-manage.com) April 20 to the State's delegation urging them to support, "flexible direct funding to municipalities to help limit the crippling economic damage to our cities as a result of this global pandemic."
- Seven Iowa Mayors co-authored on May 6 this [op-ed \[usmayors.us4.list-manage.com\]](https://usmayors.us4.list-manage.com), "Congress: stand up for cities," that appeared in the *Quad-City Times*.
- Pennsylvania mayors, organized by Scranton Mayor Paige Cagnetti, sent this [letter \[usmayors.us4.list-manage.com\]](https://usmayors.us4.list-manage.com) on May 13.
- Forty Michigan mayors signed on to a [letter \[usmayors.us4.list-manage.com\]](https://usmayors.us4.list-manage.com) of support for direct local assistance for all cities that I distributed. The May 28 letter urges our Michigan Congressional delegation in Washington to help us.
- And, there could be other letters or efforts out there.

It's not too late! I strongly encourage all mayors to act - statewide. Fifty letters or op-eds from mayors in all 50 states! Imagine what impact that would have as we push to get the Senate to act on fiscal assistance.

#### **9) ANNOUNCEMENT: Child Care Resources Showcased in Administration for Children and Families Letter to Nation's Mayors**

The Department of Health and Human Services' Administration for Children and Families' Office of Child Care (OCC) is available as a resource to cities nationwide concerned about the impact of COVID-19 on their communities, including the effect on child care programs and providers. Thus, the Office created a Child Care COVID-19 Resources page that provides specific guidance, information and resources that may be helpful to mayors, child program administrators, policy makers and others locally during the current public health emergency. Please [CLICK HERE \[usmayors.us4.list-manage.com\]](https://usmayors.us4.list-manage.com) to learn more.

In addition to this resource, OCC Director Shannon Christian shared a letter with USCM last week to best engage all mayors to showcase available flexibilities in the Child Care and Development Fund (CCDF) block grant program and highlight best resources for CCDF lead agencies. The letter also encourages mayors “to be in touch with your State’s Lead Agency to discuss how policies and recent funding will impact local governments and how these changes affect your children and families” as “CCDF Lead Agencies determine how to best utilize resources to meet new challenges presented by COVID-19.” To read the full letter, please [CLICK HERE \[usmayors.us4.list-manage.com\]](https://usmayors.us4.list-manage.com).

You can also locate your State’s Lead Agency [HERE \[usmayors.us4.list-manage.com\]](https://usmayors.us4.list-manage.com).

As funding is State administered, USCM also strongly encourages all mayors to contact your State’s Lead Agency directly to learn more about how CCDF funding supports local child care providers or programs in your city. If you need any additional assistance, please also contact Dalen Harris on the conference staff at [dharris@usmayors.org](mailto:dharris@usmayors.org).

#### **10) APPLY NOW: \$1 Million in 2020 Wells Fargo and USCM CommunityWINS Housing Affordability Awards - October 9 Deadline**

Your city can now apply for the 2020 U.S. Conference of Mayors and Wells Fargo CommunityWINS awards. Competitive grants of \$1 million will be awarded to eight nonprofits with projects that will foster citizen access to safe and affordable housing.

Since 2015, The U.S. Conference of Mayors and Wells Fargo have awarded six million dollars to nonprofits in cities through the CommunityWINS program in such areas as workforce development, economic development, and neighborhood stabilization. But in 2020, the program will focus on housing affordability and solutions designed to increase the availability and affordability of rentals, transitional housing, or sustainable homeownership.

USCM members can nominate up to three eligible nonprofit housing initiatives. Grant requirements and the online application form are now available for submission at [www.usmayors.org/communitywins](https://www.usmayors.org/communitywins) [\[usmayors.us4.list-manage.com\]](https://usmayors.us4.list-manage.com). Nonprofits must submit applications by October 9, 2020. Grantees will be named during the Mayor’s 89th Winter Meeting in Washington,



DC. For questions, please email: [CommunityWINS@wellsfargo.com](mailto:CommunityWINS@wellsfargo.com).

### **11) RECAP: COVID-19: Disparities to Treatment and Care Webinar**

Last Thursday, the conference organized a webinar on the longstanding concern of health disparities and how mayors are promoting inclusion and health equity now and well into the future in their cities. The session was moderated by Children, Health and Human Service Standing Committee Chair and Richmond (VA) Mayor Levar Stoney.

Throughout, panelists showcased how data has revealed higher rates of COVID-19 hospitalizations, deaths, and positive cases based on race and ethnicity in their communities. Additionally, panelists offered insight into how long standing socio-economic, environmental, and other factors have negatively impacted the most vulnerable, workers with low incomes or loss of jobs, and people living in poverty. In response, Providence Mayor Jorge Elorza of Providence and Mayor Stoney highlighted programs and outreach that they have launched in their cities to improve health equity for vulnerable residents in their community. Additionally, Fremont Mayor Lily Mei showcased efforts that she has undertaken to support inclusion for the diverse residents of her rapidly growing East Bay region; and noted public health expert and former Boston Health Commissioner John Auerbach provided a set of recommendations for mayors to implement now to improve health equity.

[CLICK HERE \[usmayors.us4.list-manage.com\]](https://usmayors.us4.list-manage.com) to view a recording of this webinar.

### **12) RECAP: Water and Wastewater Management During the COVID-19 Pandemic Webinar**

Mayors discussed the COVID-19 pandemic impacts on their water and sewer utilities last Friday, June 12 with private sector counterparts Veolia North America and American Water. The session was moderated by Napa Mayor Jill Techel and Lima Mayor David Berger, Co-Chairs of the USCM Mayors Water Council.

The new information shared indicates it is too early to provide complete information on the financial impacts, but the systems have been in full operation. Panelists stated that worker protection and PPE and distancing are being integrated into daily work. No lay-offs or furloughs were implemented in

these systems. Panelists also mentioned that they were suspending shut-offs for nonpayment. Mayor Steve Callaway, Hillsboro (OR) mentioned that the final bill will come due for our utilities when the stimulus financial support like the Paycheck Protection Program ends and a few months worth of bills come due for many households.

The U. S. Environmental Protection Agency recently appointed Ms. Jamie Piziali as the first-ever Municipal Ombudsman. Ms. Piziali is now the Agency's point person for mayors and city staff dealing with water and sewer utilities. She described some of the duties and responsibilities of the Ombudsman and offered to work with mayors. Ms. Piziali can be contacted at:  
[Piziali.Jamie@epa.gov](mailto:Piziali.Jamie@epa.gov).

[CLICK HERE \[usmayors.us4.list-manage.com\]](#) to view a recording of this webinar.

### **13) Connecting with USCM and Exchanging Information with Fellow Mayors**

As a reminder, we have placed numerous resources and key federal links on our special [COVID-19 webpage \[usmayors.us4.list-manage.com\]](#) on the usmayors.org site, and we've created a [Slack Channel \[usmayors.us4.list-manage.com\]](#) where cities can exchange information. We encourage you to join the conversation on Slack if you haven't already done so. In addition, please feel free to reach out to me directly at 248-227-2869 (cell) or [barnettb@rochesterhills.org](mailto:barnettb@rochesterhills.org) on any matter on which I personally or USCM as an organization can be of assistance. And you can always reach our CEO and Executive Director Tom Cochran at 202-744-9110 (cell) or [tcochran@usmayors.org](mailto:tcochran@usmayors.org).

.....

Let me put an exclamation point on topic #2 above: **Achieving an Accurate Census Count in the Midst of COVID-19**. It's a webinar taking place tomorrow (Wednesday, 6/17) at noon ET.



If it weren't for the pandemic, the economic downturn, racial unrest, and the need for police reform, the 2020 Census would be the lead story in every one of our cities -- especially right now, as the push to encourage residents to fill out their Census form (today!) would be a full court press.

But it must remain a priority. Please don't miss this opportunity to learn from other mayors and subject matter experts, as we engage in the effort to ensure a full and accurate count in 2020. [CLICK HERE \[usmayors.us4.list-manage.com\]](https://usmayors.us4.list-manage.com) to register for this webinar.

I want to also remind everyone that the 10 USCM Policy Standing Committees will all hold virtual meetings **NEXT WEEK** -- the week of June 22nd. [CLICK HERE \[usmayors.us4.list-manage.com\]](https://usmayors.us4.list-manage.com) to register for any of the 10 policy standing committee meetings and see the proposed policy resolutions that have been assigned to each.

.....

Let me end with my ongoing appeal! If you're not a member of The U.S. Conference of Mayors, **please join us!** There's never been a better time to be a part of this group. Questions? My contact information is above. Luther Roberts, Director of Membership at USCM, can also help. He can be reached at [lroberts@usmayors.org](mailto:lroberts@usmayors.org).

Mayors, lead boldly -- and know that our USCM family is behind every one of you. Now more than ever.

BKB



[\[usmayors.us4.list-manage.com\]](https://usmayors.us4.list-manage.com)



[\[usmayors.us4.list-manage.com\]](https://usmayors.us4.list-manage.com)



[\[usmayors.us4.list-manage.com\]](https://usmayors.us4.list-manage.com)



[\[usmayors.us4.list-manage.com\]](https://usmayors.us4.list-manage.com)



[\[usmayors.us4.list-manage.com\]](https://usmayors.us4.list-manage.com)



[\[usmayors.us4.list-manage.com\]](https://usmayors.us4.list-manage.com)



[\[usmayors.us4.list-manage.com\]](https://usmayors.us4.list-manage.com)

---

*Copyright © 2020 The United States Conference of Mayors, All rights reserved.*  
To change your contact information, please visit <https://community.usmayors.org/>.

**Our mailing address is:**

The United States Conference of Mayors  
1620 I St., N.W.  
4th Floor  
Washington, DC 20006

Add us to your address book [\[usmayors.us4.list-manage.com\]](https://usmayors.us4.list-manage.com)

Want to change how you receive these emails?

Update your contact information [\[usmayors.us4.list-manage.com\]](https://usmayors.us4.list-manage.com), update your preferences [\[usmayors.us4.list-manage.com\]](https://usmayors.us4.list-manage.com) or unsubscribe from this list [\[usmayors.us4.list-manage.com\]](https://usmayors.us4.list-manage.com)



**From:** [Lisa Fernandez](#)  
**To:** [Kate Gallego](#); [Clark T Princell](#)  
**Cc:** [Heather M Ross](#)  
**Subject:** Fwd: Barnett Report on COVID-19, Racial Justice and Other Actions 6/16  
**Date:** Tuesday, June 16, 2020 6:09:13 PM

---

Lisa

Chief of Staff  
Mayor Kate Gallego  


---

**From:** Mayor Bryan K. Barnett <[actionalert@usmayors.org](mailto:actionalert@usmayors.org)>  
**Sent:** Tuesday, June 16, 2020 6:03:01 PM  
**To:** Lisa Fernandez <[lisa.fernandez@phoenix.gov](mailto:lisa.fernandez@phoenix.gov)>  
**Subject:** Barnett Report on COVID-19, Racial Justice and Other Actions 6/16

[View this email in your browser \[mailchi.mp\]](#)

**MAYOR**  
**BRYAN K. BARNETT**

*77<sup>th</sup> President of the United States Conference of Mayors*

## **USCM President's Report on COVID-19, Racial Justice and Other Actions**

TO: The Mayor

FROM: Bryan K. Barnett, Mayor of Rochester Hills, MI

As you know, we are serving during a time of enormous change. In just the past two days, calls for racial justice and police reform in our cities continue; we've seen a much anticipated landmark ruling from the Supreme Court in favor of protecting LGBTQ Americans from being fired based on sexual orientation; and learned that retail sales recovered in May, reversing the sharp downturns seen in March and April -- certainly some welcome economic news.

Indeed, America is getting back to work. And the coronavirus, as we know, is holding on. In fact, it remains disturbingly prevalent. New daily cases over the past two weeks have increased throughout the country, including in 12 states in

which cases have increased by **47% or more**.

Where New Cases Are Going Up, Leveling Off, Or Going Down

Data as of 11:59 p.m. ET, June 15

NEW DAILY CASES VS. 2 WEEKS AGO

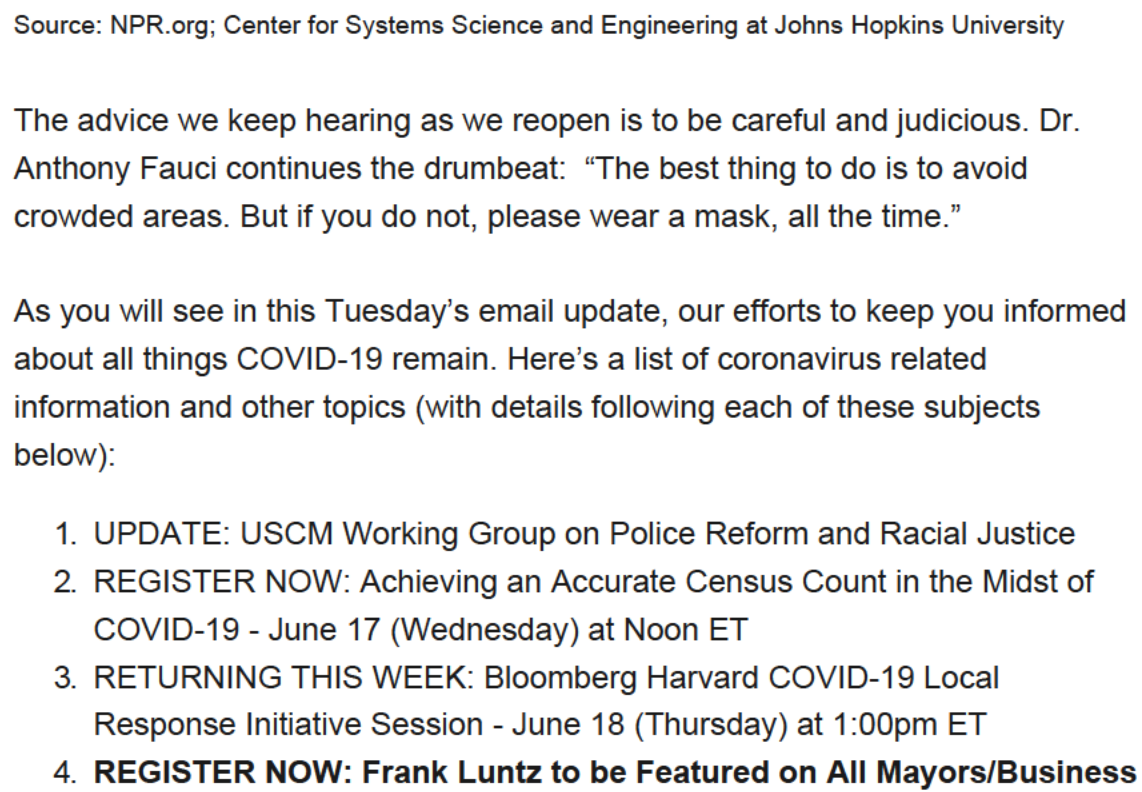
-100% -50% -5% +5% +50% +100%

Source: NPR.org; Center for Systems Science and Engineering at Johns Hopkins University

The advice we keep hearing as we reopen is to be careful and judicious. Dr. Anthony Fauci continues the drumbeat: “The best thing to do is to avoid crowded areas. But if you do not, please wear a mask, all the time.”

As you will see in this Tuesday’s email update, our efforts to keep you informed about all things COVID-19 remain. Here’s a list of coronavirus related information and other topics (with details following each of these subjects below):

1. **UPDATE:** USCM Working Group on Police Reform and Racial Justice
2. **REGISTER NOW:** Achieving an Accurate Census Count in the Midst of COVID-19 - June 17 (Wednesday) at Noon ET
3. **RETURNING THIS WEEK:** Bloomberg Harvard COVID-19 Local Response Initiative Session - June 18 (Thursday) at 1:00pm ET
4. **REGISTER NOW:** Frank Luntz to be Featured on All Mayors/Business



The advice we keep hearing as we reopen is to be careful and judicious. Dr. Anthony Fauci continues the drumbeat: “The best thing to do is to avoid crowded areas. But if you do not, please wear a mask, all the time.”

As you will see in this Tuesday’s email update, our efforts to keep you informed about all things COVID-19 remain. Here’s a list of coronavirus related information and other topics (with details following each of these subjects below):

1. **UPDATE:** USCM Working Group on Police Reform and Racial Justice
2. **REGISTER NOW:** Achieving an Accurate Census Count in the Midst of COVID-19 - June 17 (Wednesday) at Noon ET
3. **RETURNING THIS WEEK:** Bloomberg Harvard COVID-19 Local Response Initiative Session - June 18 (Thursday) at 1:00pm ET
4. **REGISTER NOW: Frank Luntz to be Featured on All Mayors/Business**

As you will see in this Tuesday's email update, our efforts to keep you informed about all things COVID-19 remain. Here's a list of coronavirus related information and other topics (with details following each of these subjects below):

1. **UPDATE:** USCM Working Group on Police Reform and Racial Justice
2. **REGISTER NOW:** Achieving an Accurate Census Count in the Midst of COVID-19 - June 17 (Wednesday) at Noon ET
3. **RETURNING THIS WEEK:** Bloomberg Harvard COVID-19 Local Response Initiative Session - June 18 (Thursday) at 1:00pm ET
4. **REGISTER NOW: Frank Luntz to be Featured on All Mayors/Business**

- As you will see in this Tuesday's email update, our efforts to keep you informed about all things COVID-19 remain. Here's a list of coronavirus related information and other topics (with details following each of these subjects below):
1. **UPDATE:** USCM Working Group on Police Reform and Racial Justice
  2. **REGISTER NOW:** Achieving an Accurate Census Count in the Midst of COVID-19 - June 17 (Wednesday) at Noon ET
  3. **RETURNING THIS WEEK:** Bloomberg Harvard COVID-19 Local Response Initiative Session - June 18 (Thursday) at 1:00pm ET
  4. **REGISTER NOW: Frank Luntz to be Featured on All Mayors/Business**

**Council Update- June 19 (Friday) at 3:00pm ET**

- 5. REGISTER NOW: 10 USCM Policy Standing Committee Meetings - Week of June 22**
6. SAVE THE DATE: Executive Committee (Business Session) - June 30 (Tuesday) at 1:00pm ET
7. SAVE THE DATE: Virtual Plenary Session on Presidential Transition - July 1 (Wednesday ) at Noon ET
8. KEEP PUSHING: Bipartisan Supporting Growing for 4th COVID-19 Supplemental
9. ANNOUNCEMENT: Child Care Resources Showcased in Administration for Children and Families Letter to Nation's Mayors
10. APPLY NOW: \$1 Million in 2020 Wells Fargo and USCM CommunityWINS Housing Affordability Awards - October 9 Deadline
11. RECAP: COVID-19: Disparities to Treatment and Care Webinar
12. RECAP: Water and Wastewater Management During the COVID-19 Pandemic Webinar
13. Connecting with USCM and Exchanging Information with Fellow Mayors

**1) UPDATE: USCM Working Group on Police Reform and Racial Justice**

Led by Chicago Mayor Lori E. Lightfoot, who chairs the USCM Criminal and Social Justice Committee, our new Working Group has jumped into the task at hand and held two meetings. At its first meeting on June 9, the members discussed the work they were embarking on, including the key issues to cover in their report and the importance of Congress working with mayors and police chiefs as it develops police reform legislation.

The group co-signed a [letter \[usmayors.us4.list-manage.com\]](https://usmayors.us4.list-manage.com) to Congressional leaders urging federal action and seeking to collaborate as lawmakers began to advance their own solutions. "The U.S. Conference of Mayors is committed to meaningful reforms to address police violence and patterns of racial discrimination in our own communities and beyond," wrote the mayors and police chiefs in the Working Group. They also applauded the introduction of the Justice in Policing Act of 2020 in the House and welcomed the concurrent efforts taking place in the Senate to deliver bipartisan reform. They went on to make the case for their involvement in the process: "As mayors, we are on the front lines of this important conversation with our community and many mayors and police chiefs initiated police reform and accountability measures years ago and have a wealth of experience to add to this most important discussion. We

stand ready to meet with you, the bill's sponsors, or other Congressional leaders as part of the legislative process. We have an opportunity right now to make some needed and important reforms to policing and to work toward racial justice. Let's seize the moment together."

The group held its second meeting yesterday and will meet again at the end of this week as they work toward having recommendations ready to present to the Conference's Criminal and Social Justice Committee, which will meet June 25, and the Conference as a whole.

Working group members, in addition to Mayor Lightfoot are Cincinnati Mayor John Cranley, Chair of the USCM Task Force of Mayors and Police Chiefs; Tampa Mayor Jane Castor, a 31-year veteran of the Tampa Police Department who in 2009 became the first woman to be Tampa's Police Chief, a position she held for six years; and three thoughtful and experienced police chiefs: Michael Harrison of Baltimore; W. H. "Skip" Holbrook of Columbia, SC; and Jeri Williams of Phoenix.

Working with them are Charles Ramsey, an advisor to the Conference of Mayors, and who served as police chief in Washington, DC and Philadelphia and also co-chaired President Obama's Task Force on 21<sup>st</sup> Century Policing; Ron Davis, former Director of the COPS Office - who served as Executive Director of the President's Task Force; former Deputy U.S. Attorney General Jamie Gorelick; and our CEO and Executive Director Tom Cochran and USCM staff.

## **2) REGISTER NOW: Achieving an Accurate Census Count in the Midst of COVID-19 - June 17 (Wednesday) at Noon ET**

In response to the COVID- 19 Pandemic, mayors across the nation pushed for changes in the 2020 Census operations schedule to protect the health and safety of residents and census workers; and adjusted their outreach efforts to help ensure an accurate count of all residents. The importance of the decennial census cannot be overstated in that it provides data that will be used not only for reapportionment and redistricting, but for distributing trillions of dollars in federal aid to state and local governments for education, police and fire protection, housing, transportation, health and human services, job training and many other services.

No one knows better than mayors the importance of making sure all residents in local communities are counted in the census. Because of COVID-19, many mayors have adjusted their plans for reaching out to help ensure that immigrants, minorities, and other so called hard-to-count individuals respond to the census. The United States Census Bureau has also made significant adjustments in its plans for conducting the 2020 decennial census to help ensure an accurate count.

To help educate mayors on the changes in the Census Bureau's schedule for the 2020 Census and on adjustments mayors are making to ensure an accurate count, USCM is hosting a webinar on Wednesday, June 17 at 12:00 noon (EDT). Featured panelists will include:

- Atlanta Mayor Keisha Lance Bottoms, Chair of the USCM 2020 Census Task Force;
- San Antonio Mayor Ron Nirenberg, Vice Chair of the USCM 2020 Census Task Force;
- Leadership Conference on Civil and Human Rights President and CEO Vanita Gupta; and
- Census Bureau Associate Director of Field Operations Tim Olson.

You will have an opportunity to direct questions to the panel, however, you need to submit your questions in advance, by Tuesday, June 16 so we can answer as many questions as possible for as many cities as possible in the time available. Please send your questions to [nlewis@usmayors.org](mailto:nlewis@usmayors.org).

[CLICK HERE \[usmayors.us4.list-manage.com\]](https://usmayors.us4.list-manage.com) to register for this webinar.

### **3) RETURNING THIS WEEK: Bloomberg Harvard COVID-19 Local Response Initiative Session - June 18 (Thursday) at 1:00pm ET**

In partnership with Bloomberg Philanthropies and others, the COVID-19 Local Response Initiative is providing support and resources to help local leaders combat COVID-19 and protect the social and economic wellbeing of our cities.

We continue to join Bloomberg Philanthropies and their partners at the Johns Hopkins Bloomberg School of Public Health and the Bloomberg Harvard City Leadership Initiative for the convening of the Bloomberg COVID-19 Local Response Initiative City Leaders Virtual Session.



This Thursday, the sessions return in their new monthly format. The Conference invites you to join the more than 300 cities across the nation who have already registered for Bloomberg Philanthropies' COVID-19 Local Response Initiative. To join, please email [coronavirusresponse@bloomberg.org](mailto:coronavirusresponse@bloomberg.org).

**4) REGISTER NOW: Frank Luntz to be Featured on All-Mayors/Business Council Update - June 19 (Friday) at 3:00pm ET**

Dr. Frank Luntz will return as our featured speaker for our weekly Friday 3:00pm to 4:00pm ET Zoom meeting. Dr. Luntz has new survey data to share with mayors on social injustice, the economy, and COVID-19. He is always an extremely well received speaker among our group.

[CLICK HERE \[usmayors.us4.list-manage.com\]](https://usmayors.us4.list-manage.com) to register for this Zoom meeting.

On our meeting last Friday, Tampa Mayor Jan Castor provided an update regarding our new Working Group for Police Reform and Racial Justice - reviewing their focus on the implementation of policy reforms as well as the content of the recommendations themselves. She stated the group placed an emphasis on a wider use of body cameras and asked for federal assistance to achieve this end. Mayor Michael Copeland of Olathe, KS furthered this desire for transparency with his city instituting a wider adoption of body cameras, an increased civilian oversight board, and a better human relations commissions. On the topic of reform, Mayor Steven Williams of Huntington, WV spoke about the use of social workers with police officers and firefighters, and found they helped reduce compassion fatigue and assisted officers with volatile situations.

Besides direct police reform, the mayors discussed ways to communicate with their community and strengthen and support communities of color. Mayor Eric Garcetti of Los Angeles spoke about investing in communities of color through programs such as Los Angeles' leading gang reduction youth development program, which has grown by 50 percent and has been exported for use in Central America. He also spoke about integrating the police into the community by keeping them in neighborhoods for 5 years and encouraging consistent interaction with members of the community. Mayor Muriel Bowser of the District of Columbia and Mayor Sam Liccardo of San Jose touched on the importance of clearly articulating your values, acknowledging the pain felt by communities of color and listening to their concerns before taking action. After last week's display of solidarity, Houston Mayor Sylvester Turner thanked mayors across

the country for joining him in honoring George Floyd and his family through the lighting of city halls in crimson and gold – the colors of George Floyd's Alma Mater Jack Yates High School.

[CLICK HERE \[usmayors.us4.list-manage.com\]](https://usmayors.us4.list-manage.com) to view a recording of this meeting. You will need to enter the following password to gain access:  
0t&535e7

**5) REGISTER NOW: 10 USCM Policy Standing Committee Meetings - Week of June 22**

The 10 USCM policy standing committees will all hold virtual meetings during the week of June 22. The first order of business for each standing committee under USCM rules will be to consider the proposed policy resolutions that were submitted prior to the May 27 deadline, and then any new resolutions offered by a member of the standing committee. The committee chairs may also add speakers or discussion topics to their meeting agendas.

[CLICK HERE \[usmayors.us4.list-manage.com\]](https://usmayors.us4.list-manage.com) to register for any of the 10 policy standing committee meetings and see the proposed policy resolutions that have been assigned to each.

**6) SAVE THE DATE: Executive Committee (Business Session) - June 30 (Tuesday) at 1:00pm ET**

The USCM Constitution empowers the Executive Committee to adopt resolutions when the body is not gathered for an Annual Meeting. Thus, on Tuesday, June 30 at 1:00 pm ET, I will lead a virtual meeting of the USCM Executive Committee (Business Session) to both consider all resolutions approved by the standing committees, and consider the report of the USCM Nominating Committee.

**7) SAVE THE DATE: Virtual Plenary Session on Presidential Transition - July 1 (Wednesday) at Noon ET**

On Wednesday, July 1 at noon ET, we will have a virtual plenary session. First, there will be a video presentation, and I will make an address reporting on my year as our 77th President. Second, there will be a video presentation, and then Mayor Fischer will make an address outlining his priorities for his year as our 78th President.

## **8) KEEP PUSHING: Supporting Growing for 4th COVID-19 Supplemental**

We continue in our efforts to push the Senate to act on emergency fiscal assistance before July 1 - when many cities, counties and states begin their fiscal years. Yet, Hill sources and news reports all indicate that Senate action is not expected until at least mid-July, and what will be included in a 4th COVID-19 supplemental is still VERY much open for debate.

White House economic advisor Kevin Hassett said over the weekend that the White House is open to a 4th supplemental to deal with issues such as liability protections (a priority for Senate Majority Leader Mitch McConnell), help for the travel and tourism industries, and more - although he did not say if they supported fiscal assistance for state and local governments.

The House has already passed The HEROES Act which includes \$187.5 billion in flexible emergency fiscal assistance over two years for ALL municipalities. The House bill also contains many other provisions that help those who reside and work in our cities, including provisions which would help address many health, economic and racial disparities that have been exacerbated as a result of the pandemic.

And, there are growing voices of bipartisan support in the Senate on the need for fiscal assistance for cities, counties and states - but Senate Leadership has NOT committed to this assistance.

So here is what we needed:

### *Fiscal Pain Data*

170 cities have responded to our Mayors COVID-19 Fiscal Pain Tracker - a way for mayors to share public information regarding budget shortfalls and related furloughs, layoffs, or other actions that have resulted from COVID-19.

- If you have not already submitted information, or have updates to content already submitted, please send them to [fiscalpain@usmayors.org](mailto:fiscalpain@usmayors.org). This is a living, breathing USCM initiative that will be key to our success in building support in the Senate for emergency fiscal assistance.

### *Letters to Congress*



A number of mayors have already organized state-wide efforts calling for emergency fiscal assistance:

- Texas mayors, organized by Arlington Mayor Jeff Williams, sent this [letter \[usmayors.us4.list-manage.com\]](#) on April 15.
- Eleven Illinois mayors of cities with a population between 75,000 and 500,000, organized by Rockford Mayor Thomas McNamara, sent a [letter \[usmayors.us4.list-manage.com\]](#) April 20 to the State's delegation urging them to support, "flexible direct funding to municipalities to help limit the crippling economic damage to our cities as a result of this global pandemic."
- Seven Iowa Mayors co-authored on May 6 this [op-ed \[usmayors.us4.list-manage.com\]](#), "Congress: stand up for cities," that appeared in the *Quad-City Times*.
- Pennsylvania mayors, organized by Scranton Mayor Paige Cagnetti, sent this [letter \[usmayors.us4.list-manage.com\]](#) on May 13.
- Forty Michigan mayors signed on to a [letter \[usmayors.us4.list-manage.com\]](#) of support for direct local assistance for all cities that I distributed. The May 28 letter urges our Michigan Congressional delegation in Washington to help us.
- And, there could be other letters or efforts out there.

It's not too late! I strongly encourage all mayors to act - statewide. Fifty letters or op-eds from mayors in all 50 states! Imagine what impact that would have as we push to get the Senate to act on fiscal assistance.

### **9) ANNOUNCEMENT: Child Care Resources Showcased in Administration for Children and Families Letter to Nation's Mayors**

The Department of Health and Human Services' Administration for Children and Families' Office of Child Care (OCC) is available as a resource to cities nationwide concerned about the impact of COVID-19 on their communities, including the effect on child care programs and providers. Thus, the Office created a Child Care COVID-19 Resources page that provides specific guidance, information and resources that may be helpful to mayors, child program administrators, policy makers and others locally during the current public health emergency. Please [CLICK HERE \[usmayors.us4.list-manage.com\]](#) to learn more.

In addition to this resource, OCC Director Shannon Christian shared a letter with

USCM last week to best engage all mayors to showcase available flexibilities in the Child Care and Development Fund (CCDF) block grant program and highlight best resources for CCDF lead agencies. The letter also encourages mayors “to be in touch with your State’s Lead Agency to discuss how policies and recent funding will impact local governments and how these changes affect your children and families” as “CCDF Lead Agencies determine how to best utilize resources to meet new challenges presented by COVID-19.” To read the full letter, please [CLICK HERE \[usmayors.us4.list-manage.com\]](https://usmayors.us4.list-manage.com).

You can also locate your State’s Lead Agency [HERE \[usmayors.us4.list-manage.com\]](https://usmayors.us4.list-manage.com).

As funding is State administered, USCM also strongly encourages all mayors to contact your State’s Lead Agency directly to learn more about how CCDF funding supports local child care providers or programs in your city. If you need any additional assistance, please also contact Dalen Harris on the conference staff at [dharris@usmayors.org](mailto:dharris@usmayors.org).

**10) APPLY NOW: \$1 Million in 2020 Wells Fargo and USCM CommunityWINS Housing Affordability Awards - October 9 Deadline**

Your city can now apply for the 2020 U.S. Conference of Mayors and Wells Fargo CommunityWINS awards. Competitive grants of \$1 million will be awarded to eight nonprofits with projects that will foster citizen access to safe and affordable housing.

Since 2015, The U.S. Conference of Mayors and Wells Fargo have awarded six million dollars to nonprofits in cities through the CommunityWINS program in such areas as workforce development, economic development, and neighborhood stabilization. But in 2020, the program will focus on housing affordability and solutions designed to increase the availability and affordability of rentals, transitional housing, or sustainable homeownership.

USCM members can nominate up to three eligible nonprofit housing initiatives. Grant requirements and the online application form are now available for submission at [www.usmayors.org/communitywins](https://www.usmayors.org/communitywins) [\[usmayors.us4.list-manage.com\]](https://usmayors.us4.list-manage.com). Nonprofits must submit applications by October 9, 2020. Grantees will be named during the Mayor’s 89th Winter Meeting in Washington, DC. For questions, please email: [CommunityWINS@wellsfargo.com](mailto:CommunityWINS@wellsfargo.com).

### **11) RECAP: COVID-19: Disparities to Treatment and Care Webinar**

Last Thursday, the conference organized a webinar on the longstanding concern of health disparities and how mayors are promoting inclusion and health equity now and well into the future in their cities. The session was moderated by Children, Health and Human Service Standing Committee Chair and Richmond (VA) Mayor Levar Stoney.

Throughout, panelists showcased how data has revealed higher rates of COVID-19 hospitalizations, deaths, and positive cases based on race and ethnicity in their communities. Additionally, panelists offered insight into how long standing socio-economic, environmental, and other factors have negatively impacted the most vulnerable, workers with low incomes or loss of jobs, and people living in poverty. In response, Providence Mayor Jorge Elorza of Providence and Mayor Stoney highlighted programs and outreach that they have launched in their cities to improve health equity for vulnerable residents in their community. Additionally, Fremont Mayor Lily Mei showcased efforts that she has undertaken to support inclusion for the diverse residents of her rapidly growing East Bay region; and noted public health expert and former Boston Health Commissioner John Auerbach provided a set of recommendations for mayors to implement now to improve health equity.

[CLICK HERE \[usmayors.us4.list-manage.com\]](https://usmayors.us4.list-manage.com) to view a recording of this webinar.

### **12) RECAP: Water and Wastewater Management During the COVID-19 Pandemic Webinar**

Mayors discussed the COVID-19 pandemic impacts on their water and sewer utilities last Friday, June 12 with private sector counterparts Veolia North America and American Water. The session was moderated by Napa Mayor Jill Techel and Lima Mayor David Berger, Co-Chairs of the USCM Mayors Water Council.

The new information shared indicates it is too early to provide complete information on the financial impacts, but the systems have been in full operation. Panelists stated that worker protection and PPE and distancing are being integrated into daily work. No lay-offs or furloughs were implemented in these systems. Panelists also mentioned that they were suspending shut-offs for

nonpayment. Mayor Steve Callaway, Hillsboro (OR) mentioned that the final bill will come due for our utilities when the stimulus financial support like the Paycheck Protection Program ends and a few months worth of bills come due for many households.

The U. S. Environmental Protection Agency recently appointed Ms. Jamie Piziali as the first-ever Municipal Ombudsman. Ms. Piziali is now the Agency's point person for mayors and city staff dealing with water and sewer utilities. She described some of the duties and responsibilities of the Ombudsman and offered to work with mayors. Ms. Piziali can be contacted at:

[Piziali.Jamie@epa.gov](mailto:Piziali.Jamie@epa.gov).

[CLICK HERE \[usmayors.us4.list-manage.com\]](#) to view a recording of this webinar.

### **13) Connecting with USCM and Exchanging Information with Fellow Mayors**

As a reminder, we have placed numerous resources and key federal links on our special [COVID-19 webpage \[usmayors.us4.list-manage.com\]](#) on the usmayors.org site, and we've created a [Slack Channel \[usmayors.us4.list-manage.com\]](#) where cities can exchange information. We encourage you to join the conversation on Slack if you haven't already done so. In addition, please feel free to reach out to me directly at 248-227-2869 (cell) or [barnettb@rochesterhills.org](mailto:barnettb@rochesterhills.org) on any matter on which I personally or USCM as an organization can be of assistance. And you can always reach our CEO and Executive Director Tom Cochran at 202-744-9110 (cell) or [tcochran@usmayors.org](mailto:tcochran@usmayors.org).

.....

Let me put an exclamation point on topic #2 above: **Achieving an Accurate Census Count in the Midst of COVID-19**. It's a webinar taking place tomorrow (Wednesday, 6/17) at noon ET.

The logo for the 2020 United States Census. It features the words "United States" in a small, sans-serif font, followed by "Census" in a large, bold, sans-serif font, and "2020" in a large, bold, sans-serif font below it.

If it weren't for the pandemic, the economic downturn, racial unrest, and the need for police reform, the 2020 Census would be the lead story in every one of our cities -- especially right now, as the push to encourage residents to fill out their Census form (today!) would be a full court press.

But it must remain a priority. Please don't miss this opportunity to learn from other mayors and subject matter experts, as we engage in the effort to ensure a full and accurate count in 2020. [CLICK HERE \[usmayors.us4.list-manage.com\]](https://usmayors.us4.list-manage.com) to register for this webinar.

I want to also remind everyone that the 10 USCM Policy Standing Committees will all hold virtual meetings **NEXT WEEK** -- the week of June 22nd. [CLICK HERE \[usmayors.us4.list-manage.com\]](https://usmayors.us4.list-manage.com) to register for any of the 10 policy standing committee meetings and see the proposed policy resolutions that have been assigned to each.

.....

Let me end with my ongoing appeal! If you're not a member of The U.S. Conference of Mayors, **please join us!** There's never been a better time to be a part of this group. Questions? My contact information is above. Luther Roberts, Director of Membership at USCM, can also help. He can be reached at [lroberts@usmayors.org](mailto:lroberts@usmayors.org).

Mayors, lead boldly -- and know that our USCM family is behind every one of you. Now more than ever.

BKB



[\[usmayors.us4.list-manage.com\]](https://usmayors.us4.list-manage.com)



[\[usmayors.us4.list-manage.com\]](https://usmayors.us4.list-manage.com)



[\[usmayors.us4.list-manage.com\]](https://usmayors.us4.list-manage.com)



[\[usmayors.us4.list-manage.com\]](https://usmayors.us4.list-manage.com)



[\[usmayors.us4.list-manage.com\]](https://usmayors.us4.list-manage.com)



[\[usmayors.us4.list-manage.com\]](https://usmayors.us4.list-manage.com)



[\[usmayors.us4.list-manage.com\]](https://usmayors.us4.list-manage.com)

---

*Copyright © 2020 The United States Conference of Mayors, All rights reserved.*  
To change your contact information, please visit <https://community.usmayors.org/>.

**Our mailing address is:**

The United States Conference of Mayors  
1620 I St., N.W.  
4th Floor  
Washington, DC 20006

Add us to your address book [\[usmayors.us4.list-manage.com\]](https://usmayors.us4.list-manage.com)

Want to change how you receive these emails?

Update your contact information [\[usmayors.us4.list-manage.com\]](https://usmayors.us4.list-manage.com), update your preferences [\[usmayors.us4.list-manage.com\]](https://usmayors.us4.list-manage.com) or unsubscribe from this list [\[usmayors.us4.list-manage.com\]](https://usmayors.us4.list-manage.com)



**From:** [Lisa Fernandez](#)  
**To:** [Kate Gallego](#); [Clark T Princell](#); [Annie DeGraw](#); [Heather M Ross](#)  
**Cc:** [Daniel R Perez](#)  
**Subject:** Fwd: CITY OF PHOENIX COVID-19 JUNE 16TH AFTERNOON UPDATE  
**Date:** Tuesday, June 16, 2020 5:42:44 PM  
**Attachments:** [CITY OF PHOENIX COVID-19 JUNE 16 AFTERNOON UPDATE.docx](#)  
[image002.png](#)  
[image003.png](#)  
[image004.png](#)  
[image005.png](#)  
[image006.png](#)  
[image007.png](#)  
[image008.png](#)  
[image011.png](#)  
[image012.png](#)  
[image013.png](#)

---

Lisa

Chief of Staff  
Mayor Kate Gallego  


---

**From:** Stephanie Bracken <Stephanie.Bracken@phoenix.gov>  
**Sent:** Tuesday, June 16, 2020 5:32:38 PM  
**To:** PCC ALL <pcc.all@phoenix.gov>  
**Cc:** Lisa Fernandez <lisa.fernandez@phoenix.gov>  
**Subject:** CITY OF PHOENIX COVID-19 JUNE 16TH AFTERNOON UPDATE

**Note:** the below report highlights new information from overnight and today. A full report with detailed information is attached for reference.

## **CITY OF PHOENIX COVID-19 JUNE 16TH AFTERNOON UPDATE**

### **OEM Incidents Update:**

---

- The EOC remains active as a virtual center operating from the Emergency Management office at Phoenix City Hall
- PPE supplies continue to hold
  - N95 mask quantity is currently at an estimated 6-week supply for Public Safety at the current burn rate
- **We saw three new records of additional cases within the past 24 hours at the statewide, county and City of Phoenix levels**
  - Previous record for the State was 1,654 on June 12
  - Previous record for Maricopa County was 992 on June 12
  - Previous record for the City of Phoenix was 611 on June 8

### **New Department Updates:**

---

#### **City Hall & Calvin Goode Buildings Update:**

- Below is a summary of the customers for City Hall and Calvin Goode the week of June 8
- This is the twelfth week in the appointment only model
  - City Hall: Appointment: 611 / Non-Appointment\*: 97
  - Calvin Goode: Appointment: 82 / Non-Appointment\*: 8
- \*Non-Appointment: These individuals arrive without a scheduled appointment. When City staff is unable to serve the customer the same day, staff at the counter provides the customer with a Department/City Council Information Sheet to schedule an appointment for a later date. All efforts are made by departments to get individuals scheduled the same day whenever possible



**Parks and Recreation:**

- A day camp for city employees' children is offered Monday to Friday from 7 a.m. to 7 p.m., with extended hours until 9 p.m. available, should a participant need it and coordinate that with facility staff. This camp is available at three facilities
  - **45** children attended youth camp today (this is record attendance for the camps)
  - As of today, there are 89 employees registered and around 120 employees are interested in the youth camps
  - All three of the centers were utilized today

**Water Services:**

- Water production the week of June 7 - 13 was up approximately 1.5% compared to the previous three-year average.
- As of June 12:
  - 9,425 single-family residential customers who were delinquent have entered into the City Services Bill deferral program
  - \$2,445,685 in single-family residential City Services Bill revenue is delinquent and has been deferred
- No single-family residential customers have been disconnected for non-payment
- No low-flow devices are in use

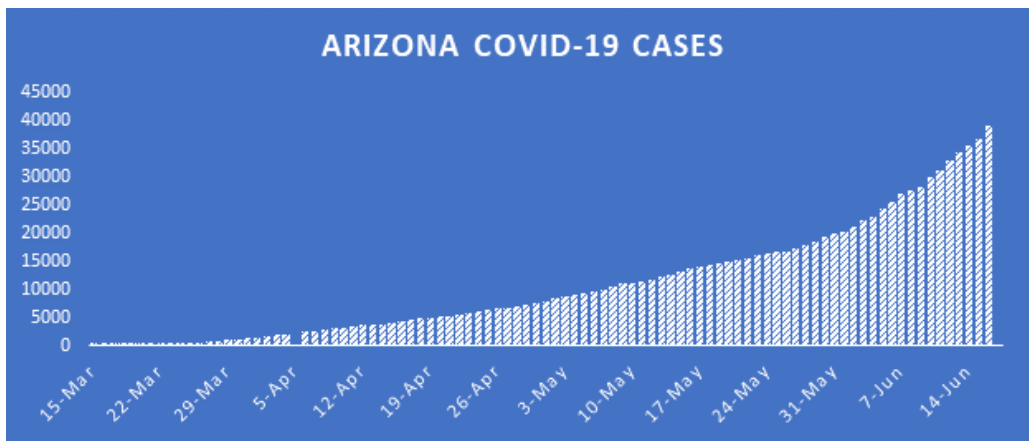
**PHX311 Updates:**

- 
- Current Hours of Operation: M-F 8 a.m. – 5 p.m. Weekend 9 a.m. – 3 p.m.
  - Today's Stats as of 4:00 p.m.:
    - 37 total inquiries
  - Trending Topics:
    - **COVID-19** Reopening: Parks, Pools, etc.
    - City Services: Water/ Trash Services
    - Community & Economic Development: Small Business Grant

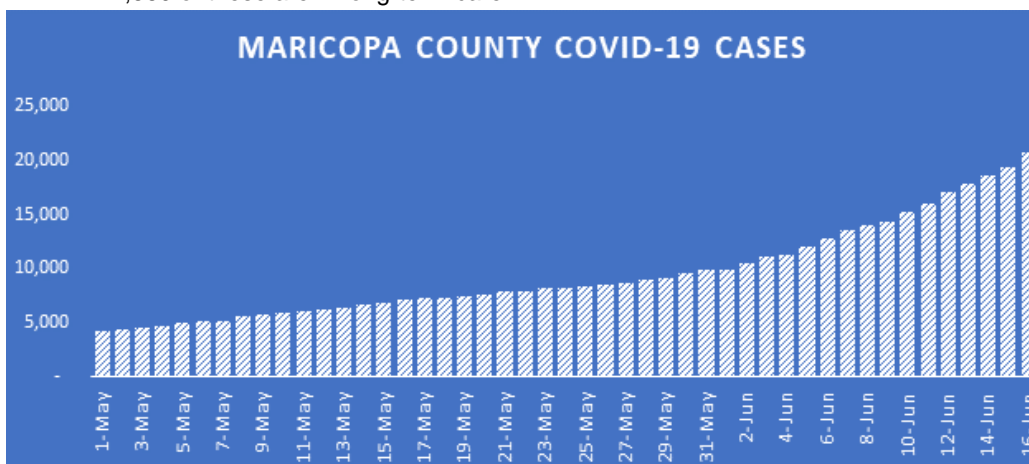
**Active Cases:**

Confirmed COVID-19 Cases by City Employees, World, Country, State & County					
Updated: June 16, 2020					
CITY DEPARTMENT	CITY OF PHOENIX EMPLOYEES	WORLDWIDE	NATIONAL	ARIZONA	MARICOPA COUNTY
Aviation	6				
City Council Department	1				
Convention Center Department	1				
Finance Department	1				
Fire Department	11				
Housing Department	1				
Human Resources Department	2				
Human Services Department	2				
Law Department	1				
Municipal Court	4				
Planning & Development Department	1				
Parks and Recreation	6				
Police Department	22				
Public Transit Department	1				
Public Works Department	8				
Streets Department	4				
Water Services Department	9				
<b>TOTAL</b>	<b>81</b>	<b>8,065,966</b>	<b>2,115,079</b>	<b>39,097</b>	<b>20,775</b>

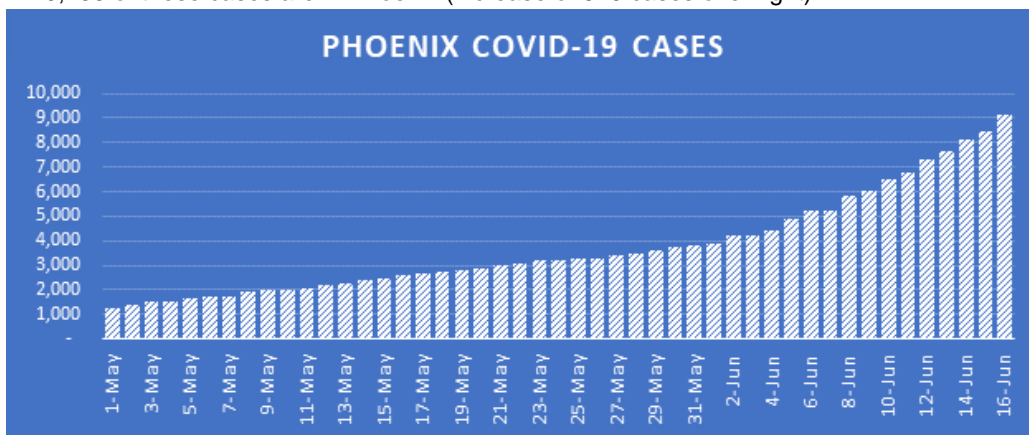
- As of today, there are 39,097 confirmed cases in Arizona (increase of **2,392** cases overnight)



- 20,775 of these cases are in Maricopa County (increase of **1,403** cases overnight)
  - 1,660 of these are in long-term care

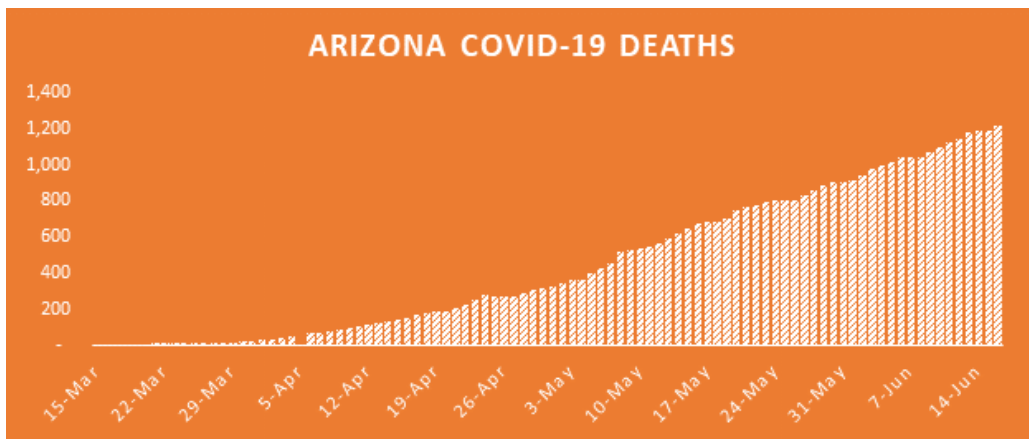
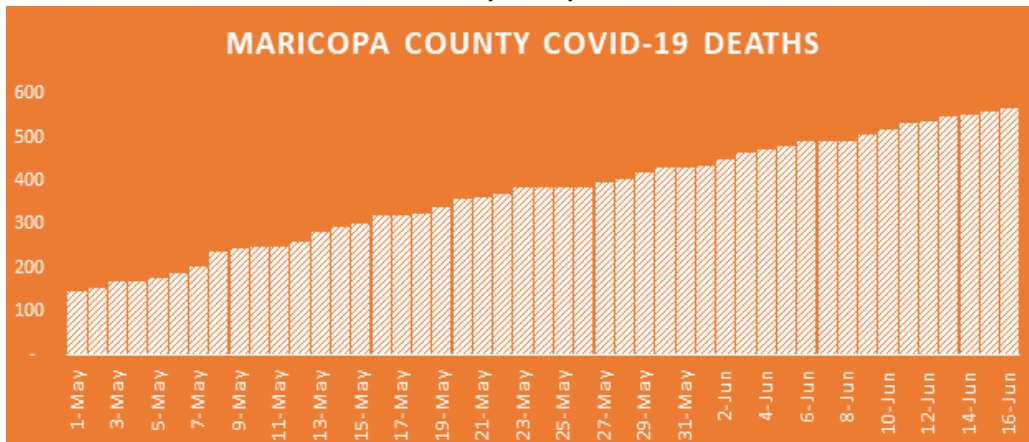


- 9,135 of these cases are in Phoenix (increase of 670 cases overnight)



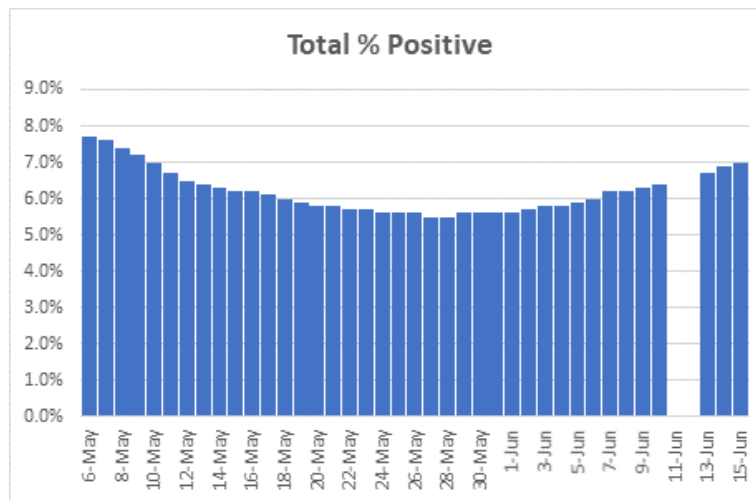
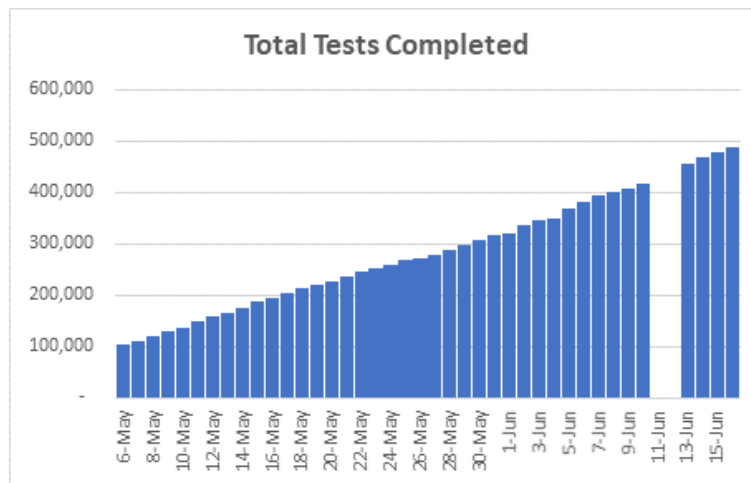
- Majority of Arizona counties are reporting positive cases of **COVID-19**
- 1,219 people have passed away from **COVID-19** in Arizona (25 new deaths overnight)
  - 568 in Maricopa County (359 in long-term care)
  - 57 in Apache County
  - 5 in Cochise County
  - 88 in Coconino County
  - 3 in Gila County
  - <3 in Graham County
  - <3 in Greenlee County

- 3 in La Paz County
- 67 in Mohave County
- 88 in Navajo County
- 226 in Pima County
- 47 in Pinal County
- 13 in Santa Cruz County
- 7 in Yavapai County
- 44 in Yuma County
- Below is a breakdown of death cases by county and state



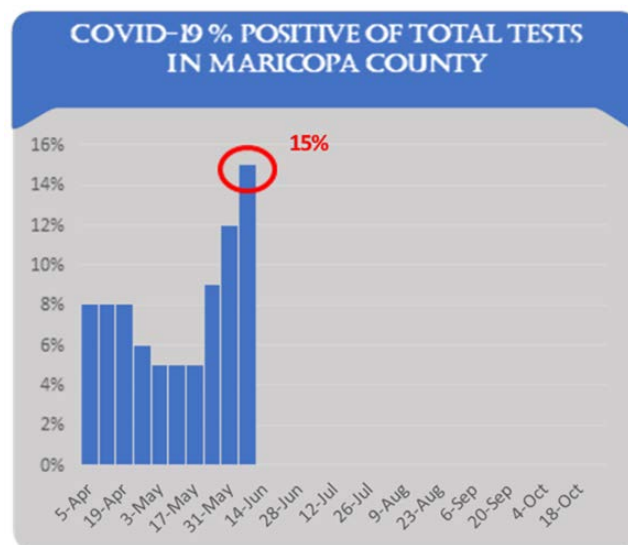
- The city has had 81 total cases of COVID-19
  - One person (a city employee) has passed away who confirmed positive for COVID-19
  - In addition, the city has 80 confirmed positive employees (five new overnight). There are six in Aviation, one in the City Council Department, one in Convention Center, one in Finance, 11 in Fire, one in Housing, two in Human Resources, two in Human Services, one in Law, four in Municipal Court, six in Parks, one in Planning & Development, 22 in Police, one in Public Transit, eight in Public Works, four in Streets, and nine in Water Services
  - Current status: 31 of the 81 confirmed positive cases have returned to work
- As of today, there are 2,115,079 positive cases nationwide
  - There have been 116,191 deaths to date nationwide
- As of today, there are 8,065,966 positive cases worldwide
  - There have been 437,604 deaths to date worldwide
- With the push for additional testing throughout the state (Testing Blitz) new graphics have been added, taken from the Arizona Department of Health Services online Dashboard, showing the number of tests conducted, and percentage of positive cases resulting from testing

Total Statewide Tests Completed	489,287	Total Percent Positive	7.1%
---------------------------------	---------	------------------------	------



#### Countywide Testing

- Test results are for PCR (Nasal Swab) testing only for Maricopa County
- Test results are delayed by 7-10 days and may be subject to update when additional test results are received



			Maricopa			Maricopa
--	--	--	----------	--	--	----------

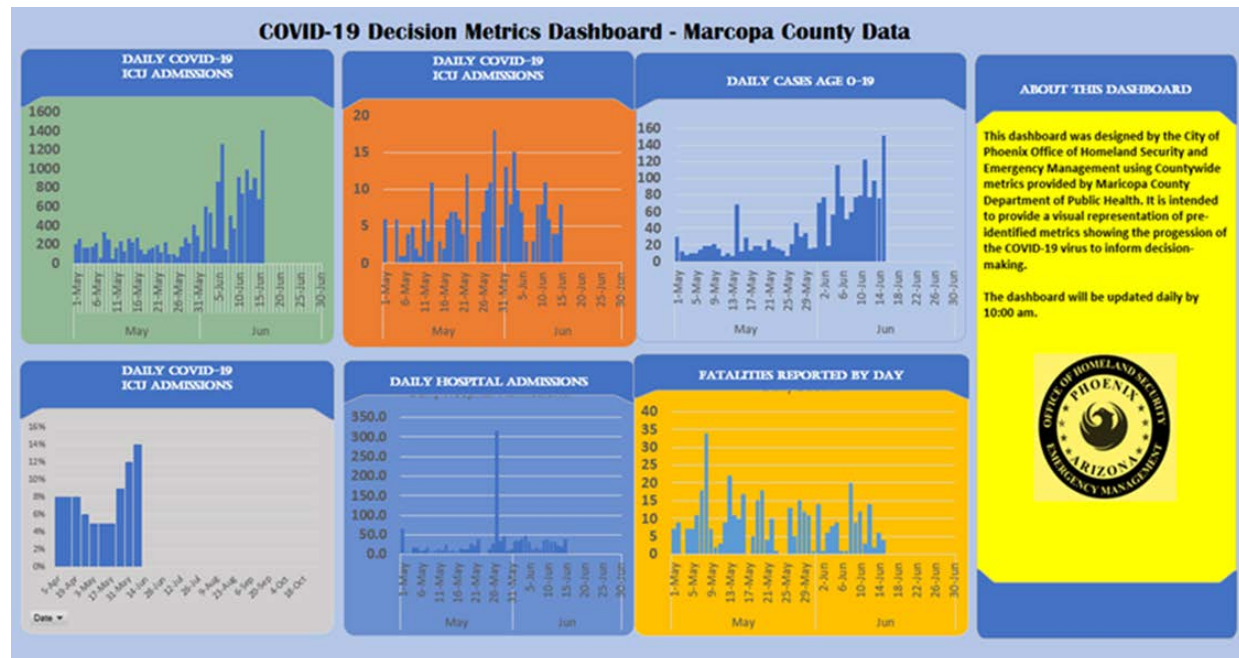
Date	Population Tested	Positive Tests	County Testing - % Positive in Population		Total Tested	Total Positives	County - % Positive in Population
5-Apr	6,308	505	8.0%		6,308	505	8.0%
12-Apr	6,191	495	8.0%		12,499	1,000	8.0%
19-Apr	7,758	621	8.0%		20,257	1,621	8.0%
26-Apr	14,195	852	6.0%		34,452	2,472	7.2%
3-May	22,311	1,116	5.0%		56,763	3,588	6.3%
10-May	27,050	1,353	5.0%		83,813	4,940	5.9%
17-May	21,260	1,063	5.0%		105,073	6,003	5.7%
24-May	21,939	1,975	9.0%		127,012	7,978	6.3%
31-May	29,645	3,557	12.0%		156,657	11,535	7.4%
7-Jun	29,781	4,467	15.0%		186,438	16,002	8.6%

ZIP CODE	Population	16-Jun	Infection Rate (x/1000)
85003	9,369	47	5.0
85004	4,965	43	8.7
85006	25,742	178	6.9
85007	14,040	165	11.8
85008	56,145	555	9.9
85009	52,520	535	10.2
85012	6,390	38	5.9
85013	19,314	106	5.5
85014	24,782	239	9.6
85015	37,644	402	10.7
85016	33,896	206	6.1
85017	38,872	307	7.9
85018	36,065	137	3.8
85019	25,042	261	10.4
85020	32,850	150	4.6
85021	37,743	254	6.7
85022	46,395	148	3.2
85023	31,274	111	3.5
85024	22,898	66	2.9
85027	37,140	91	2.5
85028	19,157	43	2.2
85029	43,233	207	4.8
85031	30,493	310	10.2
85032	65,485	318	4.9
85033	53,037	598	11.3
85034	5,582	61	10.9
85035	47,486	543	11.4
85037	44,771	465	10.4
85040	29,352	258	8.8
85041	54,947	486	8.8
85042	40,962	283	6.9
85043	30,560	294	9.6
85044	37,993	116	3.1
85045	7,238	13	1.8

85048	33,449	96	2.9
85050	25,736	70	2.7
85051	40,375	264	6.5
85053	28,480	109	3.8
85054	5,384	22	4.1
85083	18,104	51	2.8
85085	17,517	63	3.6
85086	40,495	94	2.3
85087	7,708	14	1.8
85339	45,746	318	7.0
<b>Total</b>	<b>1,366,376</b>	<b>9135</b>	
<b>Increase from Prior Day</b>		<b>670</b>	

### COVID-19 Decision-Making Dashboard (Maricopa County data)

This dashboard has been developed based upon metrics identified at the county level to inform decision-making as COVID-19 progresses. The Office of Homeland Security and Emergency Management is working with Information Technology Systems for how to best share this data. It must be understood that this is a snapshot in time and may differ from hour to hour as information continues to be updated by the source organization. **This data used for the dashboard today was published June 15, 2020.**



### Regional Hospitals Status:

- Hospitals across the region continue to be below maximum capacity
- Department of Health Services recently corrected their total bed count removing "Surge" to more accurately portray capacity
- Several metrics related to the hospitals were not available for the morning report due to difficulties with the state dashboard.
- In reviewing hospital status using EM Resource, eight (8) hospitals are in "Caution" status regarding their diversion status. Two (2) hospitals are on "Divert" status, able to take no additional patients as of this report

### Hospital Resource Status (Reported):

--	--	--	--

Resource Type	Total Beds	Number in Use	Percentage in Use
Adult Intensive Care Beds	1,548	1,307	80%
Emergency Department Beds	2,211	894	39%
Inpatient Beds	7,164	6,231	81%
Ventilators	1,788	707	38%

**Number of COVID-19 Cases Hospitalized:**

Resources by Type in Use for COVID-19 Cases	Number in Use	Percentage in Use
Adult Intensive Care Beds	502	32%
Emergency Department Beds	956	43%
Inpatient Beds	1,506	21%
Ventilators	340	19%



**From:** [Lisa Fernandez](#)  
**To:** [Kate Gallego](#); [Clark T Princell](#); [Annie DeGraw](#); [Heather M Ross](#)  
**Subject:** Fwd: CITY OF PHOENIX COVID-19 JUNE 16TH MORNING UPDATE  
**Date:** Tuesday, June 16, 2020 11:28:31 AM  
**Attachments:** [image002.png](#)  
[image003.png](#)  
[image004.png](#)  
[image005.png](#)  
[image006.png](#)  
[image007.png](#)  
[image008.png](#)  
[image009.png](#)  
[image011.png](#)  
[image012.png](#)

---

Lisa

Chief of Staff  
Mayor Kate Gallego  


---

**From:** Stephanie Bracken <Stephanie.Bracken@phoenix.gov>  
**Sent:** Tuesday, June 16, 2020 10:52:26 AM  
**To:** PCC ALL <pcc.all@phoenix.gov>  
**Cc:** Lisa Fernandez <lisa.fernandez@phoenix.gov>  
**Subject:** CITY OF PHOENIX COVID-19 JUNE 16TH MORNING UPDATE

**Note:** The morning report is a brief overview of incidents and new statistics from overnight. A full report with detailed information will be provided in the afternoon.

## **CITY OF PHOENIX COVID-19 JUNE 16<sup>TH</sup> MORNING UPDATE**

### **OEM Incidents Update:**

---

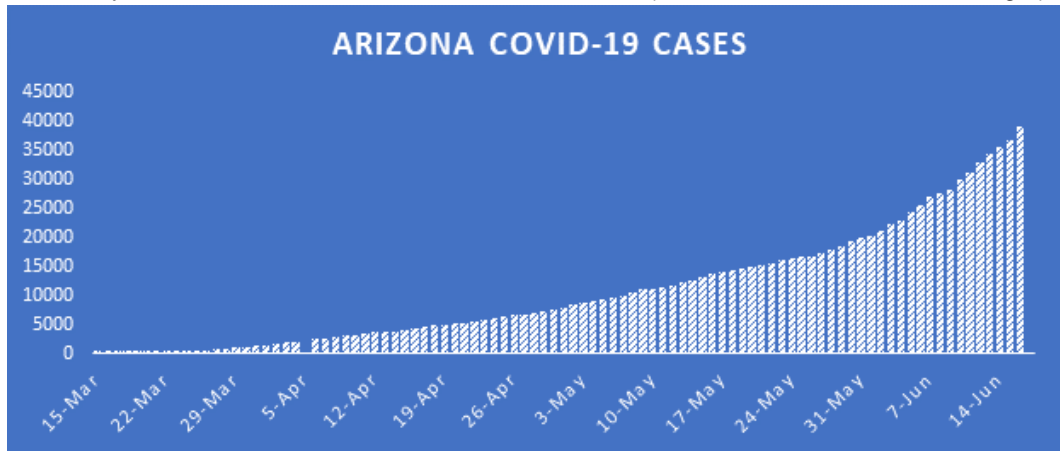
- The EOC remains active as a virtual center operating from the Emergency Management office at Phoenix City Hall
- PPE supplies continue to hold
  - N95 mask quantity is currently at an estimated 6-week supply for Public Safety at the current burn rate
- The Arizona Department of Health Services Dashboard is again having difficulties this morning, and some metrics were not available for the morning report. An updated will be submitted for the afternoon report, if the problems are resolved.
- **We saw three new records of additional cases within the past 24 hours at the statewide, county and City of Phoenix levels**
  - Previous record for the State was 1,654 on June 12
  - Previous record for Maricopa County was 992 on June 12
  - Previous record for the City of Phoenix was 611 on June 8

### **Active Cases:**

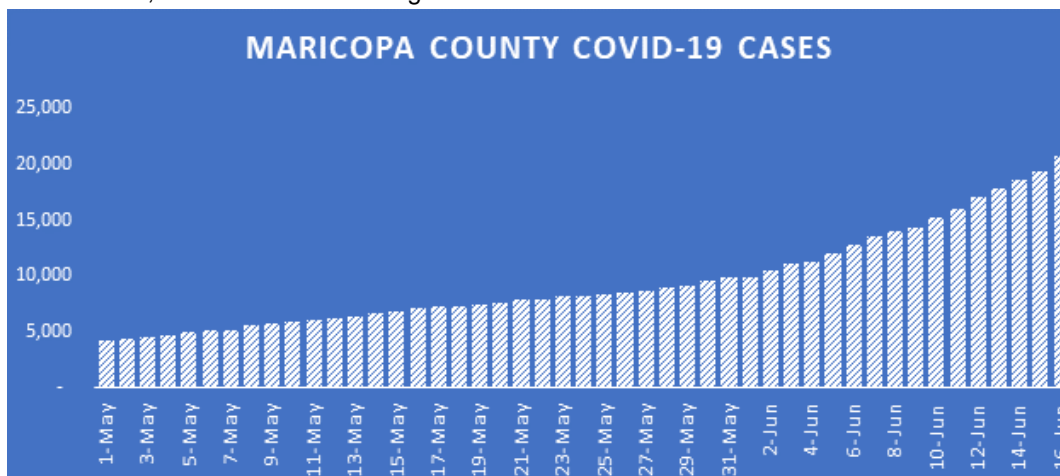
---

Confirmed COVID-19 Cases by City Employees, World, Country, State & County					
Updated: June 16, 2020					
CITY DEPARTMENT	CITY OF PHOENIX EMPLOYEES	WORLDWIDE	NATIONAL	ARIZONA	MARICOPA COUNTY
Aviation	6				
City Council Department	1				
Convention Center Department	1				
Finance Department	1				
Fire Department	11				
Housing Department	1				
Human Resources Department	2				
Human Services Department	2				
Law Department	1				
Municipal Court	4				
Planning & Development Department	1				
Parks and Recreation	6				
Police Department	22				
Public Transit Department	1				
Public Works Department	8				
Streets Department	4				
Water Services Department	9				
TOTAL	81	8,065,966	2,115,079	39,097	20,775

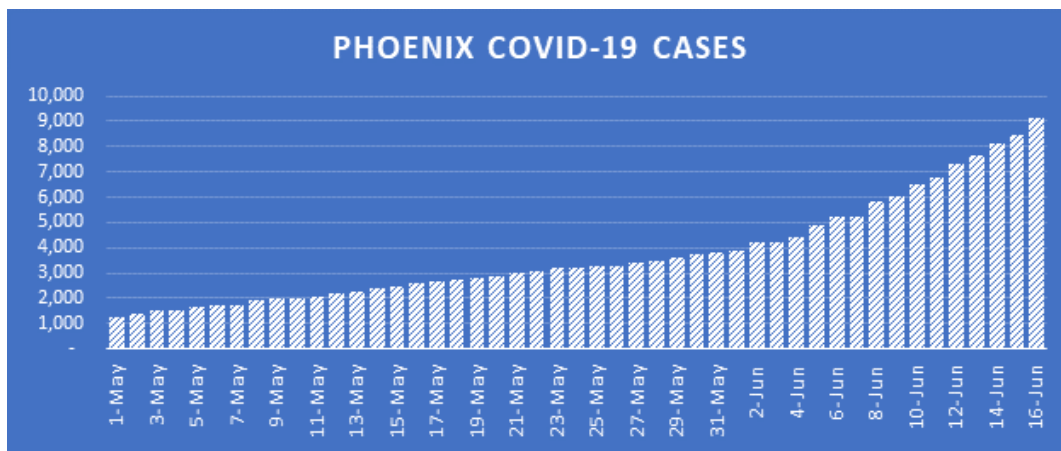
- As of today, there are 39,097 confirmed cases in Arizona (increase of **2,392** cases overnight)



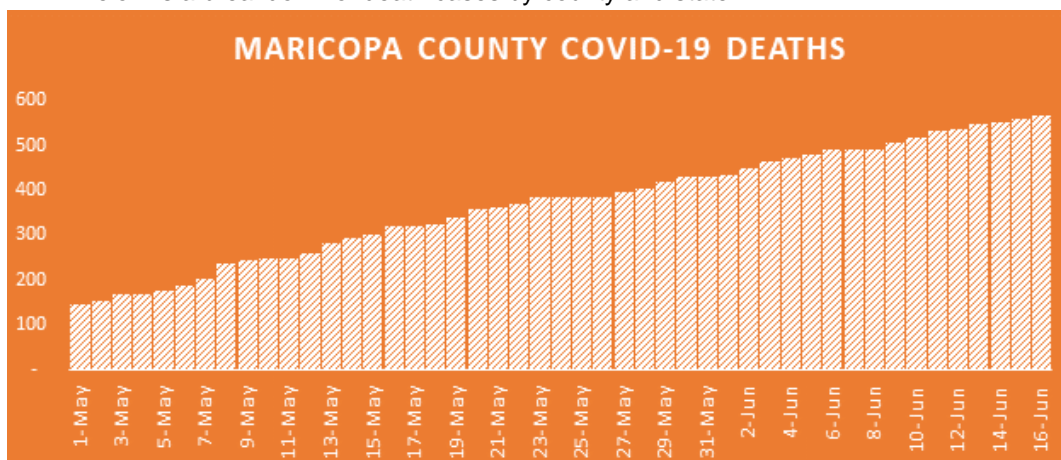
- 20,775 of these cases are in Maricopa County (increase of **1,403** cases overnight)
  - 1,660 of these are in long-term care

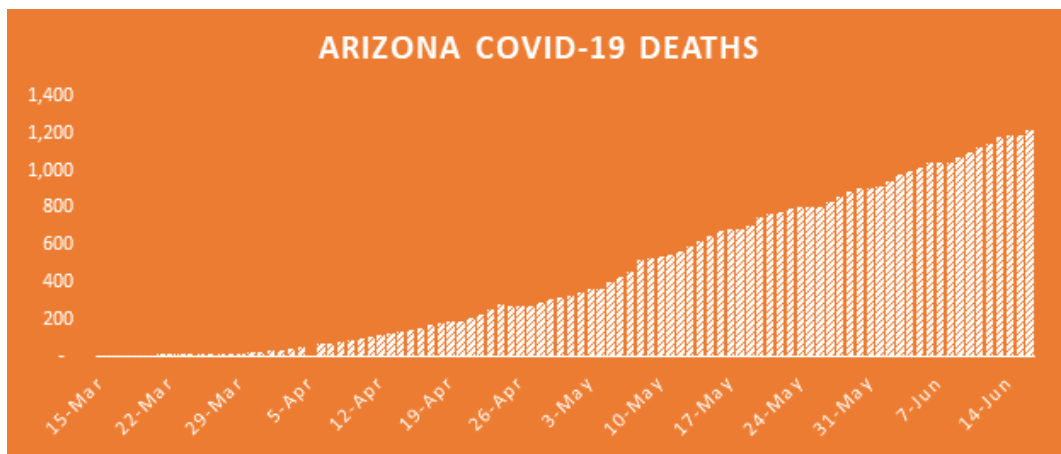


- 9,135 of these cases are in Phoenix (increase of 670 cases overnight)



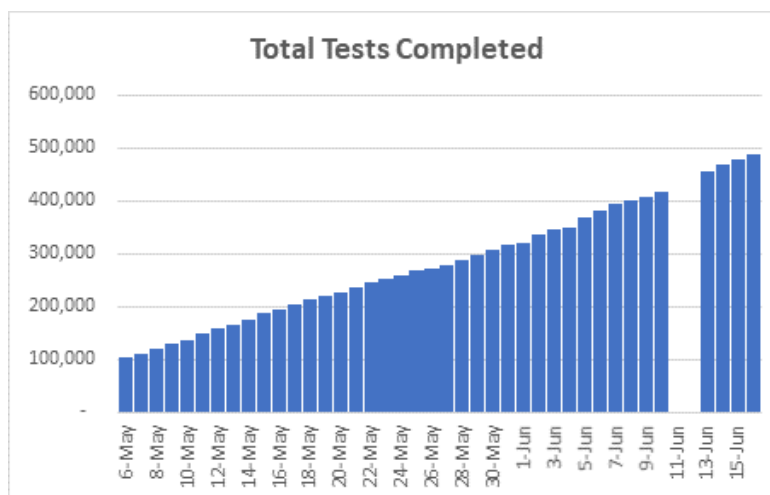
- Majority of Arizona counties are reporting positive cases of COVID-19
- 1,219 people have passed away from COVID-19 in Arizona (25 new deaths overnight)
  - 568 in Maricopa County (359 in long-term care)
  - 57 in Apache County
  - 5 in Cochise County
  - 88 in Coconino County
  - 3 in Gila County
  - <3 in Graham County
  - <3 in Greenlee County
  - 3 in La Paz County
  - 67 in Mohave County
  - 88 in Navajo County
  - 226 in Pima County
  - 47 in Pinal County
  - 13 in Santa Cruz County
  - 7 in Yavapai County
  - 44 in Yuma County
- Below is a breakdown of death cases by county and state

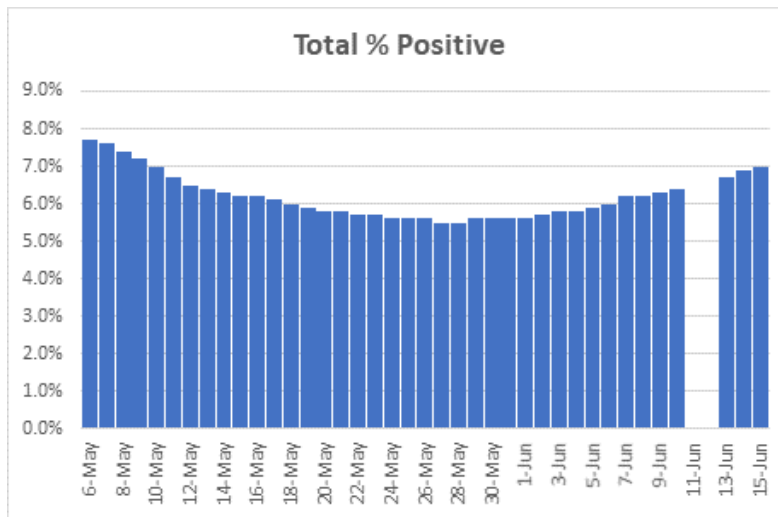




- The city has had 81 total cases of COVID-19
  - One person (a city employee) has passed away who confirmed positive for COVID-19
  - In addition, the city has 80 confirmed positive employees (five new overnight). There are six in Aviation, one in the City Council Department, one in Convention Center, one in Finance, 11 in Fire, one in Housing, two in Human Resources, two in Human Services, one in Law, four in Municipal Court, six in Parks, one in Planning & Development, 22 in Police, one in Public Transit, eight in Public Works, four in Streets, and nine in Water Services
  - Current status: 31 of the 81 confirmed positive cases have returned to work
- As of today, there are 2,115,079 positive cases nationwide
  - There have been 116,191 deaths to date nationwide
- As of today, there are 8,065,966 positive cases worldwide
  - There have been 437,604 deaths to date worldwide
- With the push for additional testing throughout the state (Testing Blitz) new graphics have been added, taken from the Arizona Department of Health Services online Dashboard, showing the number of tests conducted, and percentage of positive cases resulting from testing

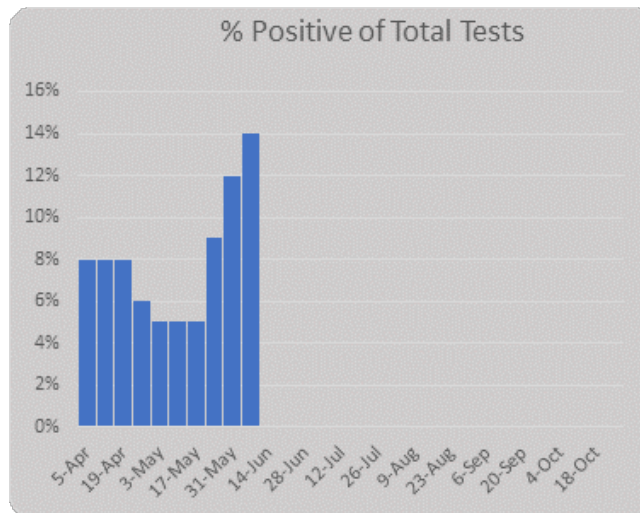
<b>Total Statewide Tests Completed</b>	<b>489,287</b>	<b>Total Percent Positive</b>	<b>7.1%</b>
----------------------------------------	----------------	-------------------------------	-------------





#### Countywide Testing

- Test results are for PCR (Nasal Swab) testing only for Maricopa County
- Test results are delayed by 7-10 days and may be subject to update when additional test results are received



Date	Population Tested	Positive Tests	Maricopa County Testing - % Positive in Population	Total Tested	Total Positives	Maricopa County - % Positive in Population
5-Apr	6,308	505	8.0%	6,308	505	8.0%
12-Apr	6,191	495	8.0%	12,499	1,000	8.0%
19-Apr	7,758	621	8.0%	20,257	1,621	8.0%
26-Apr	14,195	852	6.0%	34,452	2,472	7.2%
3-May	22,311	1,116	5.0%	56,763	3,588	6.3%
10-May	27,050	1,353	5.0%	83,813	4,940	5.9%
17-May	21,260	1,063	5.0%	105,073	6,003	5.7%
24-May	21,939	1,975	9.0%	127,012	7,978	6.3%

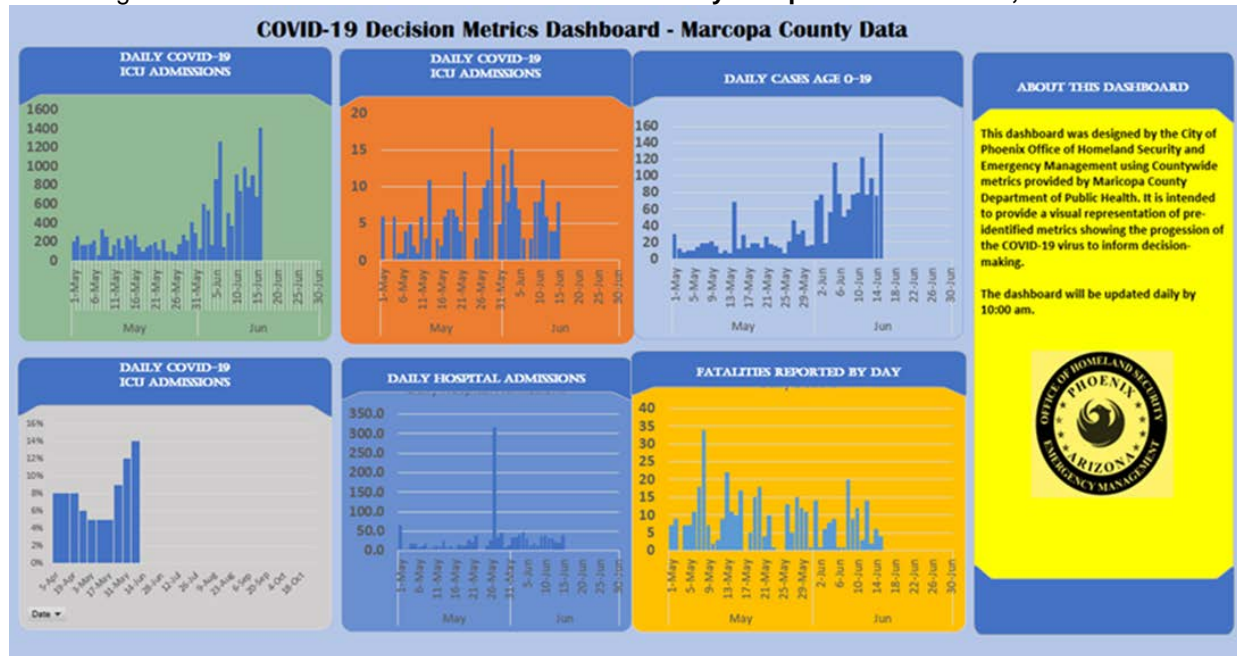
31-May	46,612	5,593	12.0%		173,624	13,571	7.8%
7-Jun	24,174	3,384	14.0%		197,798	16,956	8.6%

ZIP CODE	Population	16-Jun	Infection Rate (x/1000)
85003	9,369	47	5.0
85004	4,965	43	8.7
85006	25,742	178	6.9
85007	14,040	165	11.8
85008	56,145	555	9.9
85009	52,520	535	10.2
85012	6,390	38	5.9
85013	19,314	106	5.5
85014	24,782	239	9.6
85015	37,644	402	10.7
85016	33,896	206	6.1
85017	38,872	307	7.9
85018	36,065	137	3.8
85019	25,042	261	10.4
85020	32,850	150	4.6
85021	37,743	254	6.7
85022	46,395	148	3.2
85023	31,274	111	3.5
85024	22,898	66	2.9
85027	37,140	91	2.5
85028	19,157	43	2.2
85029	43,233	207	4.8
85031	30,493	310	10.2
85032	65,485	318	4.9
85033	53,037	598	11.3
85034	5,582	61	10.9
85035	47,486	543	11.4
85037	44,771	465	10.4
85040	29,352	258	8.8
85041	54,947	486	8.8
85042	40,962	283	6.9
85043	30,560	294	9.6
85044	37,993	116	3.1
85045	7,238	13	1.8
85048	33,449	96	2.9
85050	25,736	70	2.7
85051	40,375	264	6.5
85053	28,480	109	3.8
85054	5,384	22	4.1
85083	18,104	51	2.8
85085	17,517	63	3.6
85086	40,495	94	2.3
85087	7,708	14	1.8
85339	45,746	318	7.0
<b>Total</b>	<b>1,366,376</b>	9135	
<b>Increase from Prior Day</b>		<b>670</b>	



### COVID-19 Decision-Making Dashboard (Maricopa County data)

This dashboard has been developed based upon metrics identified at the county level to inform decision-making as COVID-19 progresses. The Office of Homeland Security and Emergency Management is working with Information Technology Systems for how to best share this data. It must be understood that this is a snapshot in time and may differ from hour to hour as information continues to be updated by the source organization. **This data used for the dashboard today was published June 15, 2020.**



### PHX311 Updates:

- Current Hours of Operation: M-F 8 a.m. – 5 p.m. Weekend 9 a.m. – 3 p.m.
- Yesterday's Stats:
  - 45 total inquiries
- Trending Topics:
  - 9 COVID-19 Related Inquiries
  - 11 City Service Line Related Inquiries
  - 25 Miscellaneous Inquiries

### Regional Hospitals Status:

- Hospitals across the region continue to be below maximum capacity
- Department of Health Services recently corrected their total bed count removing "Surge" to more accurately portray capacity
- Several metrics related to the hospitals were not available for the morning report due to difficulties with the state dashboard.
- In reviewing hospital status using EM Resource, eight (8) hospitals are in "Caution" status regarding their diversion status. Two (2) hospitals are on "Divert" status, able to take no additional patients as of this report

### Hospital Resource Status (Reported):

Resource Type	Total Beds	Number in Use	Percentage in Use
Adult Intensive Care Beds	1,548	1,307	80%
Emergency Department Beds	2,211	894	39%
Inpatient Beds	7,164		
Ventilators	1,788		



**Number of COVID-19 Cases Hospitalized:**

Resources by Type in Use for COVID-19 Cases	Number in Use	Percentage in Use
Adult Intensive Care Beds		
Emergency Department Beds		
Inpatient Beds		
Ventilators		

**Service Delivery Updates:**

---

**Fire Service Delivery:**

- As of today, service delivery capacity levels remain at 100% with no negative impacts
- Demand for Fire Department service delivery is trending at levels consistent with 2018 and 2019 for the same time periods
- Staffing levels remain high, staff continue to make themselves available to work if needed
- Over the past 24 hours Fire responded to 34 calls for service identified as potential COVID-19 incidents within the City of Phoenix
  - 2.0% increase for the prior 24-hour period, making for a total of 1,699 incidents to date
  - Of the 34 incidents, 20 patients were transported to a hospital
- Confirmed contacts with COVID-19 infected patients by FD members while providing service is now at 140
- The Fire Department has had another employee test positive. The Department has now had a total of 10 employees that have tested positive for COVID-19.
  - 8 sworn and 2 non-sworn (6 of the 10 employees are back to work)
  - A Fire Department Cadet (volunteer) has tested positive
- Fire Department responded to 742 total calls for service over past 24 hours

**Police Service Delivery:**

- As of June 16, the demand for service has not changed significantly and no issues with staffing have been reported
- Overnight 0 calls for service in reference to public gatherings
  - To date, zero citations have been issued
- 6 calls were made with recommendation for PPE
- There was a total of 98 arrests overnight
- There was a total of 6,052 calls for service received

**From:** [Lisa Fernandez](#)  
**To:** [Kate Gallego](#); [Clark T Princell](#); [Tony J Motola](#)  
**Cc:** [Annie DeGraw](#)  
**Subject:** FW: Transit Workers Additional COVID-19 Cases  
**Date:** Monday, June 15, 2020 6:14:59 PM  
**Attachments:** [image001.png](#)  
[image002.png](#)

---

Lisa Fernandez  
Chief of Staff  
Office of Mayor Kate Gallego  
[REDACTED] (cell)  
602-534-3274 (office)  
[lisa.fernandez@phoenix.gov](mailto:lisa.fernandez@phoenix.gov)



---

**From:** Mario Paniagua <mario.paniagua@phoenix.gov>  
**Date:** Monday, June 15, 2020 at 6:14 PM  
**To:** Lisa Fernandez <lisa.fernandez@phoenix.gov>, Matthew Heil <matthew.heil@phoenix.gov>  
**Cc:** Ed Zuercher <ed.zuercher@phoenix.gov>, Deanna Jonovich <deanna.jonovich@phoenix.gov>, Milton Dohoney <milton.dohoney@phoenix.gov>, Jesus Sapien <jesus.sapien@phoenix.gov>, Markus Coleman <markus.coleman@phoenix.gov>  
**Subject:** Transit Workers Additional COVID-19 Cases

Lisa and Matt,

Please share this information with the Mayor and Council Offices.

City of Phoenix transit contractors let us know that over the weekend, four operators were positively diagnosed with COVID-19. One is based at our West facility, two are at our South facility and one at the North facility.

Additionally, Valley Metro has informed us of 11 additional positive COVID-19 cases for their contracted transit employees. Five of the eleven were bus operators, four work in their operations control center, one is maintenance, and one administrative.


Please let me know if there are any questions.

Mario

**From:** [Lisa Fernandez](#)  
**To:** [Kate Gallego](#); [Clark T. Princell](#); [Annie DeGraw](#); [Heather M. Ross](#)  
**Cc:** [Daniel R. Perez](#)  
**Subject:** Fwd: CITY OF PHOENIX COVID-19 JUNE 15TH AFTERNOON UPDATE  
**Date:** Monday, June 15, 2020 5:14:59 PM  
**Attachments:** [CITY OF PHOENIX COVID-19 JUNE 15 AFTERNOON UPDATE.docx](#)  
[image002.png](#)  
[image003.png](#)  
[image004.png](#)  
[image005.png](#)  
[image006.png](#)  
[image007.png](#)  
[image008.png](#)  
[image010.png](#)  
[image011.png](#)

---

Lisa

Chief of Staff  
Mayor Kate Gallego  


---

**From:** Stephanie Bracken <Stephanie.Bracken@phoenix.gov>  
**Sent:** Monday, June 15, 2020 5:09:36 PM  
**To:** PCC ALL <pcc.all@phoenix.gov>  
**Cc:** Lisa Fernandez <lisa.fernandez@phoenix.gov>  
**Subject:** CITY OF PHOENIX COVID-19 JUNE 15TH AFTERNOON UPDATE

**Note:** the below report highlights new information from overnight and today. A full report with detailed information is attached for reference.

## **CITY OF PHOENIX COVID-19 JUNE 15TH AFTERNOON UPDATE**

### **OEM Incidents Update:**

- The EOC remains active as a virtual center operating from the Emergency Management office at Phoenix City Hall
- PPE supplies continue to hold
  - N95 mask quantity is currently at an estimated 6-week supply for Public Safety at the current burn rate

### **New Department Updates:**

#### **Parks and Recreation:**

- A day camp for city employees' children is offered Monday to Friday from 7 a.m. to 7 p.m., with extended hours until 9 p.m. available, should a participant need it and coordinate that with facility staff. This camp is available at three facilities
  - 32 children attended youth camp today (this is record attendance for the camps)
  - As of today, there are 89 employees registered and around 120 employees are interested in the youth camps
  - All three of the centers were utilized today

### **PHX311 Updates:**

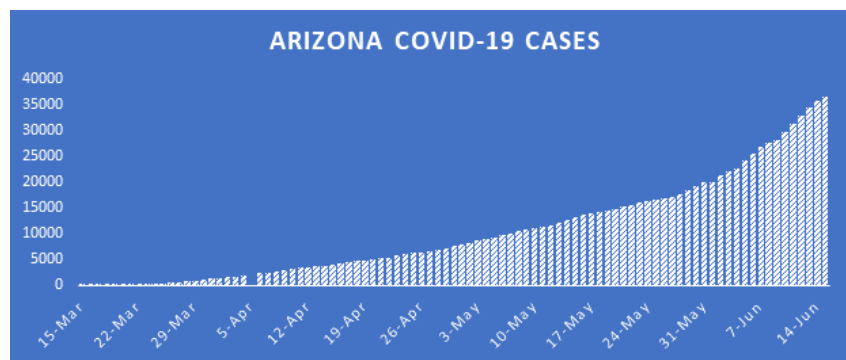
- Current Hours of Operation: M-F 8 a.m. – 5 p.m. Weekend 9 a.m. – 3 p.m.
- Today's Stats as of 4:00 p.m.:
  - 42 total inquiries
- Trending Topics:
  - COVID-19 Reopening: Community Centers, Pools, etc.
  - City Services: Water/ Garbage Bin Replacement
  - Fire Dept: Prevention, Recruitment, etc.

### **Active Cases:**

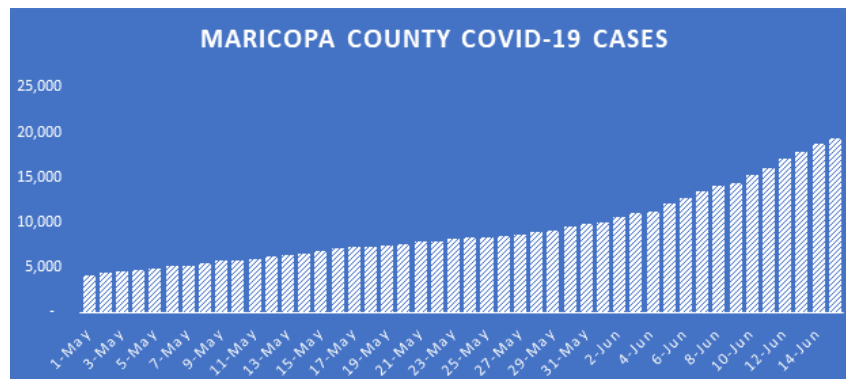
---

Confirmed COVID-19 Cases by City Employees, World, Country, State & County					
Updated: June 15, 2020					
CITY DEPARTMENT	CITY OF PHOENIX EMPLOYEES	WORLDWIDE	NATIONAL	ARIZONA	MARICOPA COUNTY
Aviation	6				
City Council Department	1				
Convention Center Department	1				
Finance Department	1				
Fire Department	10				
Human Resources Department	2				
Human Services Department	2				
Law Department	1				
Municipal Court	4				
Planning & Development Department	1				
Parks and Recreation	6				
Police Department	20				
Public Transit Department	1				
Public Works Department	8				
Streets Department	4				
Water Services Department	8				
TOTAL	76	7,945,479	2,095,043	36,705	19,372

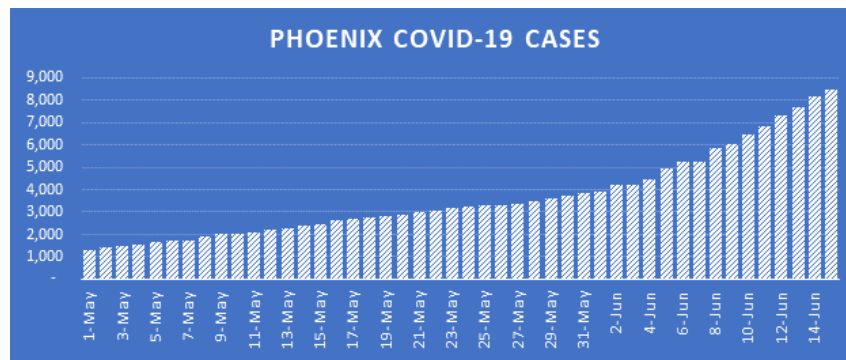
- As of today, there are 36,705 confirmed cases in Arizona (increase of **1,014** cases overnight)



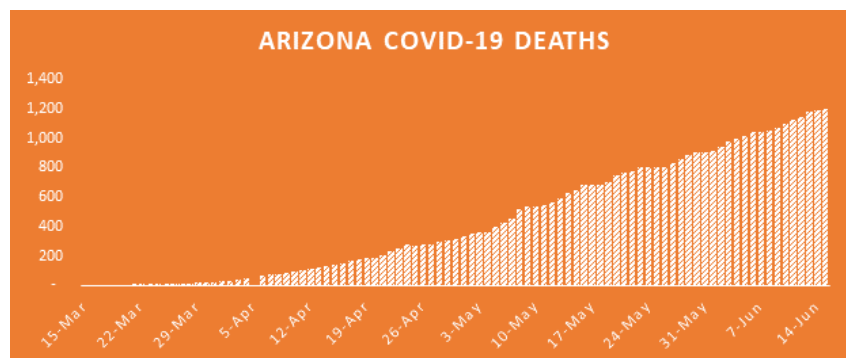
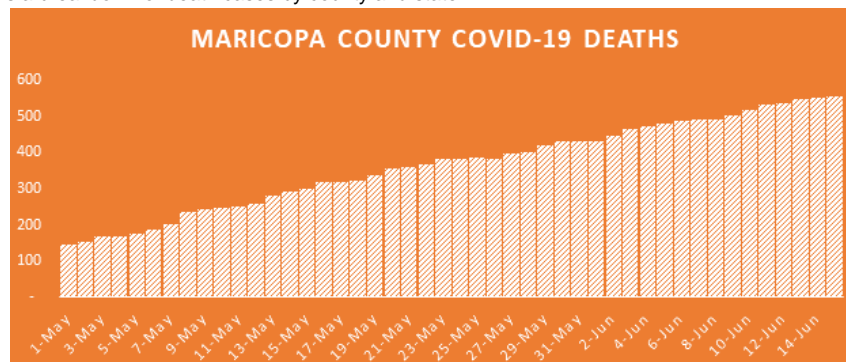
- 19,372 of these cases are in Maricopa County (increase of **680** cases overnight)
  - 1,660 of these are in long-term care



- 8,465 of these cases are in Phoenix (increase of 337 cases overnight)



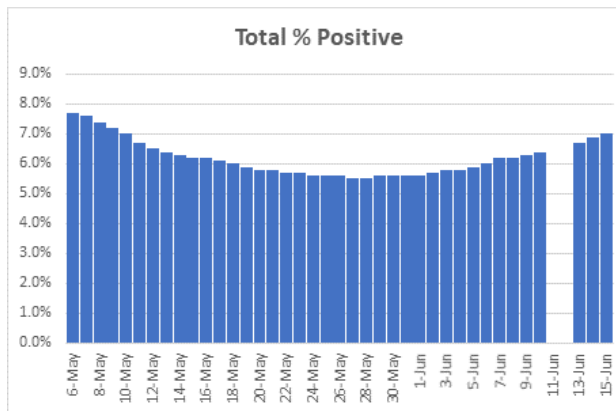
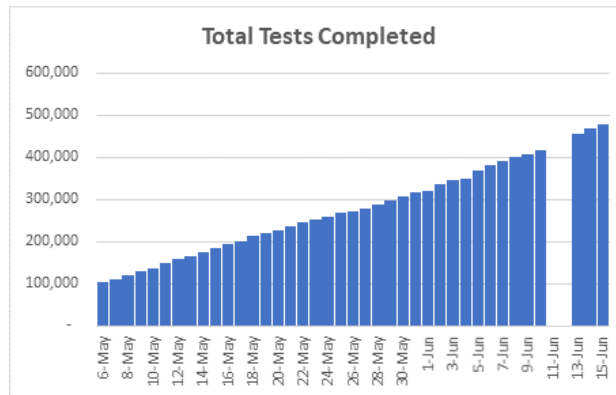
- Majority of Arizona counties are reporting positive cases of COVID-19
- 1,194 people have passed away from COVID-19 in Arizona (8 new deaths overnight)
  - 557 in Maricopa County (356 in long-term care)
  - 56 in Apache County
  - 4 in Cochise County
  - 88 in Coconino County
  - 3 in Gila County
  - <3 in Graham County
  - <3 in Greenlee County
  - <3 in La Paz County
  - 67 in Mohave County
  - 86 in Navajo County
  - 223 in Pima County
  - 44 in Pinal County
  - 12 in Santa Cruz County
  - 7 in Yavapai County
  - 42 in Yuma County
- Below is a breakdown of death cases by county and state



- The city has had 76 total cases of COVID-19
  - One person (a city employee) has passed away who confirmed positive for COVID-19
  - In addition, the city has 75 confirmed positive employees (five new overnight). There are six in Aviation, one in the City Council Department, one in Convention Center, one in Finance, ten in Fire, two in Human Resources, two in Human Services, one in Law, four in Municipal Court, six in Parks, one in Planning & Development, twenty in Police, one in Public Transit, eight in Public Works, four in Streets, and eight in Water Services
  - Current status: 31 of the 76 confirmed positive cases have returned to work

- As of today, there are 2,095,043 positive cases nationwide
  - There have been 115,521 deaths to date nationwide
- As of today, there are 7,945,479 positive cases worldwide
  - There have been 434,081 deaths to date worldwide
- With the push for additional testing throughout the state (Testing Blitz) new graphics have been added, taken from the Arizona Department of Health Services online Dashboard, showing the number of tests conducted, and percentage of positive cases resulting from testing

<b>Total Statewide Tests Completed</b>	<b>479,102</b>	<b>Total Percent Positive</b>	<b>7.0%</b>
----------------------------------------	----------------	-------------------------------	-------------

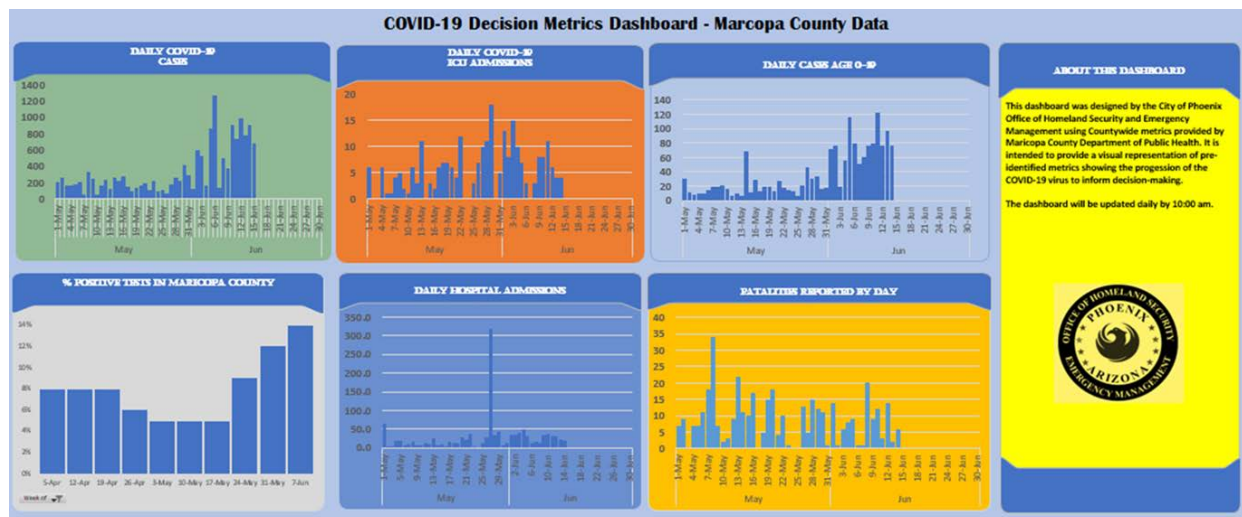


ZIP CODE	Population	15-Jun	15-Jun
85003	9,369	44	4.7
85004	4,965	37	7.5
85006	25,742	168	6.5
85007	14,040	149	10.6
85008	56,145	515	9.2
85009	52,520	449	8.5
85012	6,390	31	4.9
85013	19,314	99	5.1
85014	24,782	246	9.9
85015	37,644	368	9.8
85016	33,896	189	5.6
85017	38,872	286	7.4
85018	36,065	124	3.4
85019	25,042	243	9.7
85020	32,850	140	4.3
85021	37,743	235	6.2
85022	46,395	134	2.9
85023	31,274	106	3.4

85024	22,898	52	2.3
85027	37,140	83	2.2
85028	19,157	38	2.0
85029	43,233	196	4.5
85031	30,493	272	8.9
85032	65,485	299	4.6
85033	53,037	567	10.7
85034	5,582	57	10.2
85035	47,486	511	10.8
85037	44,771	433	9.7
85040	29,352	239	8.1
85041	54,947	459	8.4
85042	40,962	272	6.6
85043	30,560	270	8.8
85044	37,993	108	2.8
85045	7,238	13	1.8
85048	33,449	94	2.8
85050	25,736	67	2.6
85051	40,375	245	6.1
85053	28,480	106	3.7
85054	5,384	19	3.5
85083	18,104	50	2.8
85085	17,517	59	3.4
85086	40,495	84	2.1
85087	7,708	13	1.7
85339	45,746	296	6.5
<b>Total</b>	<b>1,366,376</b>	<b>8465</b>	
<b>Increase from Prior Day</b>		<b>337</b>	

### COVID-19 Decision-Making Dashboard (Maricopa County Data)

This dashboard has been developed based upon metrics identified at the county level to inform decision-making as COVID-19 progresses. The Office of Homeland Security and Emergency Management is working with Information Technology Services for how to best share this data. It must be understood that this is a snapshot in time and may differ from hour to hour as information continues to be updated by the source organization. **This data used for the dashboard today was published June 15, 2020.**



**Regional Hospitals Status:**



- Hospitals across the region continue to report no capacity issues.
- Department of Health Services recently corrected their total bed count removing “Surge” to more accurately portray capacity

**Hospital Resource Status (Reported):**

Resource Type	Total Beds	Number in Use	Percentage in Use
Adult Intensive Care Beds	1,638	1,347	82%
Emergency Department Beds	2,289	945	41%
Inpatient Beds	7,949	6,614	83%
Ventilators	1,799	685	38%

**Number of COVID-19 Cases Hospitalized:**

Resources by Type in Use for COVID-19 Cases	Number in Use	Percentage in Use
Adult Intensive Care Beds	464	28%
Emergency Department Beds	931	40.6%
Inpatient Beds	1,449	18%
Ventilators	307	17%

**From:** [Lisa Fernandez](#)  
**To:** [Kate Gallego](#); [Clark T Princell](#); [Annie DeGraw](#); [Heather M Ross](#)  
**Cc:** [Daniel R Perez](#)  
**Subject:** FW: CITY OF PHOENIX COVID-19 JUNE 15TH MORNING UPDATE  
**Date:** Monday, June 15, 2020 12:44:22 PM  
**Attachments:** [image001.png](#)  
[image002.png](#)  
[image003.png](#)  
[image004.png](#)  
[image005.png](#)  
[image006.png](#)  
[image007.png](#)  
[image008.png](#)  
[image009.png](#)  
[image010.png](#)

---

Lisa Fernandez  
Chief of Staff  
Office of Mayor Kate Gallego  
[REDACTED] (cell)  
602-534-3274 (office)  
[lisa.fernandez@phoenix.gov](mailto:lisa.fernandez@phoenix.gov)



---

**From:** Stephanie Bracken <Stephanie.Bracken@phoenix.gov>  
**Date:** Monday, June 15, 2020 at 10:47 AM  
**To:** PCC ALL <pcc.all@phoenix.gov>  
**Cc:** Lisa Fernandez <lisa.fernandez@phoenix.gov>  
**Subject:** CITY OF PHOENIX COVID-19 JUNE 15TH MORNING UPDATE

**Note:** The morning report is a brief overview of incidents and new statistics from overnight. A full report with detailed information will be provided in the afternoon.

## **CITY OF PHOENIX COVID-19 JUNE 15<sup>TH</sup> MORNING UPDATE**

### **OEM Incidents Update:**

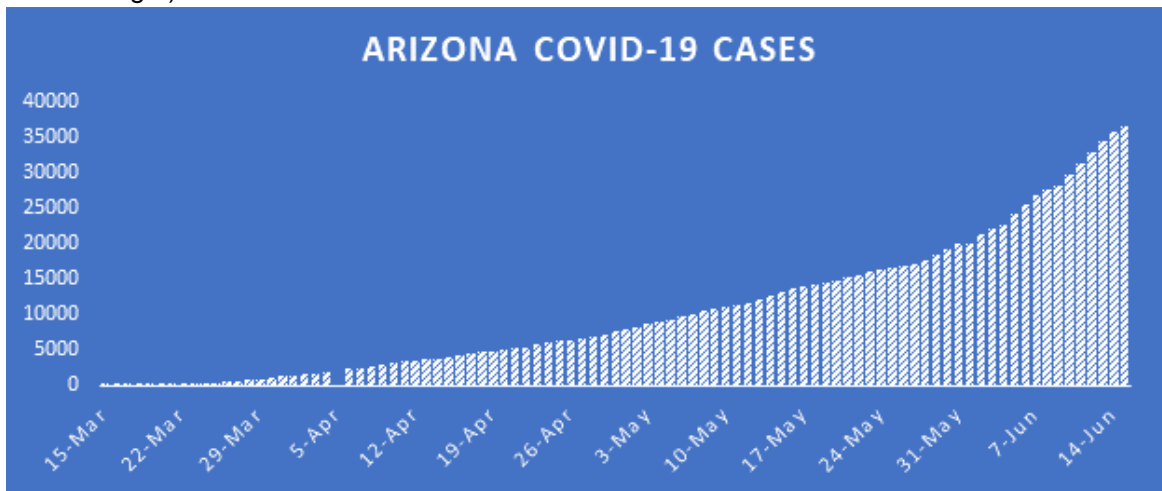
- The EOC remains active as a virtual center operating from the Emergency Management office at Phoenix City Hall
- PPE supplies continue to hold
  - N95 mask quantity is currently at an estimated 6-week supply for Public Safety at the current burn rate

### **Active Cases:**

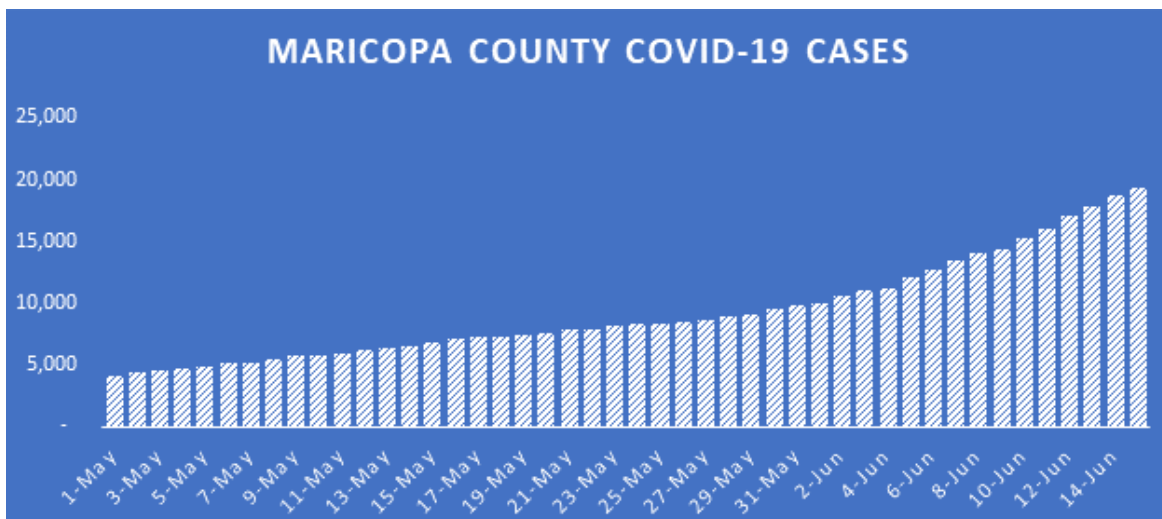
---

Confirmed COVID-19 Cases by City Employees, World, Country, State & County					
Updated: June 15, 2020					
CITY DEPARTMENT	CITY OF PHOENIX EMPLOYEES	WORLDWIDE	NATIONAL	ARIZONA	MARICOPA COUNTY
Aviation	6				
City Council Department	1				
Convention Center Department	1				
Finance Department	1				
Fire Department	10				
Human Resources Department	2				
Human Services Department	2				
Law Department	1				
Municipal Court	4				
Planning & Development Department	1				
Parks and Recreation	6				
Police Department	20				
Public Transit Department	1				
Public Works Department	8				
Streets Department	4				
Water Services Department	8				
<b>TOTAL</b>	<b>76</b>	<b>7,945,479</b>	<b>2,095,043</b>	<b>36,705</b>	<b>19,372</b>

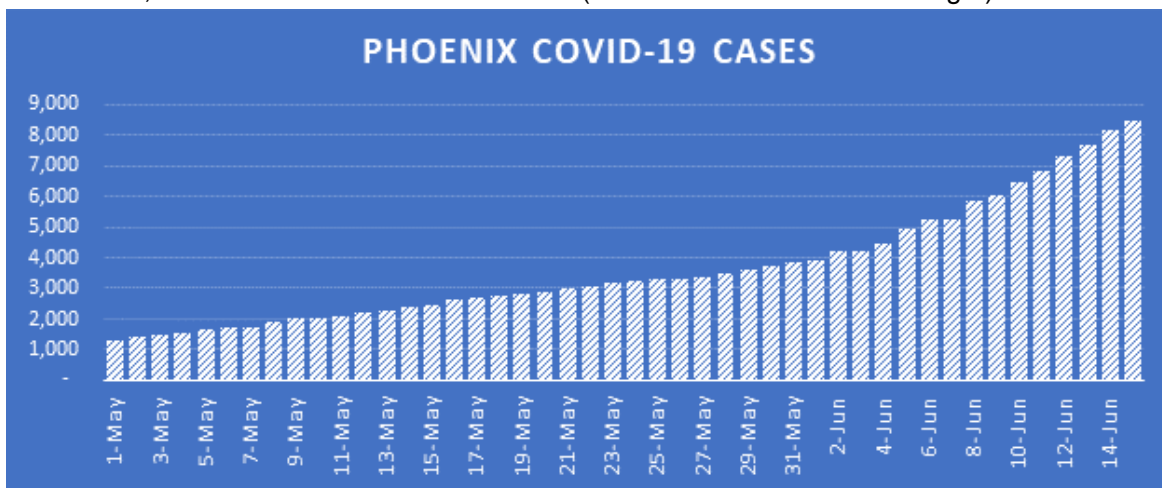
- As of today, there are 36,705 confirmed cases in Arizona (increase of **1,014** cases overnight)



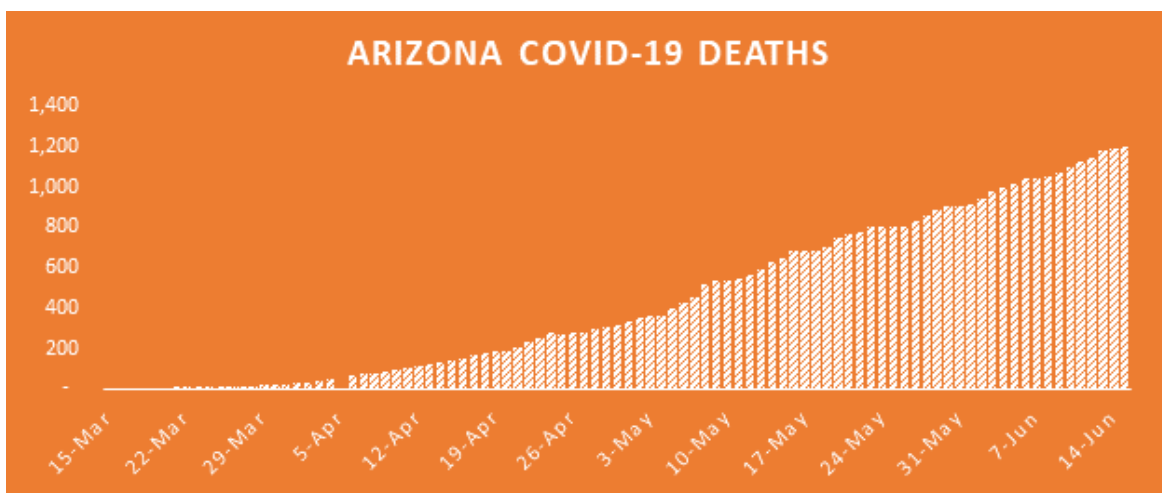
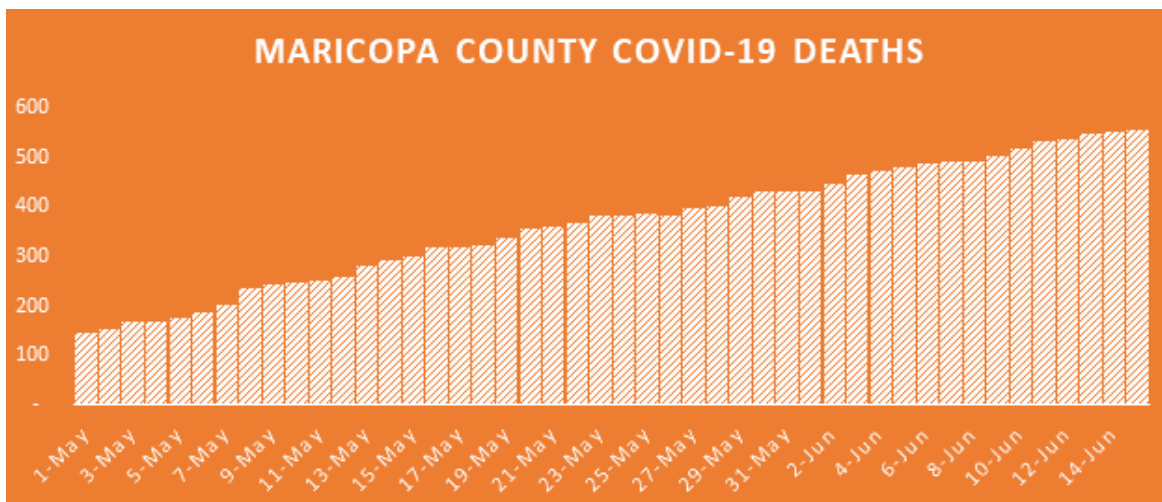
- 19,372 of these cases are in Maricopa County (increase of **680** cases overnight)
  - 1,660 of these are in long-term care



- 8,465 of these cases are in Phoenix (increase of 337 cases overnight)

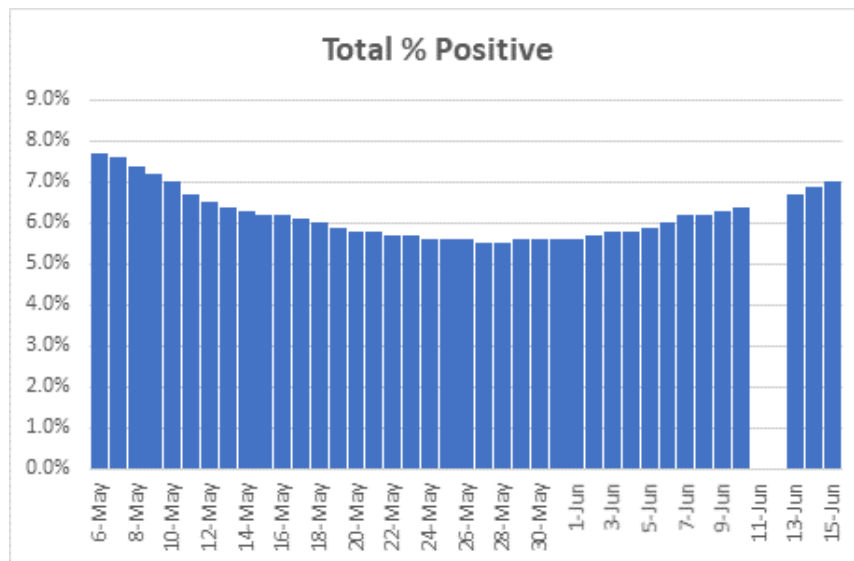
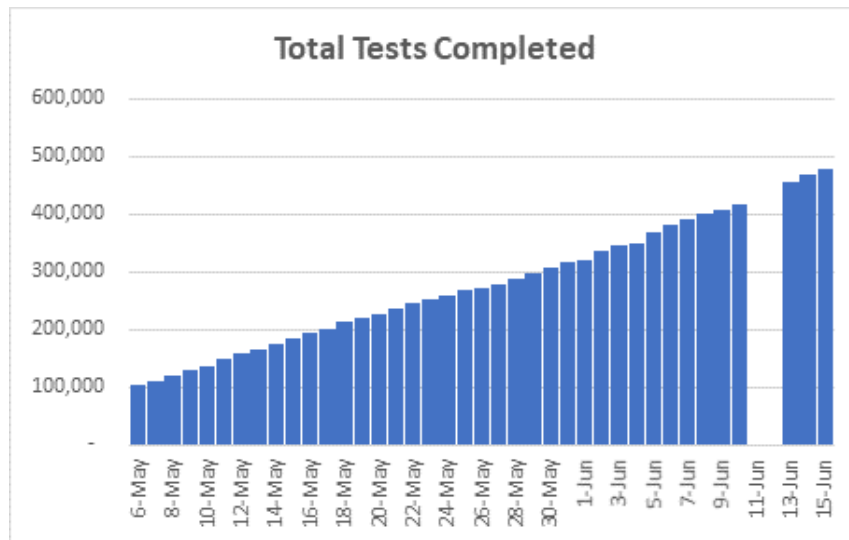


- Majority of Arizona counties are reporting positive cases of COVID-19
- 1,194 people have passed away from COVID-19 in Arizona (8 new deaths overnight)
  - 557 in Maricopa County (356 in long-term care)
  - 56 in Apache County
  - 4 in Cochise County
  - 88 in Coconino County
  - 3 in Gila County
  - <3 in Graham County
  - <3 in Greenlee County
  - <3 in La Paz County
  - 67 in Mohave County
  - 86 in Navajo County
  - 223 in Pima County
  - 44 in Pinal County
  - 12 in Santa Cruz County
  - 7 in Yavapai County
  - 42 in Yuma County
- Below is a breakdown of death cases by county and state



- The city has had 76 total cases of COVID-19
  - One person (a city employee) has passed away who confirmed positive for COVID-19
  - In addition, the city has 75 confirmed positive employees (five new overnight). There are six in Aviation, one in the City Council Department, one in Convention Center, one in Finance, ten in Fire, two in Human Resources, two in Human Services, one in Law, four in Municipal Court, six in Parks, one in Planning & Development, twenty in Police, one in Public Transit, eight in Public Works, four in Streets, and eight in Water Services
  - Current status: 31 of the 76 confirmed positive cases have returned to work
- As of today, there are 2,095,043 positive cases nationwide
  - There have been 115,521 deaths to date nationwide
- As of today, there are 7,945,479 positive cases worldwide
  - There have been 434,081 deaths to date worldwide
- With the push for additional testing throughout the state (Testing Blitz) new graphics have been added, taken from the Arizona Department of Health Services online Dashboard, showing the number of tests conducted, and percentage of positive cases resulting from testing

Total Statewide Tests Completed	479,102	Total Percent Positive	7.0%
---------------------------------	---------	------------------------	------



ZIP CODE	Population	15-Jun	15-Jun
85003	9,369	44	4.7
85004	4,965	37	7.5
85006	25,742	168	6.5
85007	14,040	149	10.6
85008	56,145	515	9.2
85009	52,520	449	8.5
85012	6,390	31	4.9
85013	19,314	99	5.1
85014	24,782	246	9.9
85015	37,644	368	9.8
85016	33,896	189	5.6
85017	38,872	286	7.4
85018	36,065	124	3.4
85019	25,042	243	9.7
85020	32,850	140	4.3

85021	37,743	235	6.2
85022	46,395	134	2.9
85023	31,274	106	3.4
85024	22,898	52	2.3
85027	37,140	83	2.2
85028	19,157	38	2.0
85029	43,233	196	4.5
85031	30,493	272	8.9
85032	65,485	299	4.6
85033	53,037	567	10.7
85034	5,582	57	10.2
85035	47,486	511	10.8
85037	44,771	433	9.7
85040	29,352	239	8.1
85041	54,947	459	8.4
85042	40,962	272	6.6
85043	30,560	270	8.8
85044	37,993	108	2.8
85045	7,238	13	1.8
85048	33,449	94	2.8
85050	25,736	67	2.6
85051	40,375	245	6.1
85053	28,480	106	3.7
85054	5,384	19	3.5
85083	18,104	50	2.8
85085	17,517	59	3.4
85086	40,495	84	2.1
85087	7,708	13	1.7
85339	45,746	296	6.5
<b>Total</b>	<b>1,366,376</b>	8465	
<b>Increase from Prior Day</b>		<b>337</b>	

#### PHX311 Updates:

- Current Hours of Operation: M-F 8 a.m. – 5 p.m. Weekend 9 a.m. – 3 p.m.
- Friday - Sunday Stats:
  - 57 total inquiries
- Trending Topics:
  - 8 COVID-19 Related Inquiries
  - 9 City Service Line Related Inquiries
  - 40 Miscellaneous Inquiries

#### Regional Hospitals Status:

- Hospitals across the region continue to be below maximum capacity
- Department of Health Services recently corrected their total bed count removing “Surge” to more accurately portray capacity

#### Hospital Resource Status (Reported):

--	--	--	--



Resource Type	Total Beds	Number in Use	Percentage in Use
Adult Intensive Care Beds	1,638	1,347	82%
Emergency Department Beds	2,289	945	41%
Inpatient Beds	7,949	6,614	83%
Ventilators	1,799	685	38%

**Number of COVID-19 Cases Hospitalized:**

Resources by Type in Use for COVID-19 Cases	Number in Use	Percentage in Use
Adult Intensive Care Beds	464	28%
Emergency Department Beds	931	40.6%
Inpatient Beds	1,449	18%
Ventilators	307	17%

### **Service Delivery Updates:**

---

#### **Fire Service Delivery:**

- As of today, service delivery capacity levels remain at 100% with no negative impacts
- Demand for Fire Department service delivery is trending at levels consistent with 2018 and 2019 for the same time periods
- Staffing levels remain high, staff continue to make themselves available to work if needed
- Over the past 24 hours Fire responded to 27 calls for service identified as potential COVID-19 incidents within the City of Phoenix
  - 1.6% increase for the prior 24-hour period, making for a total of 1,665 incidents to date
  - Of the 27 incidents, 15 patients were transported to a hospital
- Confirmed contacts with COVID-19 infected patients by FD members while providing service is now at 140
- The Fire Department has had another employee test positive. We now have a total of 9 employees that have tested positive for COVID-19.
  - 7 sworn and 2 non-sworn (6 of the 8 employees are back to work)
  - A Fire Department Cadet (volunteer) has tested positive
- Fire Department responded to 661 total calls for service over past 24 hours

#### **Police Service Delivery:**

- As of June 15, the demand for service has not changed significantly and no issues with staffing have been reported
- Overnight 0 calls for service in reference to public gatherings
  - To date, zero citations have been issued
- 1 call was made with recommendation for PPE
- There was a total of 79 arrests overnight
- There was a total of 5,210 calls for service received

**From:** [Lisa Fernandez](#)  
**To:** [Kate Gallego](#); [Clark T Princell](#); [Annie DeGraw](#); [Heather M Ross](#)  
**Cc:** [Daniel R Perez](#)  
**Subject:** Fwd: CITY OF PHOENIX COVID-19 JUNE 14TH UPDATE  
**Date:** Sunday, June 14, 2020 1:01:12 PM  
**Attachments:** [image002.png](#)  
[image003.png](#)  
[image004.png](#)  
[image005.png](#)  
[image006.png](#)  
[image007.png](#)  
[image008.png](#)  
[image009.png](#)  
[image011.png](#)  
[image012.png](#)

---

Lisa

Chief of Staff  
Mayor Kate Gallego  


---

**From:** Stephanie Bracken <Stephanie.Bracken@phoenix.gov>  
**Sent:** Sunday, June 14, 2020 12:19:55 PM  
**To:** PCC ALL <pcc.all@phoenix.gov>  
**Cc:** Lisa Fernandez <lisa.fernandez@phoenix.gov>  
**Subject:** CITY OF PHOENIX COVID-19 JUNE 14TH UPDATE

**Note:** Today's report is a brief overview of incidents and new statistics from overnight. A full report with detailed information will be provided on Monday.

## **CITY OF PHOENIX COVID-19 JUNE 14<sup>TH</sup> UPDATE**

### **OEM Incidents Update:**

---

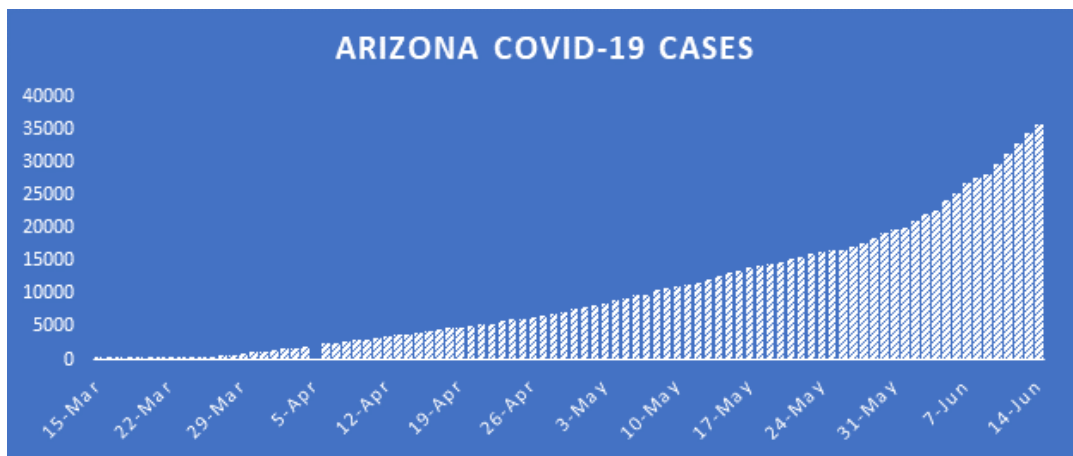
- The EOC remains active as a virtual center operating from the Emergency Management office at Phoenix City Hall
- PPE supplies continue to hold
  - N95 mask quantity is currently at an estimated 6-week supply for Public Safety at the current burn rate

### **Active Cases:**

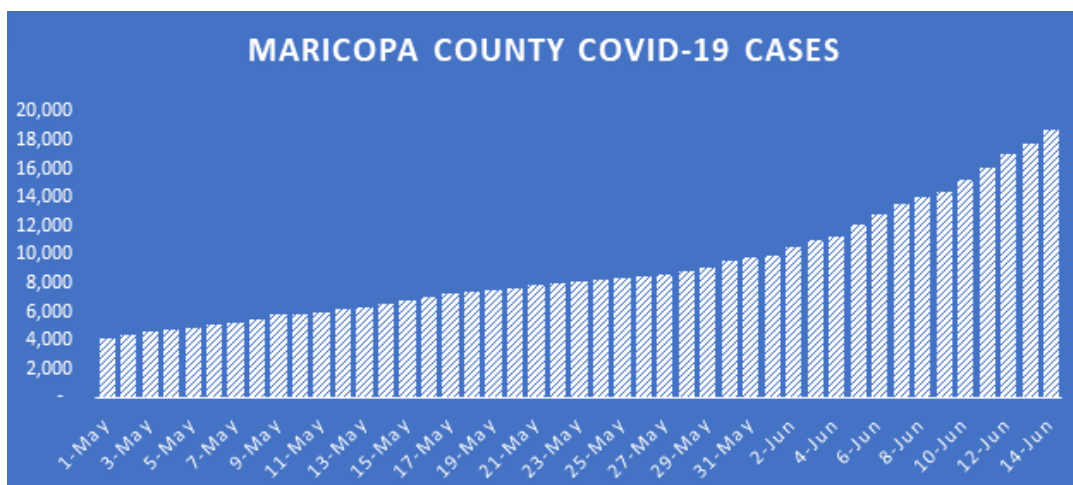
---

Confirmed COVID-19 Cases by City Employees, World, Country, State & County					
Updated: June 14, 2020					
CITY DEPARTMENT	CITY OF PHOENIX EMPLOYEES	WORLDWIDE	NATIONAL	ARIZONA	MARICOPA COUNTY
Aviation	6				
City Council Department	1				
Convention Center Department	1				
Fire Department	9				
Human Resources Department	2				
Human Services Department	2				
Law Department	1				
Municipal Court	4				
Planning & Development Department	1				
Parks and Recreation	5				
Police Department	20				
Public Transit Department	1				
Public Works Department	7				
Streets Department	4				
Water Services Department	8				
TOTAL	72	7,835,340	2,081,296	35,691	18,692

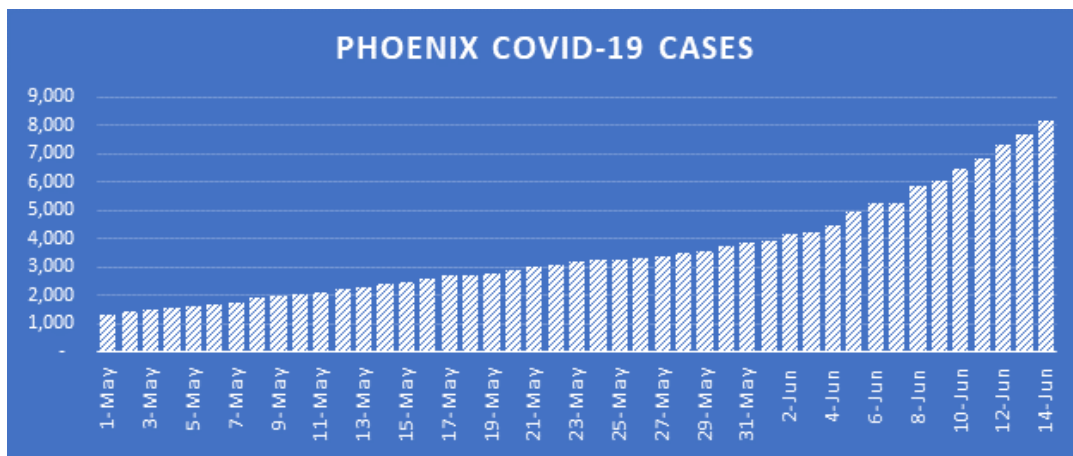
- As of today, there are 35,691 confirmed cases in Arizona (increase of **1,233** cases overnight)



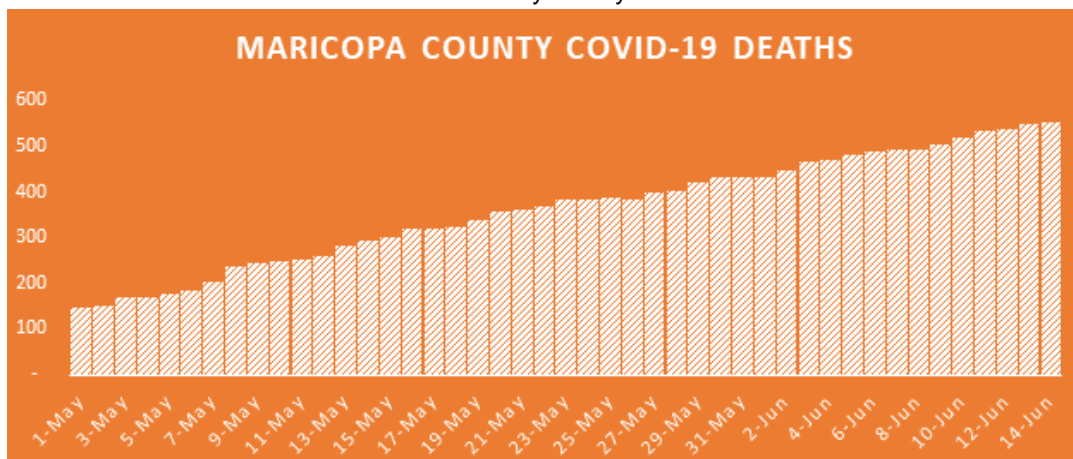
- 18,692 of these cases are in Maricopa County (increase of **901** cases overnight)
  - 1,657 of these are in long-term care

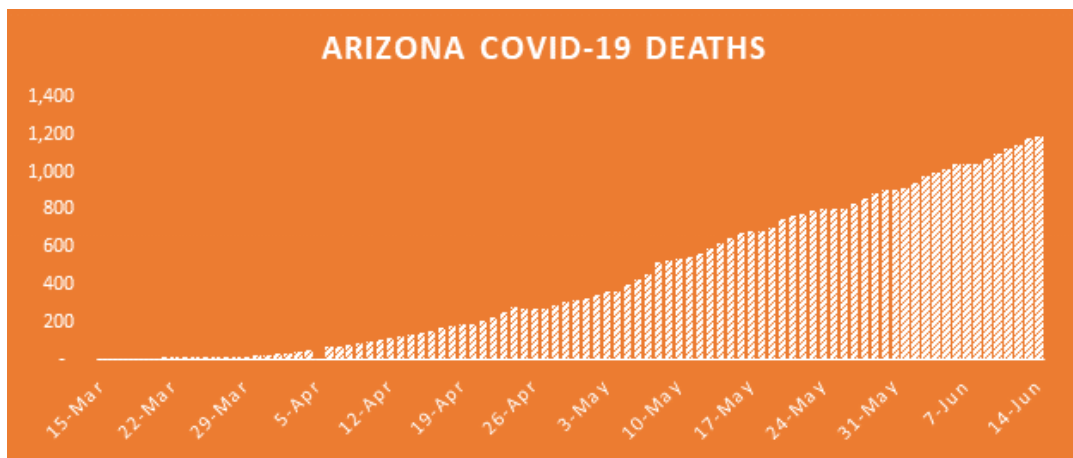


- 8,128 of these cases are in Phoenix (increase of 467 cases overnight)



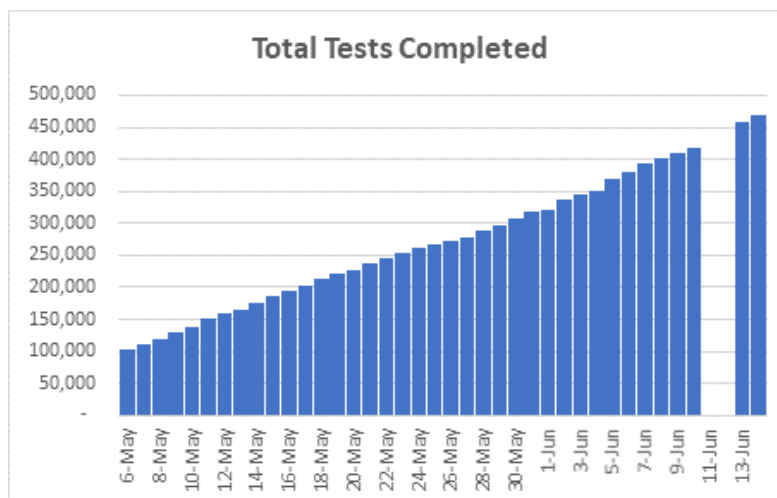
- Majority of Arizona counties are reporting positive cases of COVID-19
- 1,186 people have passed away from COVID-19 in Arizona (3 new deaths overnight)
  - 551 in Maricopa County (356 in long-term care)
  - 56 in Apache County
  - 4 in Cochise County
  - 87 in Coconino County
  - 3 in Gila County
  - <3 in Graham County
  - <3 in Greenlee County
  - <3 in La Paz County
  - 66 in Mohave County
  - 86 in Navajo County
  - 223 in Pima County
  - 44 in Pinal County
  - 12 in Santa Cruz County
  - 7 in Yavapai County
  - 42 in Yuma County
- Below is a breakdown of death cases by county and state

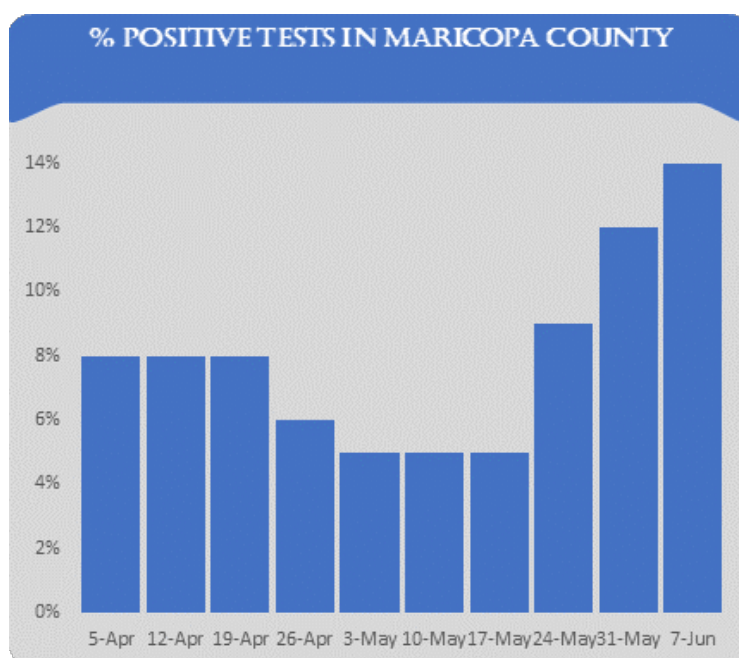
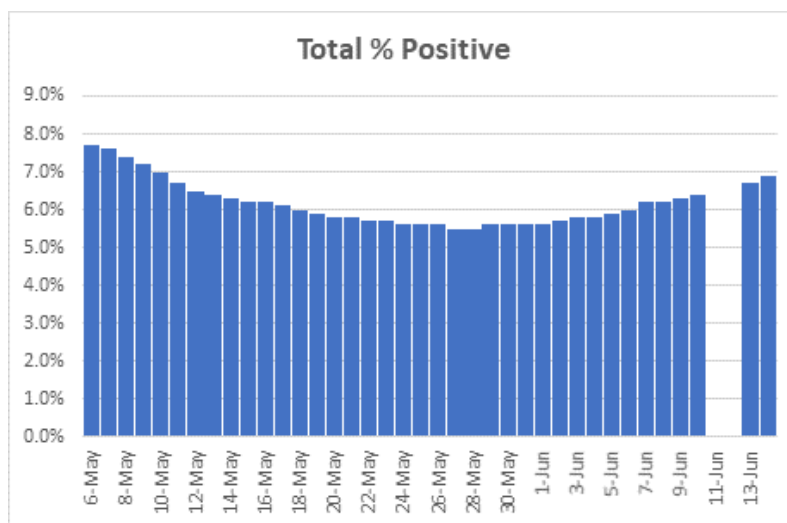




- The city has had 72 total cases of COVID-19
  - One person (a city employee) has passed away who confirmed positive for COVID-19
  - In addition, the city has 71 confirmed positive employees (five new overnight). There are six in Aviation, one in the City Council Department, one in Convention Center, nine in Fire, two in Human Resources, two in Human Services, one in Law, four in Municipal Court, five in Parks, one in Planning & Development, twenty in Police, one in Public Transit, seven in Public Works, four in Streets, and eight in Water Services
  - Current status: 31 of the 72 confirmed positive cases have returned to work
- As of today, there are 2,081,296 positive cases nationwide
  - There have been 115,521 deaths to date nationwide
- As of today, there are 7,835,340 positive cases worldwide
  - There have been 431,141 deaths to date worldwide
- With the push for additional testing throughout the state (Testing Blitz) new graphics have been added, taken from the Arizona Department of Health Services online Dashboard, showing the number of tests conducted, and percentage of positive cases resulting from testing

<b>Total Statewide Tests Completed</b>	<b>469,427</b>	<b>Total Percent Positive</b>	<b>6.9%</b>
----------------------------------------	----------------	-------------------------------	-------------





### Countywide Testing

- Test results are for PCR (Nasal Swab) testing only for Maricopa County
- Test results are delayed by 7-10 days and may be subject to update when additional test results are received

14,854	Population Tested	Positive Tests	Maricopa County Testing - % Positive in Population		Total Tested	Total Positives	Maricopa County - % Positive in Population
5-Apr	6,308	505	8.0%		6,308	505	8.0%
12-Apr	6,191	495	8.0%		12,499	1,000	8.0%
19-Apr	7,758	621	8.0%		20,257	1,621	8.0%
26-Apr	14,195	852	6.0%		34,452	2,472	7.2%

3-May	22,311	1,116	5.0%		56,763	3,588	6.3%
10-May	27,050	1,353	5.0%		83,813	4,940	5.9%
17-May	21,260	1,063	5.0%		105,073	6,003	5.7%
24-May	21,939	1,975	9.0%		127,012	7,978	6.3%
31-May	46,612	5,593	12.0%		173,624	13,571	7.8%
7-Jun	19,834	2,777	14.0%		193,458	16,348	8.5%

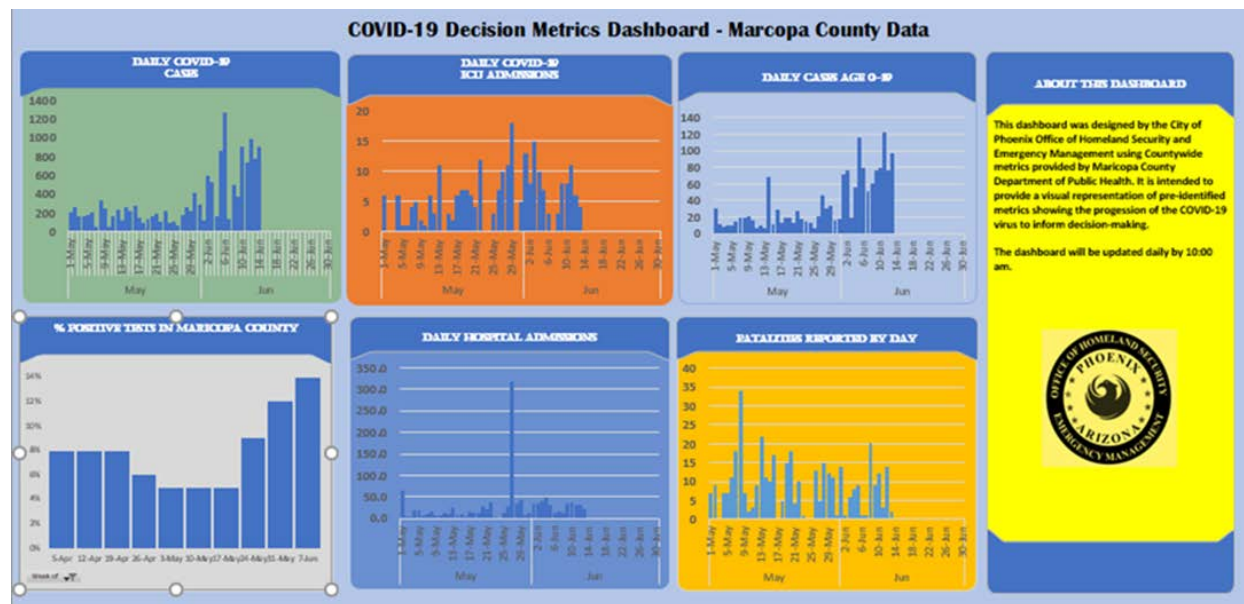
ZIP CODE	Population	14-Jun	14-Jun
85003	9,369	42	4.5
85004	4,965	36	7.3
85006	25,742	166	6.4
85007	14,040	147	10.5
85008	56,145	499	8.9
85009	52,520	434	8.3
85012	6,390	30	4.7
85013	19,314	98	5.1
85014	24,782	227	9.2
85015	37,644	354	9.4
85016	33,896	179	5.3
85017	38,872	281	7.2
85018	36,065	119	3.3
85019	25,042	234	9.3
85020	32,850	136	4.1
85021	37,743	226	6.0
85022	46,395	130	2.8
85023	31,274	99	3.2
85024	22,898	49	2.1
85027	37,140	78	2.1
85028	19,157	37	1.9
85029	43,233	190	4.4
85031	30,493	255	8.4
85032	65,485	292	4.5
85033	53,037	540	10.2
85034	5,582	56	10.0
85035	47,486	498	10.5
85037	44,771	419	9.4



85040	29,352	224	7.6
85041	54,947	434	7.9
85042	40,962	264	6.4
85043	30,560	261	8.5
85044	37,993	103	2.7
85045	7,238	13	1.8
85048	33,449	93	2.8
85050	25,736	64	2.5
85051	40,375	233	5.8
85053	28,480	103	3.6
85054	5,384	19	3.5
85083	18,104	49	2.7
85085	17,517	56	3.2
85086	40,495	80	2.0
85087	7,708	12	1.6
85339	45,746	269	5.9
<b>Total</b>	<b>1,366,376</b>	<b>8128</b>	
<b>Increase from Prior Day</b>		<b>467</b>	

### COVID-19 Decision-Making Dashboard (Maricopa County Data)

This dashboard has been developed based upon metrics identified at the county level to inform decision-making as COVID-19 progresses. The Office of Homeland Security and Emergency Management is working with Information Technology Services for how to best share this data. It must be understood that this is a snapshot in time and may differ from hour to hour as information continues to be updated by the source organization. **This data used for the dashboard today was published June 13, 2020.**



### PHX311 Updates:

- Current Hours of Operation: M-F 8 a.m. – 5 p.m. Weekend 9 a.m. – 3 p.m.

- Friday's Stats:
  - 45 total inquiries
- Trending Topics:
  - COVID-19 Reopening: Community Centers, Parks, etc.
  - City Services: Water/ Solid Waste
  - Misc. Services: PPD, Muni Court, PD, Fire, etc.

#### Regional Hospitals Status:

---

- Hospitals across the region continue to be below maximum capacity
- Department of Health Services recently corrected their total bed count removing "Surge" to more accurately portray capacity

#### Hospital Resource Status (Reported):

Resource Type	Total Beds	Number in Use	Percentage in Use
Adult Intensive Care Beds	1,548	1,313	79%
Emergency Department Beds	2,211	963	42%
Inpatient Beds	7,164	6,664	84%
Ventilators	1,788	651	37%

#### Number of COVID-19 Cases Hospitalized:

Resources by Type in Use for COVID-19 Cases	Number in Use	Percentage in Use
Adult Intensive Care Beds	452	29%
Emergency Department Beds	856	39%
Inpatient Beds	1,457	20%
Ventilators	317	18%

#### Service Delivery Updates:

---

##### Fire Service Delivery:

- As of today, service delivery levels remain at 100% with no negative impacts
- Demand for Fire Department service delivery is trending at levels consistent with 2018 and 2019 for the same time periods
- Staffing levels remain high, staff continue to make themselves available to work if needed
- Over the past 24 hours Fire responded to 35 calls for service identified as potential COVID-19 incidents within the City of Phoenix
  - 2.1% increase for the prior 24-hour period, making for a total of 1,638 incidents to date
  - Of the 35 incidents, 15 patients were transported to a hospital
- Confirmed contacts with COVID-19 infected patients by FD members while providing service is now at 140
- The Fire Department has had another employee test positive. We now have a total of 8 employees that have tested positive for COVID-19.
  - 6 sworn and 2 non-sworn (6 of the 8 employees are back to work)
  - A Fire Department Cadet (volunteer) has tested positive
- Fire Department responded to 798 total calls for service over past 24 hours

##### Police Service Delivery:

- As of June 1, the demand for service has not changed significantly and no issues with staffing have been reported

- Overnight 0 calls for service in reference to public gatherings
  - To date, zero citations have been issued
- 4 calls were made with recommendation for PPE
- There was a total of 91 arrests overnight
- There was a total of 5,675 calls for service received

**From:** [Lisa Fernandez](#)  
**To:** [Kate Gallego](#); [Clark T Princell](#); [Annie DeGraw](#); [Heather M Ross](#)  
**Cc:** [Daniel R Perez](#)  
**Subject:** Fwd: CITY OF PHOENIX COVID-19 JUNE 13TH UPDATE  
**Date:** Saturday, June 13, 2020 10:55:18 AM  
**Attachments:** [image002.png](#)  
[image003.png](#)  
[image004.png](#)  
[image005.png](#)  
[image006.png](#)  
[image007.png](#)  
[image008.png](#)  
[image010.png](#)  
[image011.png](#)

---

Lisa

Chief of Staff  
Mayor Kate Gallego  
[REDACTED]

---

**From:** Stephanie Bracken <Stephanie.Bracken@phoenix.gov>  
**Sent:** Saturday, June 13, 2020 10:47:17 AM  
**To:** PCC ALL <pcc.all@phoenix.gov>  
**Cc:** Lisa Fernandez <lisa.fernandez@phoenix.gov>  
**Subject:** CITY OF PHOENIX COVID-19 JUNE 13TH UPDATE

**Note:** Today's report is a brief overview of incidents and new statistics from overnight. A full report with detailed information will be provided on Monday.

## **CITY OF PHOENIX COVID-19 JUNE 13<sup>TH</sup> UPDATE**

### **OEM Incidents Update:**

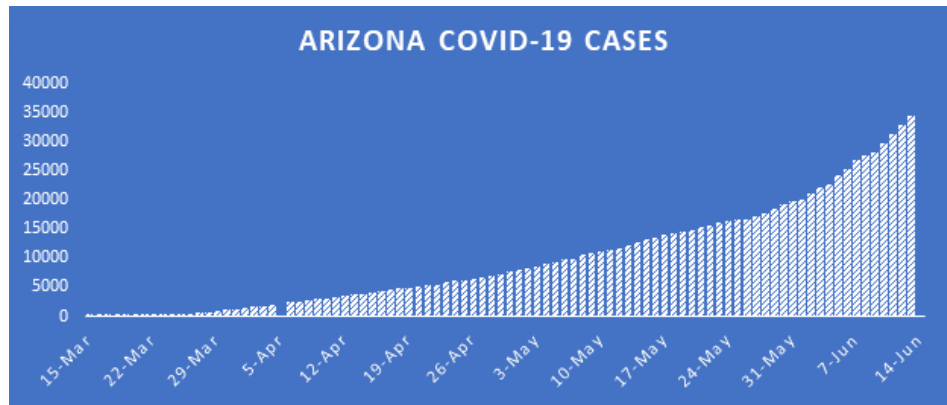
- The EOC remains active as a virtual center operating from the Emergency Management office at Phoenix City Hall
- PPE supplies continue to hold
  - N95 mask quantity is currently at an estimated 6-week supply for Public Safety at the current burn rate
- Death counts for the counties represents a two day change due to the State Department of Health Services site being unavailable for June 12, 2020

### **Active Cases:**

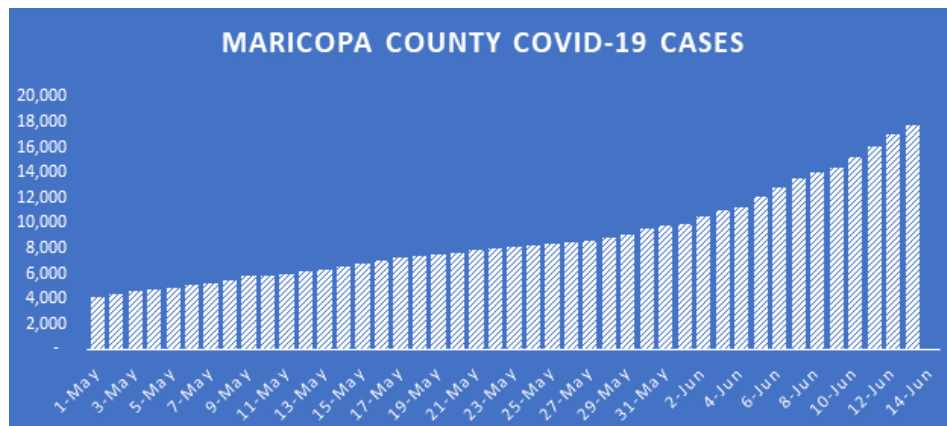
---

Confirmed COVID-19 Cases by City Employees, World, Country, State & County					
Updated: June 13, 2020					
CITY DEPARTMENT	CITY OF PHOENIX EMPLOYEES	WORLDWIDE	NATIONAL	ARIZONA	MARICOPA COUNTY
Aviation	6				
City Council Department	1				
Convention Center Department	1				
Fire Department	9				
Human Resources Department	2				
Human Services Department	2				
Law Department	1				
Municipal Court	4				
Planning & Development Department	1				
Parks and Recreation	5				
Police Department	18				
Public Transit Department	1				
Public Works Department	7				
Streets Department	3				
Water Services Department	6				
TOTAL	67	7,702,513	2,054,309	34,458	17,791

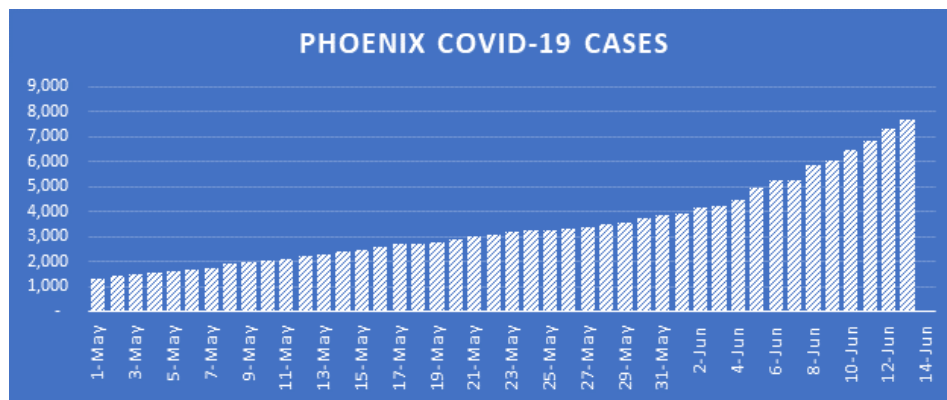
- As of today, there are 34,458 confirmed cases in Arizona (increase of 1,183 cases overnight)



- 17,791 of these cases are in Maricopa County (increase of **781** cases overnight)
  - 1,635 of these are in long-term care

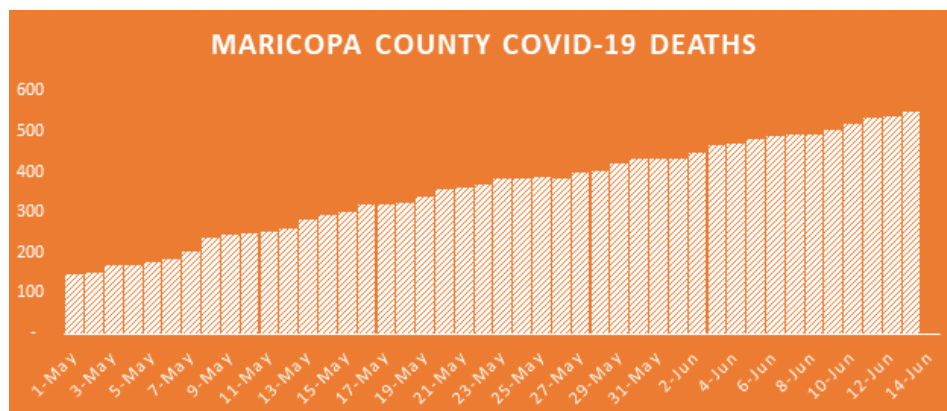
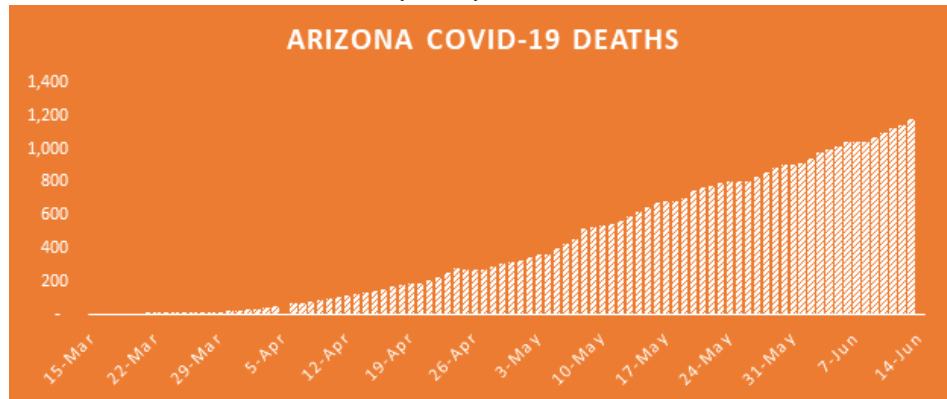


- 7,661 of these cases are in Phoenix (increase of 370 cases overnight)



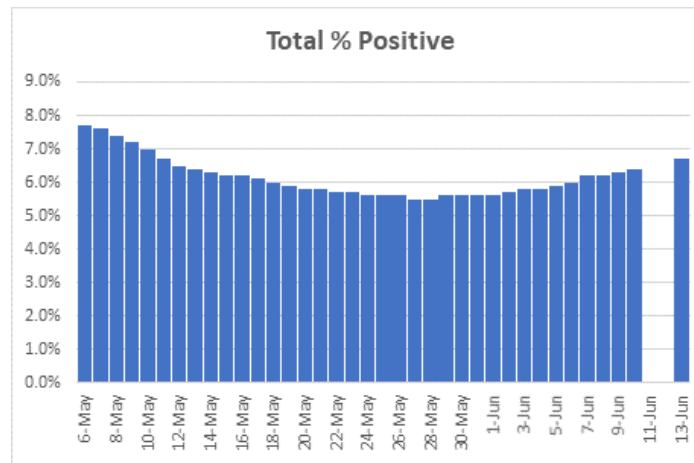
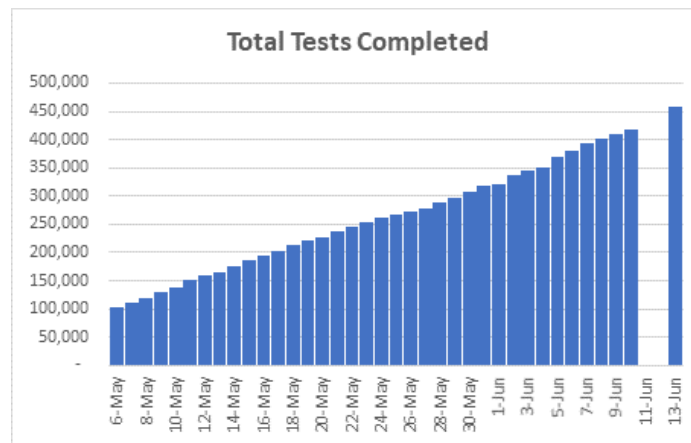
- Majority of Arizona counties are reporting positive cases of COVID-19
- 1,183 people have passed away from COVID-19 in Arizona (39 new deaths overnight)
  - 549 in Maricopa County (355 in long-term care)
  - 56 in Apache County
  - 4 in Cochise County
  - 87 in Coconino County
  - 3 in Gila County
  - <3 in Graham County

- <3 in Greenlee County
- <3 in La Paz County
- 66 in Mohave County
- 86 in Navajo County
- 223 in Pima County
- 44 in Pinal County
- 12 in Santa Cruz County
- 7 in Yavapai County
- 41 in Yuma County
- Below is a breakdown of death cases by county and state



- The city has had 67 total cases of COVID-19
  - One person (a city employee) has passed away who confirmed positive for COVID-19
  - In addition, the city has 66 confirmed positive employees (six new overnight). There are six in Aviation, one in the City Council Department, one in Convention Center, nine in Fire, two in Human Resources, two in Human Services, one in Law, four in Municipal Court, five in Parks, one in Planning & Development, eighteen in Police, one in Public Transit, seven in Public Works, three in Streets, and six in Water Services
  - Current status: 31 of the 67 confirmed positive cases have returned to work
- As of today, there are 2,054,309 positive cases nationwide
  - There have been 114,790 deaths to date nationwide
- As of today, there are 7,702,513 positive cases worldwide
  - There have been 426,991 deaths to date worldwide
- With the push for additional testing throughout the state (Testing Blitz) new graphics have been added, taken from the Arizona Department of Health Services online Dashboard, showing the number of tests conducted, and percentage of positive cases resulting from testing

Total Statewide Tests Completed	456,916	Total Percent Positive	6.7%
---------------------------------	---------	------------------------	------



#### Countywide Testing

- Test results are for PCR (Nasal Swab) testing only for Maricopa County
- Test results are delayed by 7-10 days and may be subject to update when additional test results are received

Week of	Population Tested	Positive Tests	Maricopa County Testing - % Positive in Population	Total Tested	Total Positives	Maricopa County - % Positive in Population
5-Apr	6,308	505	8.0%	6,308	505	8.0%
12-Apr	6,191	495	8.0%	12,499	1,000	8.0%
19-Apr	7,758	621	8.0%	20,257	1,621	8.0%
26-Apr	14,195	852	6.0%	34,452	2,472	7.2%
3-May	22,311	1,116	5.0%	56,763	3,588	6.3%
10-May	27,050	1,353	5.0%	83,813	4,940	5.9%
17-May	21,260	1,063	5.0%	105,073	6,003	5.7%
24-May	21,939	1,975	9.0%	127,012	7,978	6.3%
31-May	46,612	5,593	12.0%	173,624	13,571	7.8%
7-Jun	14,854	2,080	14.0%	188,478	15,651	8.3%

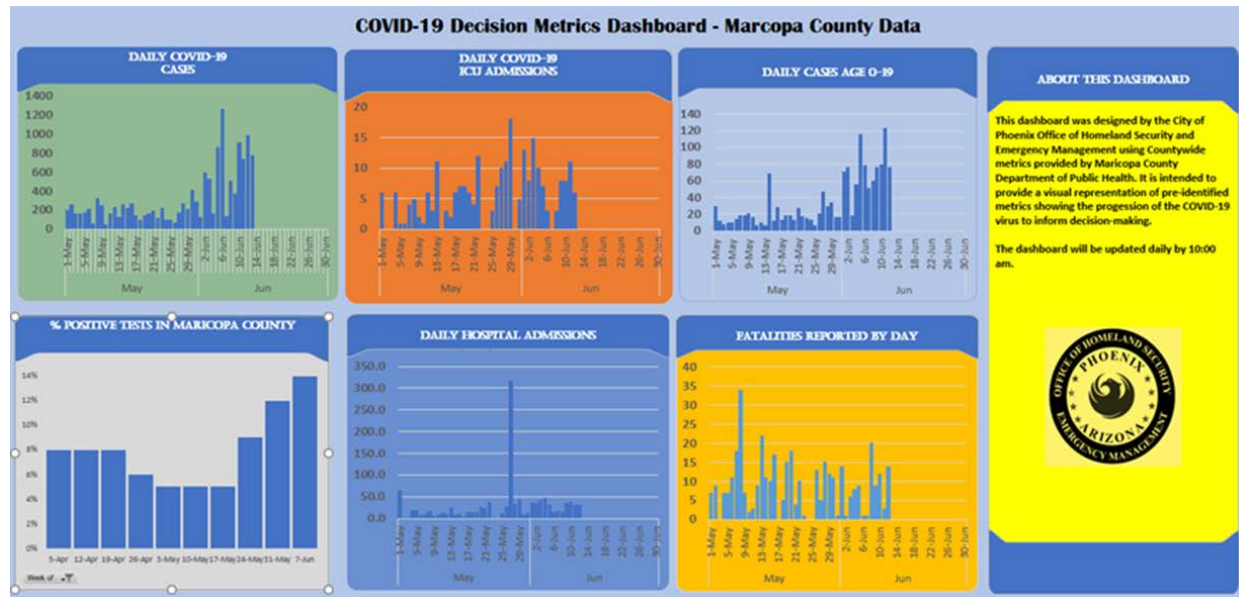


ZIP CODE	Population	13-Jun	Infection Rate (x/1000)
85003	9,369	42	4.5
85004	4,965	36	7.3
85006	25,742	155	6.0
85007	14,040	140	10.0
85008	56,145	462	8.2
85009	52,520	405	7.7
85012	6,390	29	4.5
85013	19,314	96	5.0
85014	24,782	208	8.4
85015	37,644	331	8.8
85016	33,896	172	5.1
85017	38,872	271	7.0
85018	36,065	110	3.1
85019	25,042	221	8.8
85020	32,850	126	3.8
85021	37,743	215	5.7
85022	46,395	128	2.8
85023	31,274	97	3.1
85024	22,898	44	1.9
85027	37,140	68	1.8
85028	19,157	37	1.9
85029	43,233	184	4.3
85031	30,493	234	7.7
85032	65,485	282	4.3
85033	53,037	487	9.2
85034	5,582	53	9.5
85035	47,486	479	10.1
85037	44,771	396	8.8
85040	29,352	215	7.3
85041	54,947	404	7.4
85042	40,962	246	6.0
85043	30,560	246	8.0
85044	37,993	101	2.7
85045	7,238	12	1.7
85048	33,449	90	2.7
85050	25,736	57	2.2
85051	40,375	221	5.5
85053	28,480	103	3.6
85054	5,384	19	3.5
85083	18,104	47	2.6
85085	17,517	51	2.9
85086	40,495	77	1.9
85087	7,708	6	0.8

85339	45,746	258	5.6
<b>Total</b>	<b>1,366,376</b>	<b>7661</b>	
<b>Increase from Prior Day</b>		<b>370</b>	

### COVID-19 Decision-Making Dashboard (Maricopa County Data)

This dashboard has been developed based upon metrics identified at the county level to inform decision-making as COVID-19 progresses. The Office of Homeland Security and Emergency Management is working with Information Technology Services for how to best share this data. It must be understood that this is a snapshot in time and may differ from hour to hour as information continues to be updated by the source organization. **This data used for the dashboard today was published June 12, 2020.**



### PHX311 Updates:

- Current Hours of Operation: M-F 8 a.m. – 5 p.m. Weekend 9 a.m. – 3 p.m.
- Friday's Stats:
  - 45 total inquiries
- Trending Topics:
  - COVID-19 Reopening: Community Centers, Parks, etc.
  - City Services: Water/ Solid Waste
  - Misc. Services: PPD, Muni Court, PD, Fire, etc.

### Regional Hospitals Status:

- Hospitals across the region continue to be below maximum capacity
- Department of Health Services recently corrected their total bed count removing "Surge" to more accurately portray capacity
- As of this morning one small specialty hospital is in Divert (not accepting new patients). Remaining hospitals in Maricopa County remain open

### Hospital Resource Status (Reported):

Resource Type	Total Beds	Number in Use	Percentage in Use
Adult Intensive Care Beds	1,548	1,317	79%
Emergency Department Beds	2,211	905	39%
Inpatient Beds	7,164	6,468	84%
Ventilators	1,788	652	36%

**Number of COVID-19 Cases Hospitalized:**

Resources by Type in Use for COVID-19 Cases	Number in Use	Percentage in Use
Adult Intensive Care Beds	447	29%
Emergency Department Visits	902	41%
Inpatient Beds	1,412	20%
Ventilators	309	17%

**Service Delivery Updates:**

---

**Fire Service Delivery:**

- As of today, service delivery levels remain at 100% with no negative impacts
- Demand for Fire Department service delivery is trending at levels consistent with 2018 and 2019 for the same time periods
- Staffing levels remain high, staff continue to make themselves available to work if needed
- Over the past 24 hours Fire responded to 43 calls for service identified as potential COVID-19 incidents within the City of Phoenix
  - 2.7% increase for the prior 24-hour period, making for a total of 1,638 incidents to date
  - Of the 43 incidents, 19 patients were transported to a hospital
- Confirmed contacts with COVID-19 infected patients by FD members while providing service is now at 140
- The Fire Department has had another employee test positive. We now have a total of 8 employees that have tested positive for COVID-19.
  - 6 sworn and 2 non-sworn (6 of the 8 employees are back to work)
  - A Fire Department Cadet (volunteer) has tested positive
- Fire Department responded to 758 total calls for service over past 24 hours

**Police Service Delivery:**

- As of June 13, the demand for service has not changed significantly and no issues with staffing have been reported
- Overnight 0 calls for service in reference to public gatherings
  - To date, zero citations have been issued
- 4 calls were made with recommendation for PPE
- There was a total of 100 arrests overnight
- There was a total of 5,959 calls for service received

**From:** [Lisa Fernandez](#)  
**To:** [Kate Gallego](#); [Clark T Princell](#); [Annie DeGraw](#); [Heather M Ross](#)  
**Cc:** [Daniel R Perez](#)  
**Subject:** Fwd: CITY OF PHOENIX COVID-19 JUNE 12TH AFTERNOON UPDATE  
**Date:** Friday, June 12, 2020 5:58:40 PM  
**Attachments:** [image003.png](#)  
[image004.png](#)  
[image005.png](#)  
[image006.png](#)  
[image007.png](#)  
[image008.png](#)  
[image009.png](#)  
[CITY OF PHOENIX COVID-19 JUNE 12 AFTERNOON UPDATE.docx](#)  
[image012.png](#)  
[image013.png](#)

---

Lisa

Chief of Staff  
Mayor Kate Gallego  


---

**From:** Stephanie Bracken <Stephanie.Bracken@phoenix.gov>  
**Sent:** Friday, June 12, 2020 5:31:22 PM  
**To:** PCC ALL <pcc.all@phoenix.gov>  
**Cc:** Lisa Fernandez <lisa.fernandez@phoenix.gov>  
**Subject:** CITY OF PHOENIX COVID-19 JUNE 12TH AFTERNOON UPDATE

**Note:** the below report highlights new information from overnight and today. A full report with detailed information is attached for reference.

## **CITY OF PHOENIX COVID-19 JUNE 12TH AFTERNOON UPDATE**

### **OEM Incidents Update:**

---

- The EOC remains active as a virtual center operating from the Emergency Management office at Phoenix City Hall
- PPE supplies continue to hold
  - N95 mask quantity is currently at an estimated 6-week supply for Public Safety at the current burn rate
- The Arizona Department of Health Services COVID-19 Dashboard again crashed this morning, making many of the statistics for the report unavailable. This report will be updated when /if the metrics become available tomorrow
- The State of Arizona and Maricopa County saw a new record in a 1-day rise on positive cases

### **New Department Updates:**

---

#### **Parks and Recreation:**

- A day camp for city employees' children is offered Monday to Friday from 7 a.m. to 7 p.m., with extended hours until 9 p.m. available, should a participant need it and coordinate that

with facility staff. This camp is available at three facilities

- 32 children attended youth camp today (this is record attendance for the camps)
- As of today, there are 83 employees registered and around 120 employees are interested in the youth camps
- All three of the centers were utilized today

### PHX311 Updates:

---

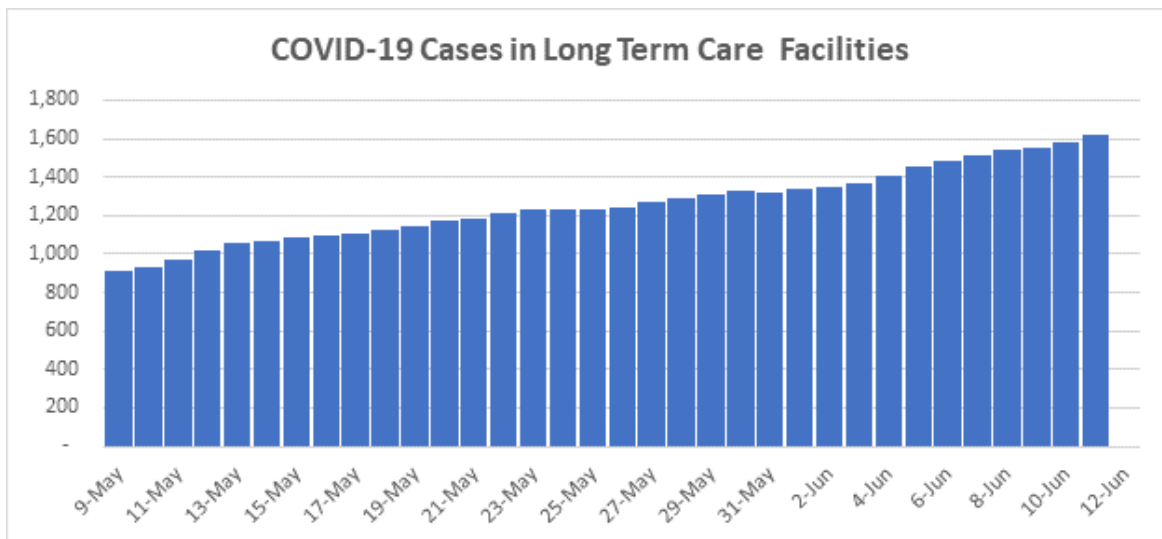
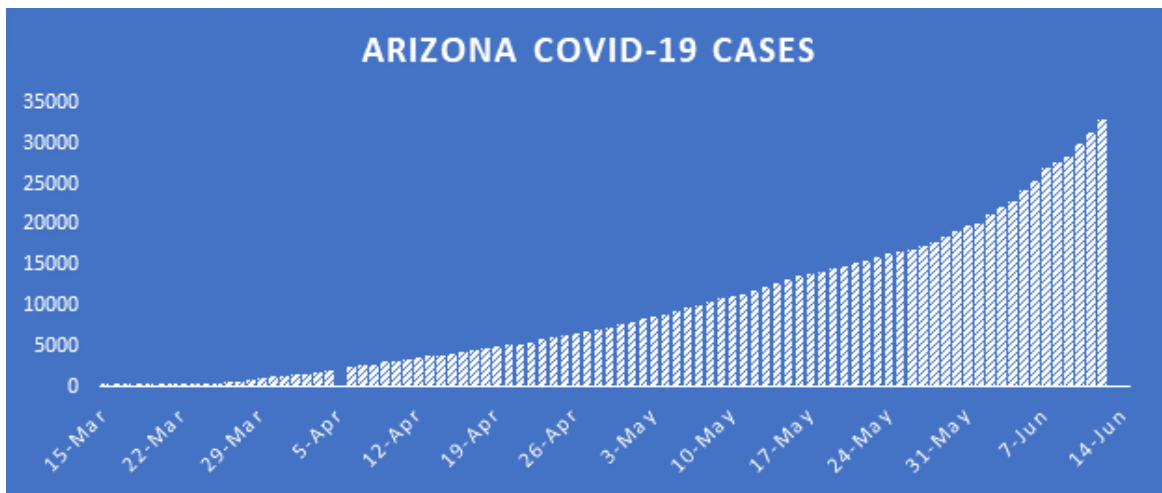
- Current Hours of Operation: M-F 8 a.m. – 5 p.m. Weekend 9 a.m. – 3 p.m.
- Today's Stats as of 4:15 p.m.:
  - 45 total inquiries
- Trending Topics:
  - COVID-19 Reopening: Community Centers, Parks, etc.
  - City Services: Water/ Solid Waste
  - Misc. Services: PPD, Muni Court, PD, Fire, etc.

### Active Cases:

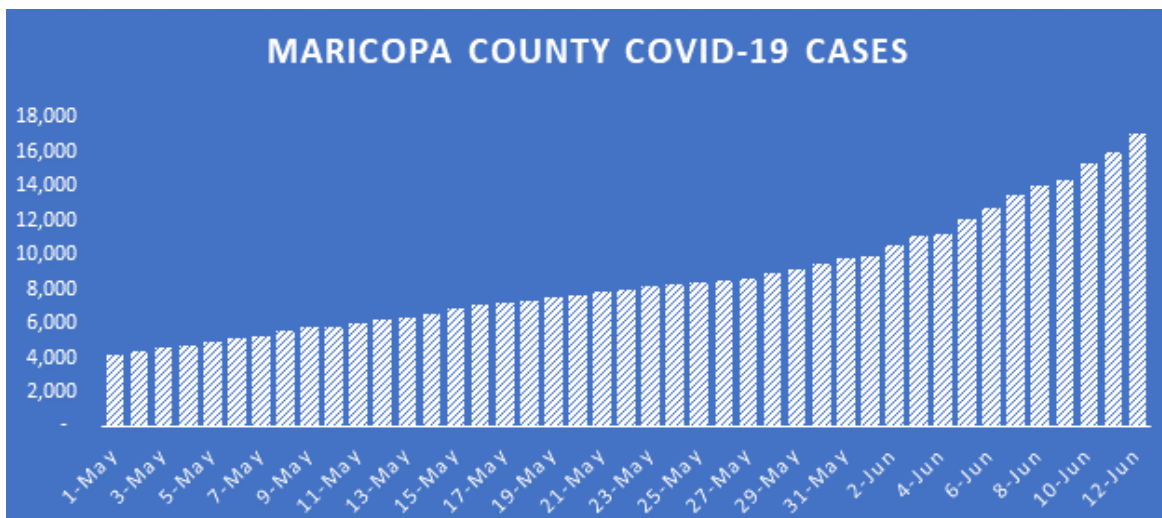
---

Confirmed COVID-19 Cases by City Employees, World, Country, State & County					
Updated: June 12, 2020					
CITY DEPARTMENT	CITY OF PHOENIX EMPLOYEES	WORLDWIDE	NATIONAL	ARIZONA	MARICOPA COUNTY
Aviation	5				
City Council Department	1				
Convention Center Department	1				
Fire Department	9				
Human Services Department	2				
Law Department	1				
Municipal Court	4				
Planning & Development Department	1				
Parks and Recreation	5				
Police Department	17				
Public Transit Department	1				
Public Works Department	6				
Streets Department	3				
Water Services Department	5				
TOTAL	61	7,556,888	2,027,521	32,918	17,010

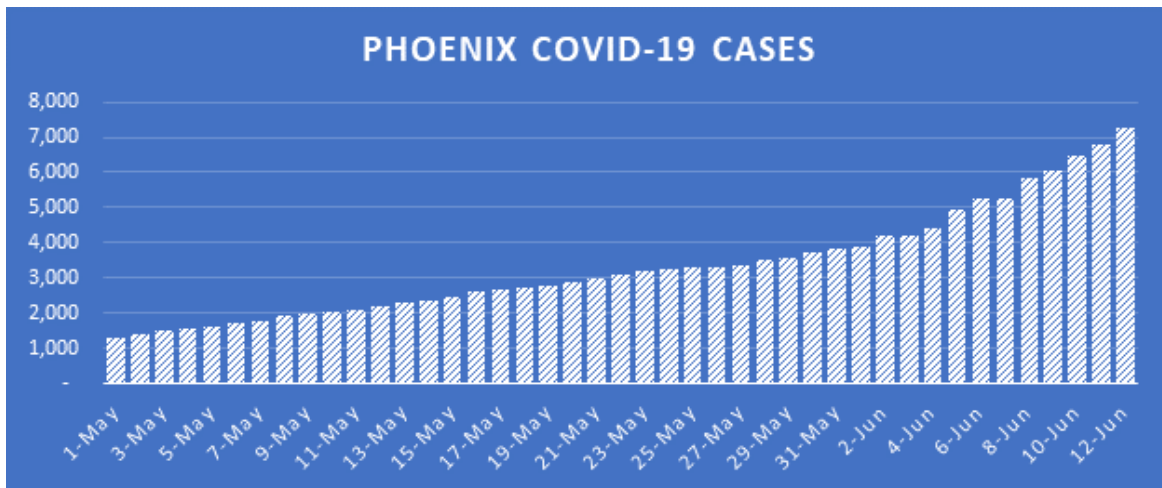
- As of today, there are 32,918 confirmed cases in Arizona (increase of **1,654** cases overnight)



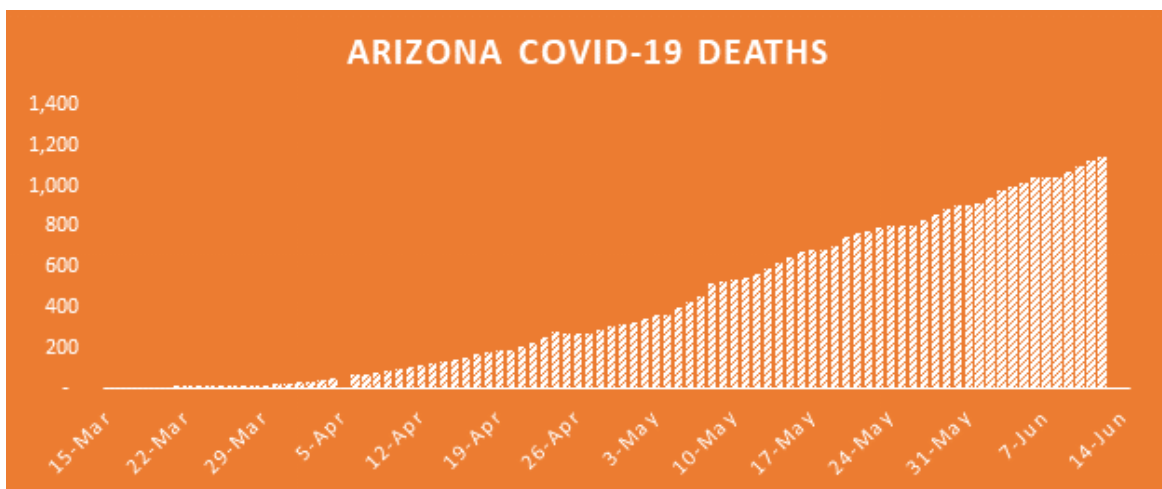
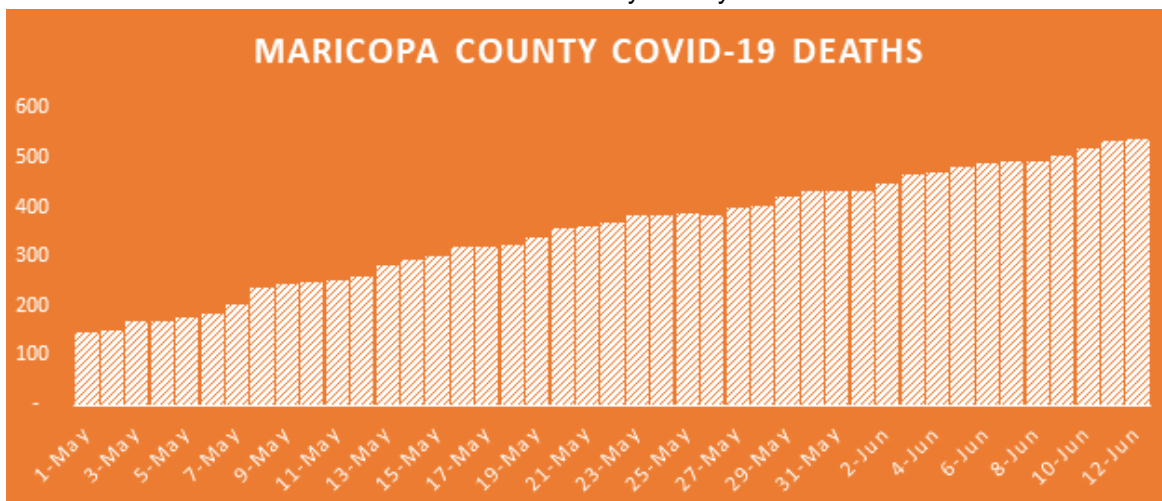
- 17,010 of these cases are in Maricopa County (increase of **992** cases overnight)
  - 1,617 of these are in long-term care



7,291 of these cases are in Phoenix (increase of 484 cases overnight)



- Majority of Arizona counties are reporting positive cases of COVID-19
- 1,144 people have passed away from COVID-19 in Arizona (17 new deaths overnight)
  - 536 in Maricopa County (347 in long-term care)
- Below is a breakdown of death cases by county and state



- The city has had 61 total cases of COVID-19

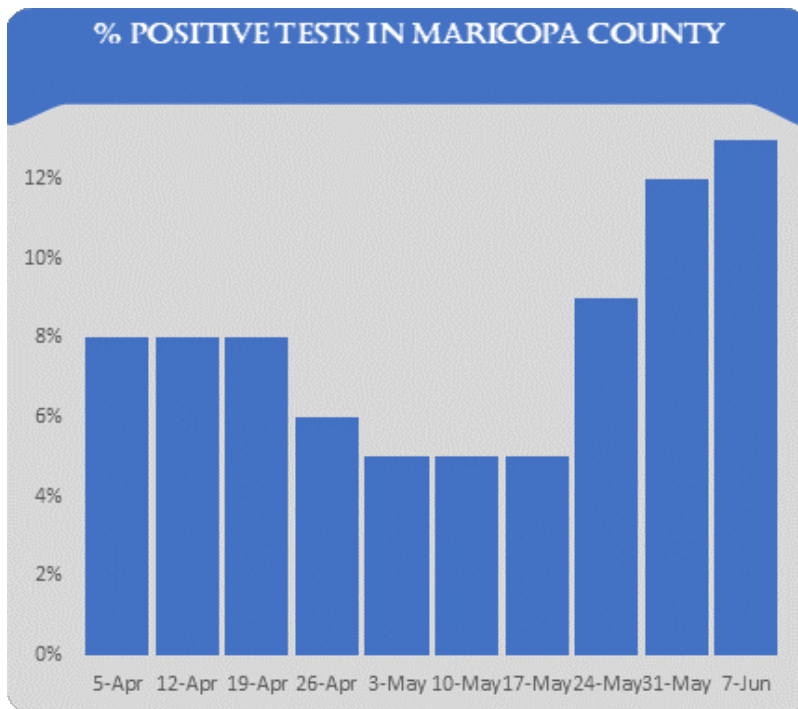


- One person (a city employee) has passed away who confirmed positive for COVID-19
- In addition, the city has had 60 confirmed positive employees (five new overnight).  
There are five in Aviation, one in the City Council Department, one in Convention Center, nine in Fire, two in Human Services, one in Law, four in Municipal Court, five in Parks, one in Planning & Development, seventeen in Police, one in Public Transit, six in Public Works, three in Streets, and five in Water Services
- Current status: 31 of the 61 confirmed positive cases have returned to work
- As of today, there are 2,027,521 positive cases nationwide
  - There have been 113,899 deaths to date nationwide
- As of today, there are 7,556,888 positive cases worldwide
  - There have been 422,452 deaths to date worldwide
- With the push for additional testing throughout the state (Testing Blitz) new graphics have been added, taken from the Arizona Department of Health Services online Dashboard, showing the number of tests conducted, and percentage of positive cases resulting from testing

### Countywide Testing

- Test results are for PCR (Nasal Swab) testing only for Maricopa County
- Test results are delayed by 7-10 days and may be subject to update when additional test results are received

Week of	Population Tested	Positive Tests	Maricopa County Testing - % Positive in Population		Total Tested	Total Positives	Maricopa County - % Positive in Population
5-Apr	6,308	505	8.0%		6,308	505	8.0%
12-Apr	6,191	495	8.0%		12,499	1,000	8.0%
19-Apr	7,758	621	8.0%		20,257	1,621	8.0%
26-Apr	14,195	852	6.0%		34,452	2,472	7.2%
3-May	22,311	1,116	5.0%		56,763	3,588	6.3%
10-May	27,050	1,353	5.0%		83,813	4,940	5.9%
17-May	21,260	1,063	5.0%		105,073	6,003	5.7%
24-May	21,939	1,975	9.0%		127,012	7,978	6.3%
31-May	46,612	5,593	12.0%		173,624	13,571	7.8%
7-Jun	10,398	1,352	13.0%		184,022	14,923	8.1%

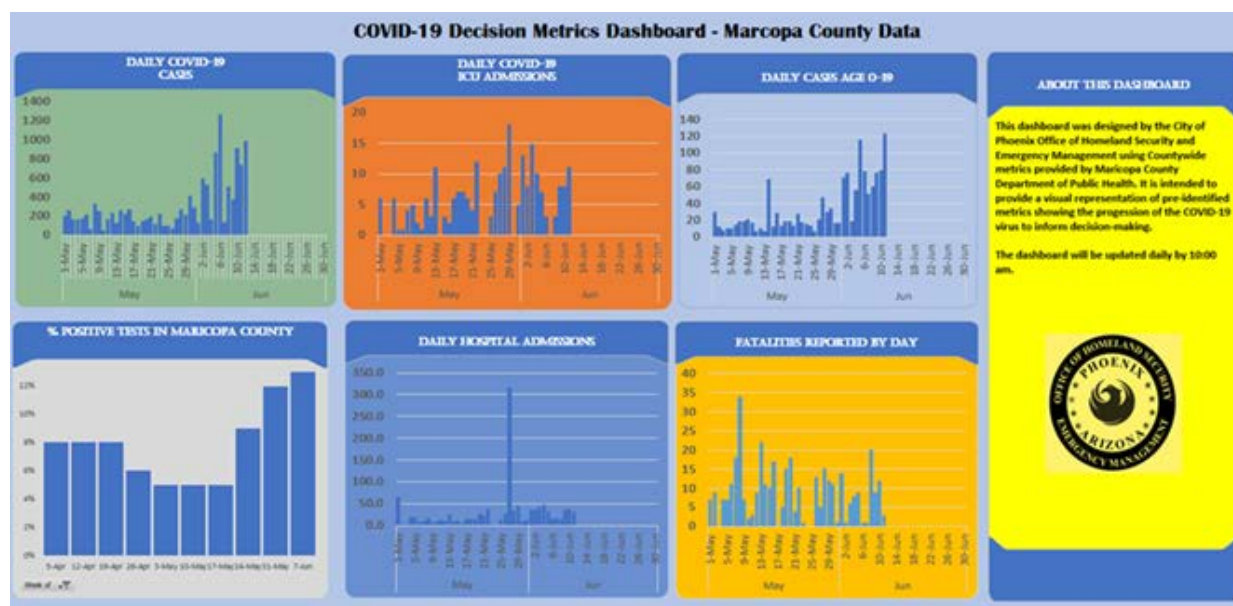


ZIP CODE	Population	Infection Rate (x/1000)
85003	9,369	42
85004	4,965	32
85006	25,742	144
85007	14,040	129
85008	56,145	455
85009	52,520	386
85012	6,390	28
85013	19,314	92
85014	24,782	198
85015	37,644	322
85016	33,896	165
85017	38,872	258
85018	36,065	104
85019	25,042	205
85020	32,850	122
85021	37,743	205
85022	46,395	125
85023	31,274	95
85024	22,898	40

85027	37,140	66
85028	19,157	34
85029	43,233	181
85031	30,493	221
85032	65,485	266
85033	53,037	462
85034	5,582	54
85035	47,486	453
85037	44,771	375
85040	29,352	208
85041	54,947	380
85042	40,962	230
85043	30,560	223
85044	37,993	100
85045	7,238	12
85048	33,449	88
85050	25,736	52
85051	40,375	209
85053	28,480	101
85054	5,384	18
85083	18,104	43
85085	17,517	46
85086	40,495	76
85087	7,708	6
85339	45,746	240
<b>Total</b>	<b>1,366,376</b>	<b>7291</b>
<b>Increase from Prior Day</b>		<b>484</b>

### COVID-19 Decision-Making Dashboard (Maricopa County Data)

This dashboard has been developed based upon metrics identified at the county level to inform decision-making as COVID-19 progresses. The Office of Homeland Security and Emergency Management is working with Information Technology Services for how to best share this data. It must be understood that this is a snapshot in time and may differ from hour to hour as information continues to be updated by the source organization. **This data used for the dashboard today was published June 11, 2020.**



### Regional Hospitals Status:

- Hospitals across the region continue to report no capacity issues.
- Department of Health Services recently corrected their total bed count removing “Surge” to more accurately portray capacity
- As of this morning one small specialty hospital is in Divert (not accepting new patients). Remaining hospitals in Maricopa County remain open

### Hospital Resource Status (Reported):

Resource Type	Total Beds	Number in Use	Percentage in Use
Adult Intensive Care Beds	1,548		
Emergency Department Beds	2,211		
Inpatient Beds	7,164		
Ventilators	1,788		

### Number of COVID-19 Cases Hospitalized:

Resources by Type in Use for COVID-19 Cases	Number in Use	Percentage in Use
Adult Intensive Care Beds		
Emergency Department Beds		
Inpatient Beds		
Ventilators		

**From:** [Lisa Fernandez](#)  
**To:** [Kate Gallego](#); [Clark T Princell](#); [Annie DeGraw](#); [Heather M Ross](#)  
**Cc:** [Daniel R Perez](#)  
**Subject:** Fwd: CITY OF PHOENIX COVID-19 JUNE 12TH MORNING UPDATE  
**Date:** Friday, June 12, 2020 11:16:50 AM  
**Attachments:** [image002.png](#)  
[image003.png](#)  
[image004.png](#)  
[image005.png](#)  
[image006.png](#)  
[image007.png](#)  
[image008.png](#)  
[image010.png](#)  
[image011.png](#)

---

Lisa

Chief of Staff  
Mayor Kate Gallego  


---

**From:** Stephanie Bracken <Stephanie.Bracken@phoenix.gov>  
**Sent:** Friday, June 12, 2020 11:15:40 AM  
**To:** PCC ALL <pcc.all@phoenix.gov>  
**Cc:** Lisa Fernandez <lisa.fernandez@phoenix.gov>  
**Subject:** CITY OF PHOENIX COVID-19 JUNE 12TH MORNING UPDATE

**Note:** The morning report is a brief overview of incidents and new statistics from overnight. A full report with detailed information will be provided in the afternoon.

## **CITY OF PHOENIX COVID-19 JUNE 12<sup>TH</sup> MORNING UPDATE**

### **OEM Incidents Update:**

---

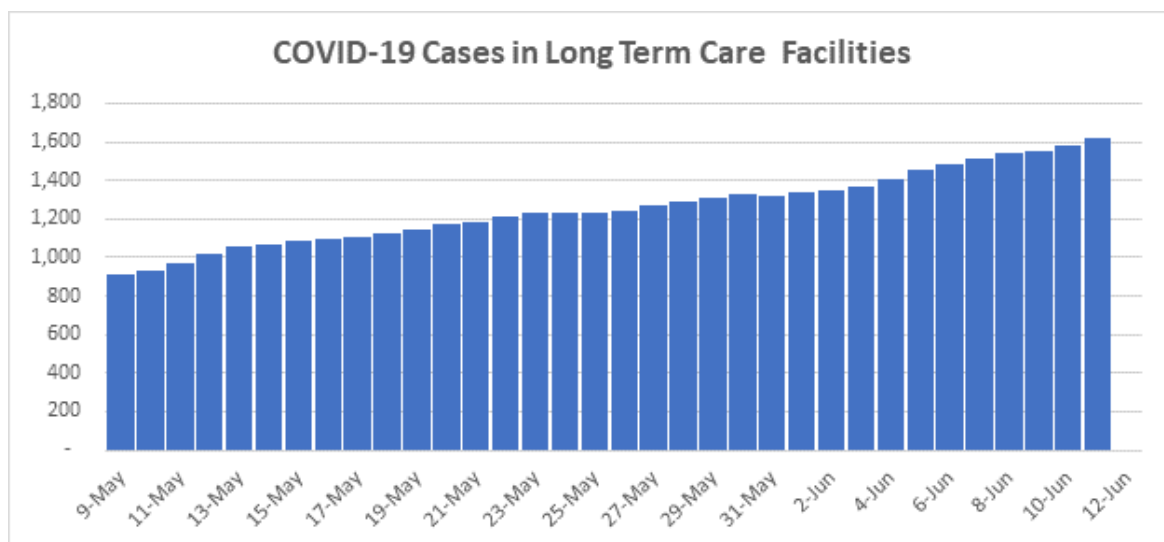
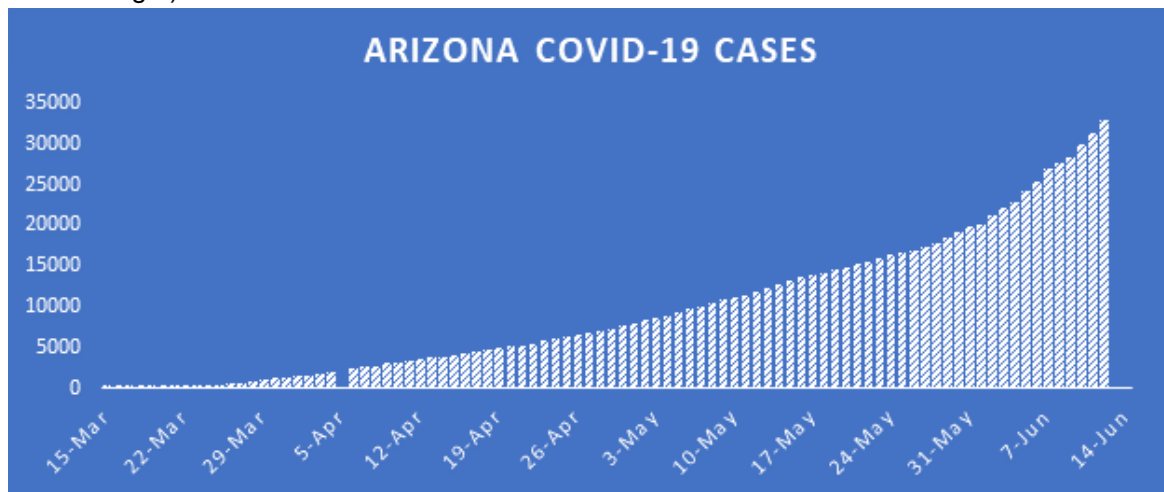
- The EOC remains active as a virtual center operating from the Emergency Management office at Phoenix City Hall
- PPE supplies continue to hold
  - N95 mask quantity is currently at an estimated 6-week supply for Public Safety at the current burn rate
- The Arizona Department of Health Services COVID-19 Dashboard again crashed this morning, making many of the statistics for the morning report unavailable. This report will be updated when /if the metrics become available
- The State of Arizona and Maricopa County saw a new record in a 1-day rise on positive cases

### **Active Cases:**

---

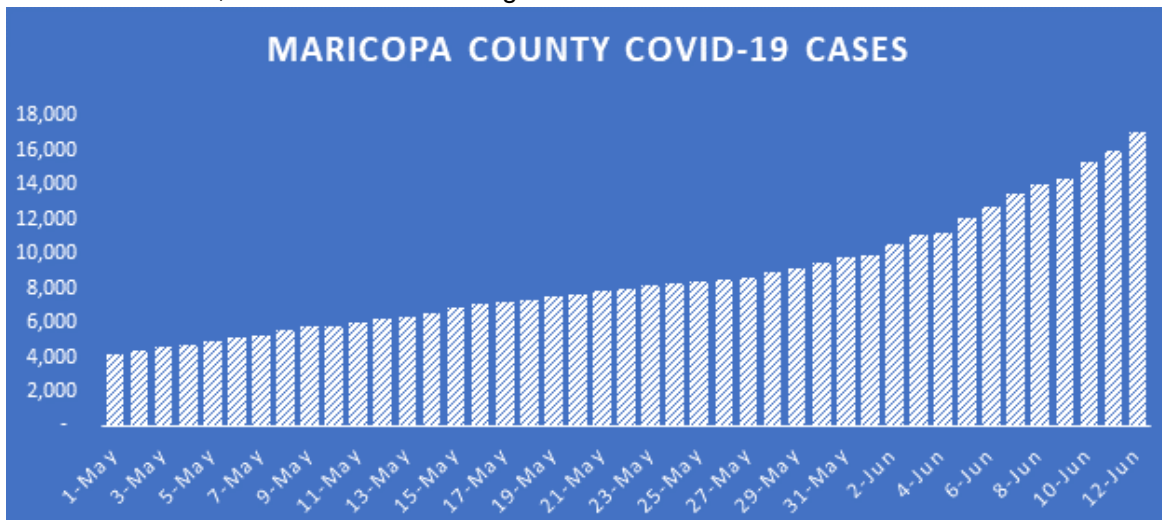
Confirmed COVID-19 Cases by City Employees, World, Country, State & County					
Updated: June 12, 2020					
CITY DEPARTMENT	CITY OF PHOENIX EMPLOYEES	WORLDWIDE	NATIONAL	ARIZONA	MARICOPA COUNTY
Aviation	5				
City Council Department	1				
Convention Center Department	1				
Fire Department	9				
Human Services Department	2				
Law Department	1				
Municipal Court	4				
Planning & Development Department	1				
Parks and Recreation	5				
Police Department	17				
Public Transit Department	1				
Public Works Department	6				
Streets Department	3				
Water Services Department	5				
TOTAL	61	7,556,888	2,027,521	32,918	17,010

- As of today, there are 32,918 confirmed cases in Arizona (increase of **1,654** cases overnight)

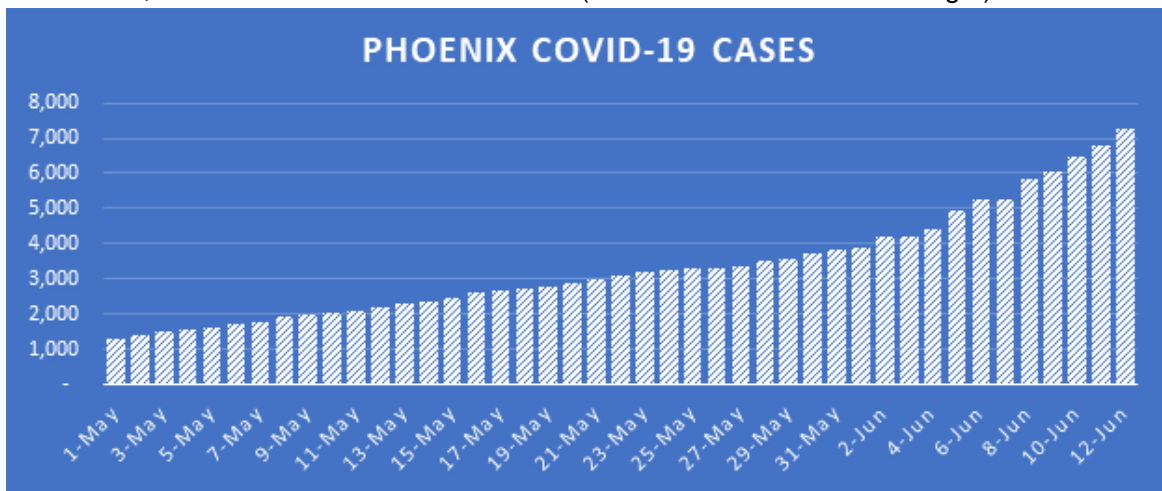


- 17,010 of these cases are in Maricopa County (increase of **992** cases overnight)

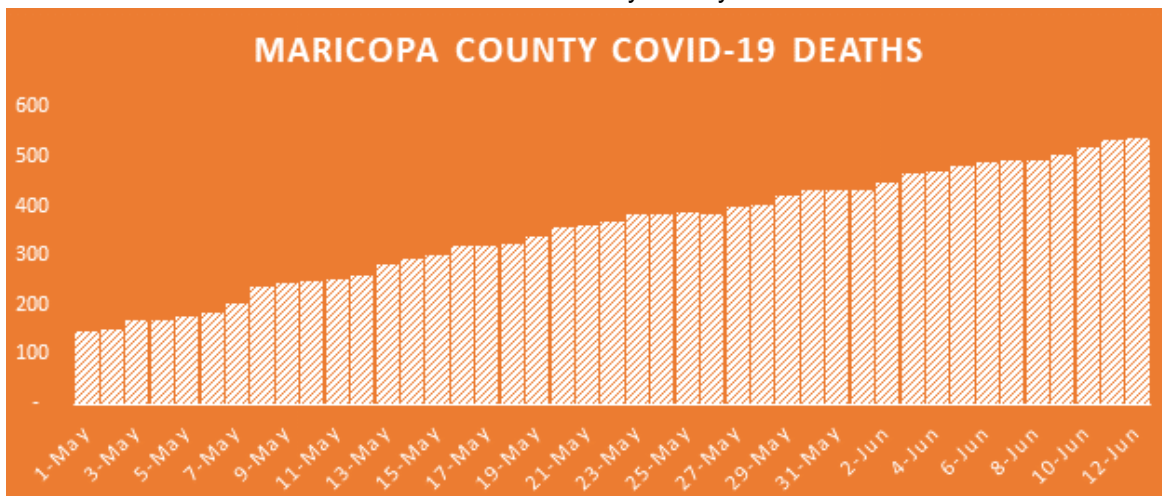
1,617 of these are in long-term care



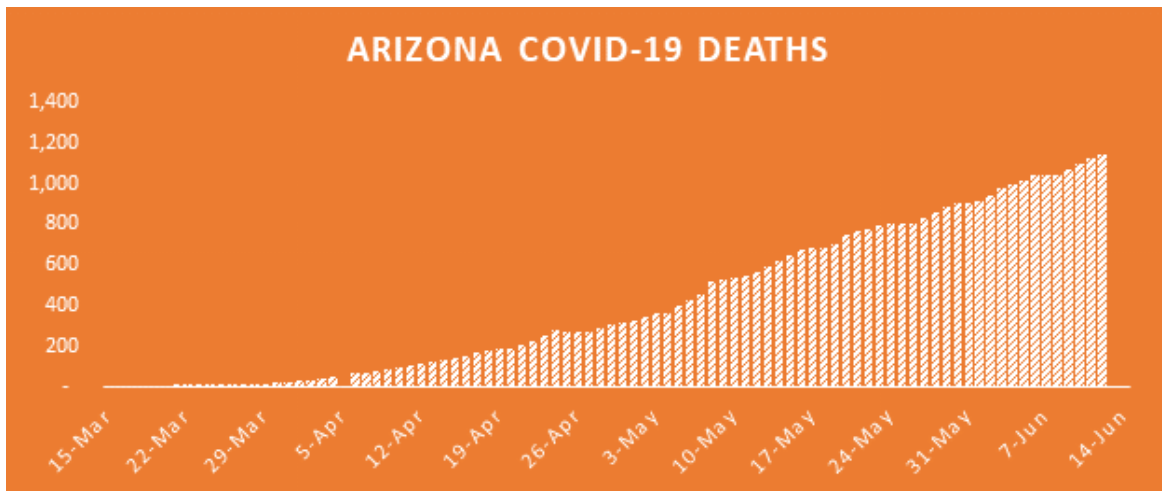
- 7,291 of these cases are in Phoenix (increase of 484 cases overnight)



- Majority of Arizona counties are reporting positive cases of COVID-19
- 1,144 people have passed away from COVID-19 in Arizona (17 new deaths overnight)
  - 536 in Maricopa County (347 in long-term care)
  - Below is a breakdown of death cases by county and state







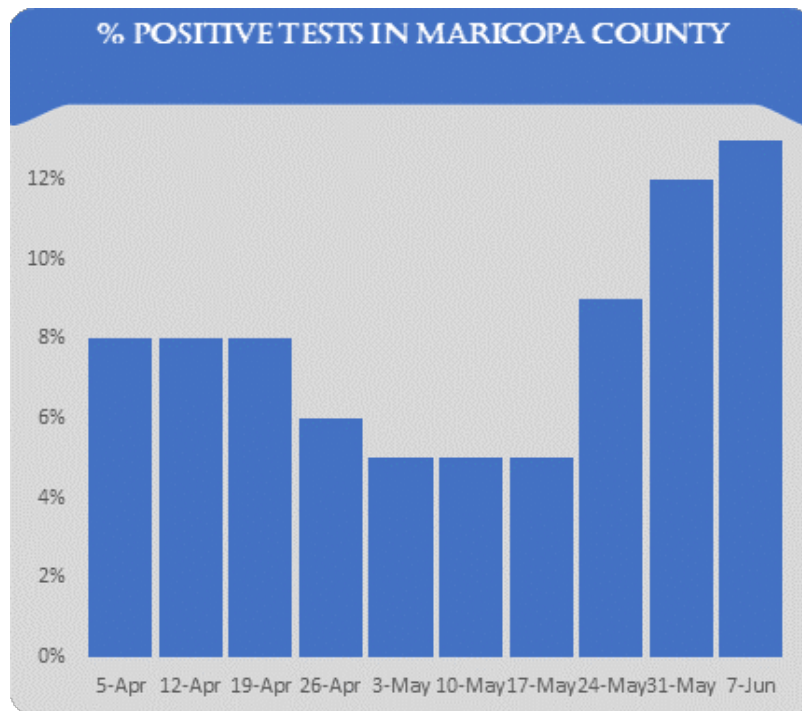
- The city has had 61 total cases of COVID-19
  - One person (a city employee) has passed away who confirmed positive for COVID-19
  - In addition, the city has 60 confirmed positive employees (five new overnight). There are five in Aviation, one in the City Council Department, one in Convention Center, nine in Fire, two in Human Services, one in Law, four in Municipal Court, five in Parks, one in Planning & Development, seventeen in Police, one in Public Transit, six in Public Works, three in Streets, and five in Water Services
  - Current status: 31 of the 61 confirmed positive cases have returned to work
- As of today, there are 2,027,521 positive cases nationwide
  - There have been 113,899 deaths to date nationwide
- As of today, there are 7,556,888 positive cases worldwide
  - There have been 422,452 deaths to date worldwide
- With the push for additional testing throughout the state (Testing Blitz) new graphics have been added, taken from the Arizona Department of Health Services online Dashboard, showing the number of tests conducted, and percentage of positive cases resulting from testing

### Countywide Testing

- Test result are for PCR (Nasal Swab) testing only for Maricopa County
- Test results are delayed by 7-10 days and may be subject to update when additional test results are received

Week of	Population Tested	Positive Tests	Maricopa County Testing - % Positive in Population		Total Tested	Total Positives	Maricopa County - % Positive in Population
5-Apr	6,308	505	8.0%		6,308	505	8.0%
12-Apr	6,191	495	8.0%		12,499	1,000	8.0%
19-Apr	7,758	621	8.0%		20,257	1,621	8.0%
26-Apr	14,195	852	6.0%		34,452	2,472	7.2%
3-May	22,311	1,116	5.0%		56,763	3,588	6.3%

10-May	27,050	1,353	5.0%	83,813	4,940	5.9%
17-May	21,260	1,063	5.0%	105,073	6,003	5.7%
24-May	21,939	1,975	9.0%	127,012	7,978	6.3%
31-May	46,612	5,593	12.0%	173,624	13,571	7.8%
7-Jun	10,398	1,352	13.0%	184,022	14,923	8.1%

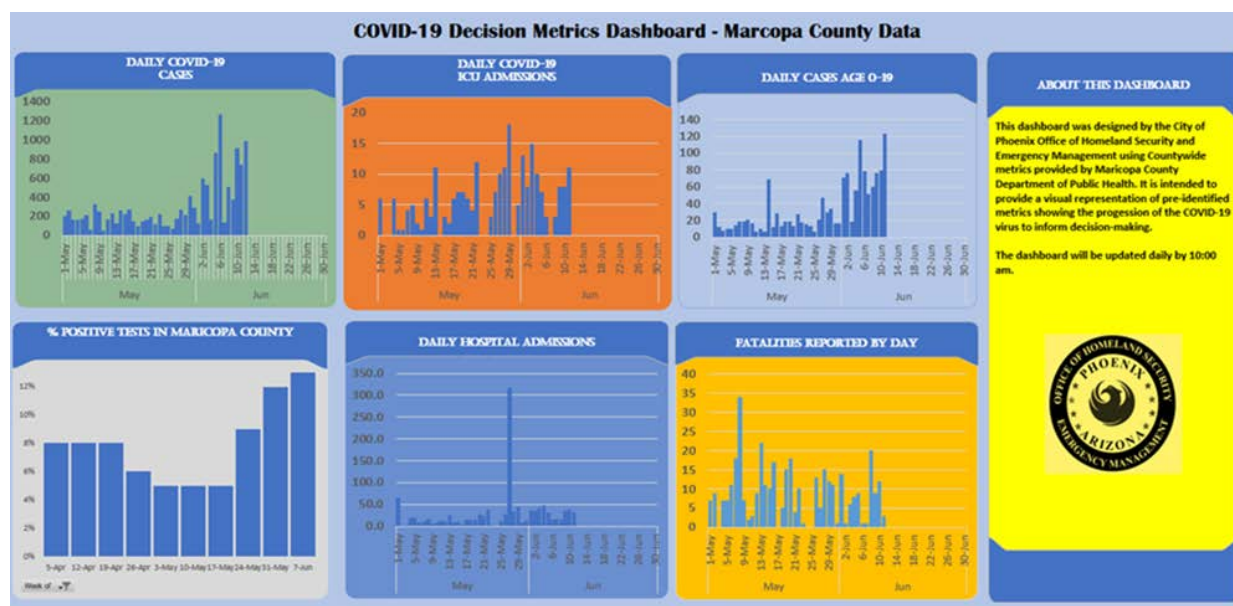


ZIP CODE	Population	Infection Rate (x/1000)
85003	9,369	42
85004	4,965	32
85006	25,742	144
85007	14,040	129
85008	56,145	455
85009	52,520	386
85012	6,390	28
85013	19,314	92
85014	24,782	198
85015	37,644	322
85016	33,896	165
85017	38,872	258
85018	36,065	104
85019	25,042	205
85020	32,850	122
85021	37,743	205
85022	46,395	125
85023	31,274	95
85024	22,898	40

85027	37,140	66
85028	19,157	34
85029	43,233	181
85031	30,493	221
85032	65,485	266
85033	53,037	462
85034	5,582	54
85035	47,486	453
85037	44,771	375
85040	29,352	208
85041	54,947	380
85042	40,962	230
85043	30,560	223
85044	37,993	100
85045	7,238	12
85048	33,449	88
85050	25,736	52
85051	40,375	209
85053	28,480	101
85054	5,384	18
85083	18,104	43
85085	17,517	46
85086	40,495	76
85087	7,708	6
85339	45,746	240
<b>Total</b>	<b>1,366,376</b>	<b>7291</b>
<b>Increase from Prior Day</b>		<b>484</b>

#### COVID-19 Decision-Making Dashboard (Maricopa County Data)

This dashboard has been developed based upon metrics identified at the county level to inform decision-making as COVID-19 progresses. The Office of Homeland Security and Emergency Management is working with Information Technology Services for how to best share this data. It must be understood that this is a snapshot in time and may differ from hour to hour as information continues to be updated by the source organization. **This data used for the dashboard today was published June 11, 2020.**



### PHX311 Updates:

- Current Hours of Operation: M-F 8 a.m. – 5 p.m. Weekend 9 a.m. – 3 p.m.
- Yesterday's Stats:
  - 45 total inquiries
- Trending Topics:
  - 3 COVID-19 Related Inquiries
  - 5 City Service Line Related Inquiries
  - 37 Miscellaneous Inquiries

### Regional Hospitals Status:

- Hospitals across the region continue to report no capacity issues.
- Department of Health Services recently corrected their total bed count removing "Surge" to more accurately portray capacity
- As of this morning one small specialty hospital is in Divert (not accepting new patients). Remaining hospitals in Maricopa County remain open

### Hospital Resource Status (Reported):

Resource Type	Total Beds	Number in Use	Percentage in Use
Adult Intensive Care Beds	1,548		
Emergency Department Beds	2,211		
Inpatient Beds	7,164		
Ventilators	1,788		

### Number of COVID-19 Cases Hospitalized:

Resources by Type in Use for COVID-19 Cases	Number in Use	Percentage in Use
Adult Intensive Care Beds		
Emergency Department Beds		

Inpatient Beds		
Ventilators		

## **Service Delivery Updates:**

---

### **Fire Service Delivery:**

- As of today, service delivery levels remain at 100% with no negative impacts
- Demand for Fire Department service delivery is trending at levels consistent with 2018 and 2019 for the same time periods
- Staffing levels remain high, staff continue to make themselves available to work if needed
- Over the past 24 hours Fire responded to 24 calls for service identified as potential COVID-19 incidents within the City of Phoenix
  - 1.5% increase for the prior 24-hour period, making for a total of 1,595 incidents to date
  - Of the 24 incidents, 11 patients were transported to a hospital
- Confirmed contacts with COVID-19 infected patients by FD members while providing service is now at 137
- The Fire Department has had another employee test positive. We now have a total of 8 employees that have tested positive for COVID-19.
  - 6 sworn and 2 non-sworn (6 of the 8 employees are back to work)
  - A Fire Department Cadet (volunteer) has tested positive
- Fire Department responded to 700 total calls for service over past 24 hours

### **Police Service Delivery:**

- As of June 12, the demand for service has not changed significantly and no issues with staffing have been reported
- Overnight 0 calls for service in reference to public gatherings
  - To date, zero citations have been issued
- 2 calls were made with recommendation for PPE
- There was a total of 91 arrests overnight
- There was a total of 5,923 calls for service received

**From:** [Lisa Fernandez](#)  
**To:** [Kate Gallego](#); [Clark T Princell](#); [Annie DeGraw](#); [Heather M Ross](#)  
**Cc:** [Daniel R Perez](#)  
**Subject:** Fwd: CITY OF PHOENIX COVID-19 JUNE 11TH AFTERNOON UPDATE  
**Date:** Thursday, June 11, 2020 7:46:59 PM  
**Attachments:** [Screen Shot 2020-06-11 at 2.08.01 PM.png](#)  
[Screen Shot 2020-06-11 at 2.28.21 PM.png](#)  
[image004.png](#)  
[image005.png](#)  
[image006.png](#)  
[image008.png](#)  
[CITY OF PHOENIX COVID-19 JUNE 11 AFTERNOON UPDATE.docx](#)  
[image010.png](#)  
[image011.png](#)  
[image012.png](#)  
[image013.png](#)  
[image014.png](#)

---

Lisa

Chief of Staff  
Mayor Kate Gallego  


---

**From:** Stephanie Bracken <Stephanie.Bracken@phoenix.gov>  
**Sent:** Thursday, June 11, 2020 4:49:45 PM  
**To:** PCC ALL <pcc.all@phoenix.gov>  
**Cc:** Lisa Fernandez <lisa.fernandez@phoenix.gov>  
**Subject:** CITY OF PHOENIX COVID-19 JUNE 11TH AFTERNOON UPDATE

**Note:** the below report highlights new information from overnight and today. A full report with detailed information is attached for reference.

## **CITY OF PHOENIX COVID-19 JUNE 11TH AFTERNOON UPDATE**

### **OEM Incidents Update:**

---

- The EOC remains active as a virtual center operating from the Emergency Management office at Phoenix City Hall
- PPE supplies continue to hold
  - N95 mask quantity is currently at an estimated 6-week supply for Public Safety at the current burn rate

### **New Department Updates:**

---

#### **Government Relations:**

- Governor Ducey held a press conference today. While there were no major announcements, he spent some time going over Arizona's response to the COVID-19 outbreak
  - Arizona will continue to take a calm and steady approach. Additionally, he underscored that all decisions are data driven. The Governor provided a timeline of the actions taken by the state in response to COVID-19. This was to paint a picture that Arizona is prepared due to these actions and that we have hospital capacity. Attached is the slide showing the state's capacity based on the actions taken.
  - It was also noted that the Returning Smarter Executive Order required all Arizona businesses to develop, establish and implement policies, including physical distancing and disinfecting protocols based on guidance by the CDC, DOL, OSHA and ADHS.
  - In addition, attached is the state's plan moving forward.
  - Of note, the Governor was asked why he does not allow counties or municipalities to have their own response. He said that in a global pandemic these actions are best done at the state level to have

uniformity across the state and that all the decisions he has taken have been based on facts and data.

#### Parks and Recreation:

- A day camp for city employees' children is offered Monday to Friday from 7 a.m. to 7 p.m., with extended hours until 9 p.m. available, should a participant need it and coordinate that with facility staff. This camp is available at three facilities
  - 33 children attended youth camp today (this is record attendance for the camps)
  - As of today, there are 86 employees registered and around 120 employees are interested in the youth camps
  - All three of the centers were utilized today

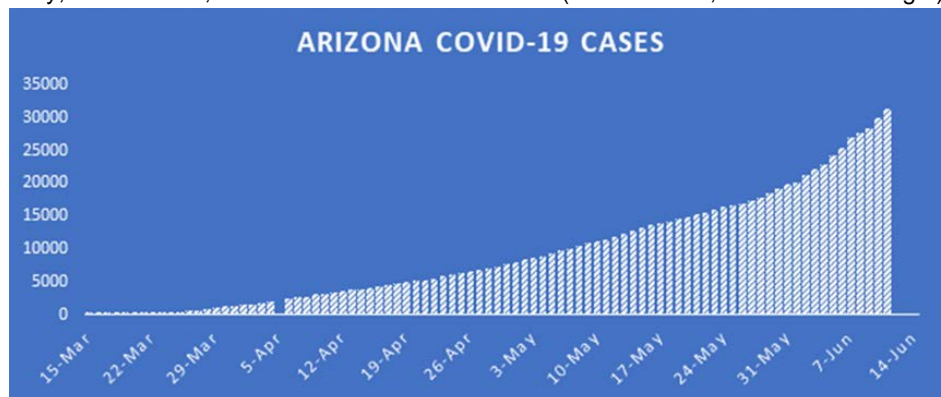
#### PHX311 Updates:

- Current Hours of Operation: M-F 8 a.m. – 5 p.m. Weekend 9 a.m. – 3 p.m.
- Today's Stats as of 4:30 p.m.:
  - 45 total inquiries
- Trending Topics:
  - City Services Bill Payment questions
  - COVID-19 Related: Reopening and Rent/Utility Assistance program information
  - General code compliance information and permit requests

#### Active Cases:

Confirmed COVID-19 Cases by City Employees, World, Country, State & County					
Updated: June 11, 2020					
CITY DEPARTMENT	CITY OF PHOENIX EMPLOYEES	WORLDWIDE	NATIONAL	ARIZONA	MARICOPA COUNTY
Aviation	5				
Convention Center Department	1				
Fire Department	9				
Human Services Department	2				
Law Department	1				
Municipal Court	4				
Planning & Development Department	1				
Parks and Recreation	4				
Police Department	15				
Public Transit Department	1				
Public Works Department	6				
Streets Department	2				
Water Services Department	5				
TOTAL	56	7,414,050	2,003,930	31,264	16,018

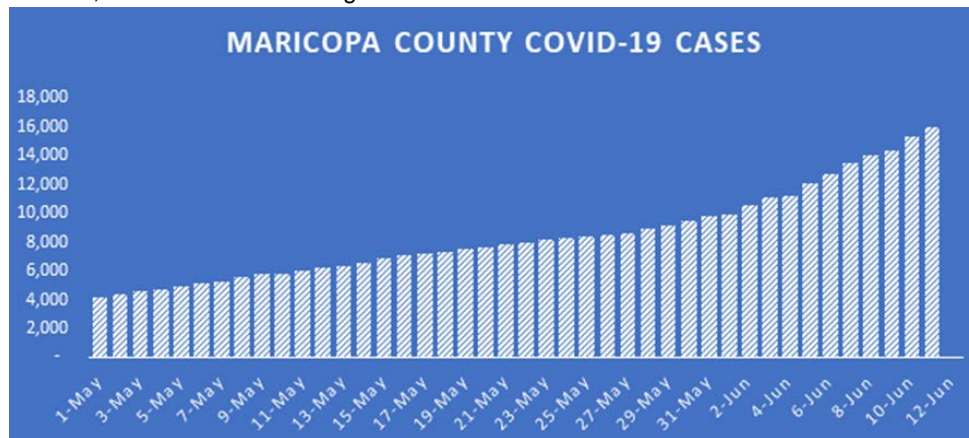
- As of today, there are 31,264 confirmed cases in Arizona (increase of 1,127 cases overnight)



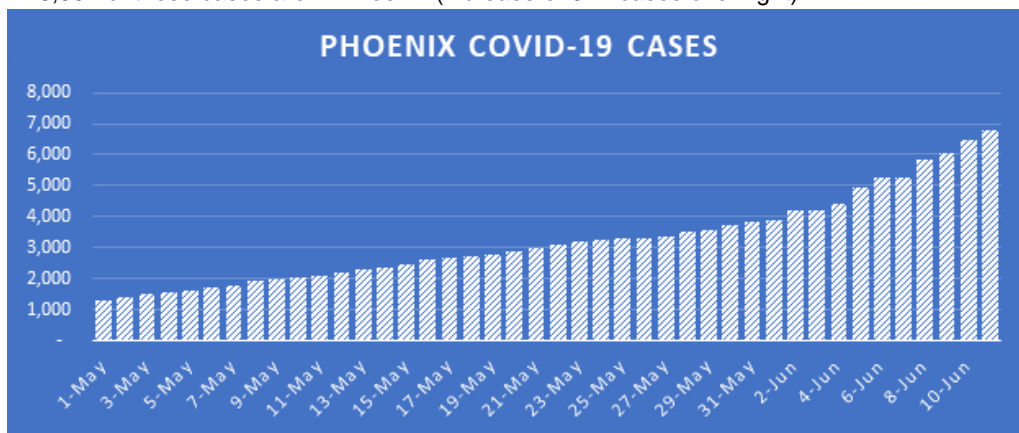
- 16,018 of these cases are in Maricopa County (increase of 736 cases overnight)



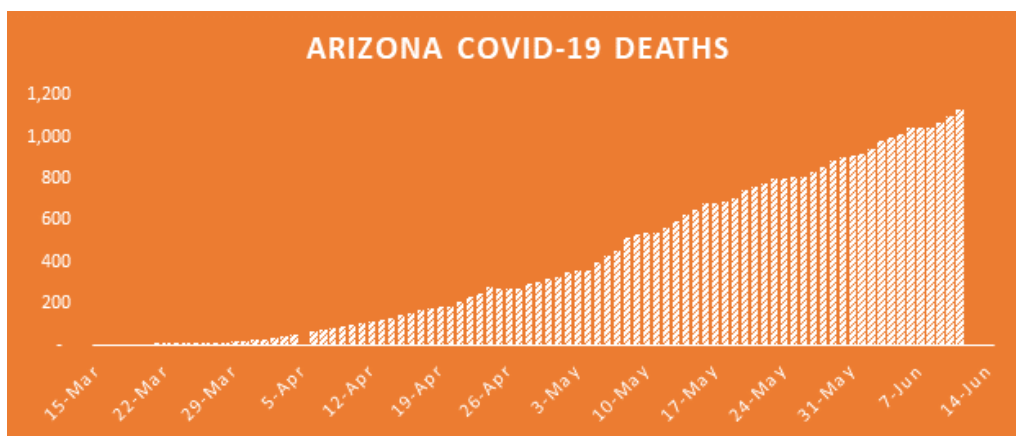
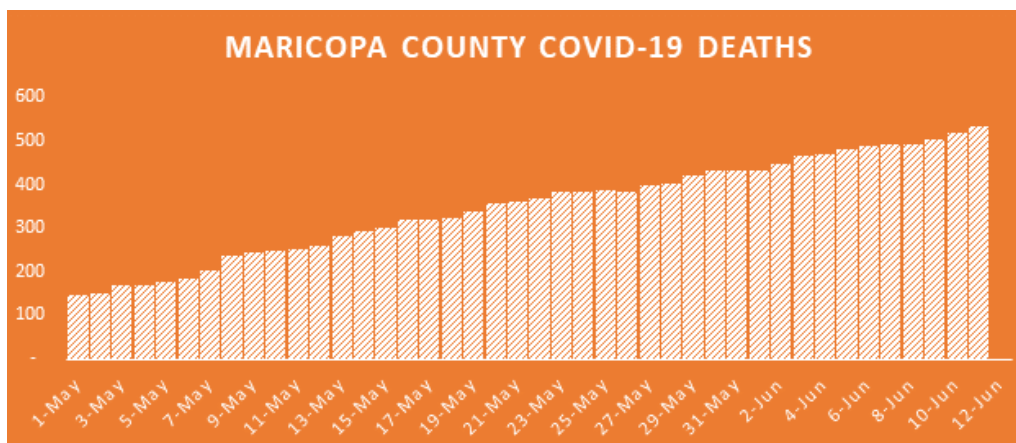
1,555 of these are in long-term care



- 6,807 of these cases are in Phoenix (increase of 327 cases overnight)



- Majority of Arizona counties are reporting positive cases of COVID-19
- 1,127 people have passed away from COVID-19 in Arizona (32 new deaths overnight)
  - 532 in Maricopa County (347 in long-term care)
  - 52 in Apache County
  - 4 in Cochise County
  - 86 in Coconino County
  - 3 in Gila County
  - <3 in Graham County
  - <3 in Greenlee County
  - <3 in La Paz County
  - 62 in Mohave County
  - 79 in Navajo County
  - 218 in Pima County
  - 42 in Pinal County
  - 6 in Santa Cruz County
  - 7 in Yavapai County
  - 31 in Yuma County
- Below is a breakdown of death cases by county and state

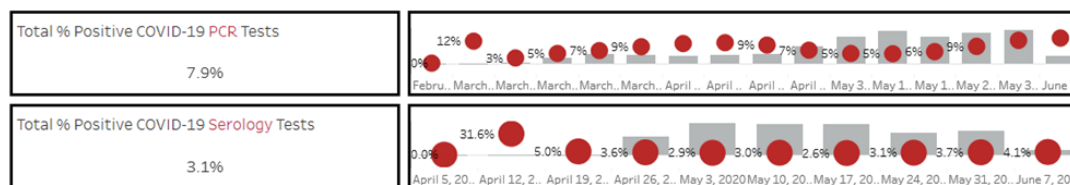


- The city has had 56 total cases of COVID-19
  - One person (a city employee) has passed away who confirmed positive for COVID-19
  - In addition, the city has 55 confirmed positive employees (four new overnight). There are five in Aviation, one in Convention Center, nine in Fire, two in Human Services, one in Law, four in Municipal Court, four in Parks, one in Planning & Development, fifteen in Police, one in Public Transit, six in Public Works, two in Streets, and five in Water Services
  - Current status: 31 of the 56 confirmed positive cases have returned to work
- As of today, there are 2,003,930 positive cases nationwide
  - There have been 113,038 deaths to date nationwide
- As of today, there are 7,414,050 positive cases worldwide
  - There have been 417,514 deaths to date worldwide
- With the push for additional testing throughout the state (Testing Blitz) new graphics have been added, taken from the Arizona Department of Health Services online Dashboard, showing the number of tests conducted, and percentage of positive cases resulting from testing

<b>Total Statewide Tests Completed</b>	<b>429,327</b>	<b>Total Percent Positive</b>	<b>6.5</b>
----------------------------------------	----------------	-------------------------------	------------

COVID-19 tests completed and percent positive by week

Percent positive is defined as number of people with a positive test result, out of all people with COVID-19 testing completed in AZ.



Date Updated:

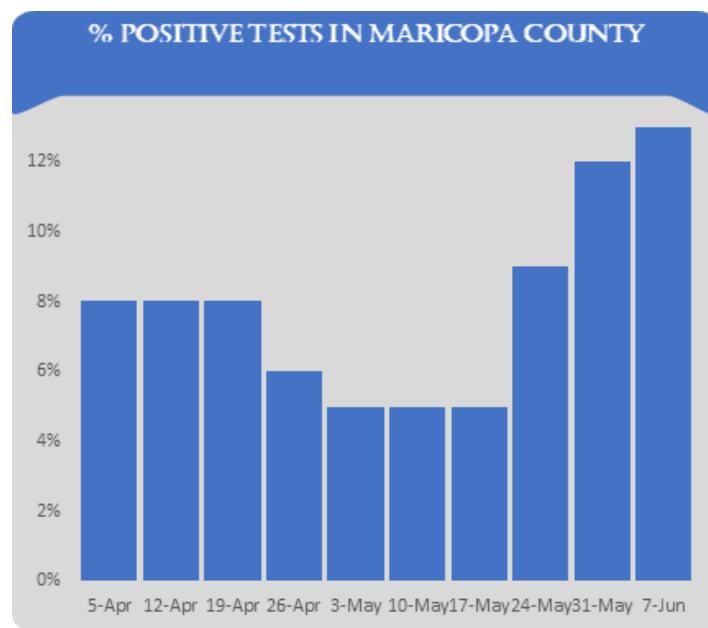
6/11/2020

\*NOTE: Results from the last 4-7 days may not be reported yet.

#### Countywide Testing

- Test results are for PCR (Nasal Swab) testing only for Maricopa County
- Test results are delayed by 7-10 days and are subject to change when additional test results are received

Week of	Population Tested	Positive Tests	Maricopa County Testing - % Positive to Weekly Tests		Total Tested	Total Positives	Maricopa County - % Positive in Total Tests
5-Apr	6,308	505	8.0%		6,308	505	8.0%
12-Apr	6,191	495	8.0%		12,499	1,000	8.0%
19-Apr	7,758	621	8.0%		20,257	1,621	8.0%
26-Apr	14,195	852	6.0%		34,452	2,472	7.2%
3-May	22,311	1,116	5.0%		56,763	3,588	6.3%
10-May	27,050	1,353	5.0%		83,813	4,940	5.9%
17-May	21,260	1,063	5.0%		105,073	6,003	5.7%
24-May	21,939	1,975	9.0%		127,012	7,978	6.3%

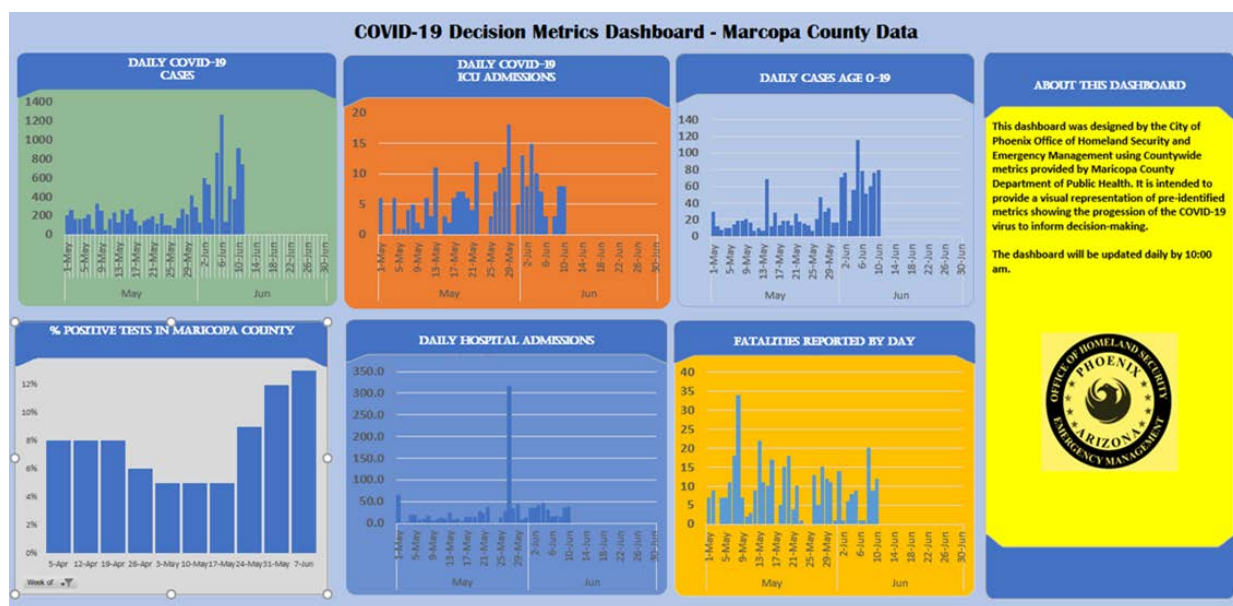


ZIP CODE	Population	11-Jun	Infection Rate (x/1000)
85003	9,369	41	4.4
85004	4,965	30	6.0
85006	25,742	135	5.2
85007	14,040	116	8.3
85008	56,145	421	7.5
85009	52,520	363	6.9
85012	6,390	29	4.5
85013	19,314	89	4.6

85014	24,782	190	7.7
85015	37,644	303	8.0
85016	33,896	154	4.5
85017	38,872	247	6.4
85018	36,065	91	2.5
85019	25,042	192	7.7
85020	32,850	107	3.3
85021	37,743	188	5.0
85022	46,395	118	2.5
85023	31,274	89	2.8
85024	22,898	37	1.6
85027	37,140	62	1.7
85028	19,157	33	1.7
85029	43,233	167	3.9
85031	30,493	206	6.8
85032	65,485	240	3.7
85033	53,037	441	8.3
85034	5,582	56	10.0
85035	47,486	427	9.0
85037	44,771	354	7.9
85040	29,352	179	6.1
85041	54,947	350	6.4
85042	40,962	215	5.2
85043	30,560	209	6.8
85044	37,993	99	2.6
85045	7,238	12	1.7
85048	33,449	82	2.5
85050	25,736	48	1.9
85051	40,375	188	4.7
85053	28,480	97	3.4
85054	5,384	19	3.5
85083	18,104	38	2.1
85085	17,517	40	2.3
85086	40,495	71	1.8
85087	7,708	6	0.8
85339	45,746	228	5.0
<b>Total</b>	<b>1,366,376</b>	6807	
<b>Increase from Prior Day</b>		<b>327</b>	

#### COVID-19 Decision-Making Dashboard (Maricopa County Data)

This dashboard has been developed based upon metrics identified at the county level to inform decision-making as COVID-19 progresses. The Office of Homeland Security and Emergency Management is working with Information Technology Services for how to best share this data. It must be understood that this is a snapshot in time and may differ from hour to hour as information continues to be updated by the source organization. **This data used for the dashboard today was published June 10, 2020.**



### Regional Hospitals Status:

- Hospitals across the region continue to report no capacity issues.
- Department of Health Services recently corrected their total bed count removing “Surge” to more accurately portray capacity.

### Hospital Resource Status (Reported):

Resource Type	Total Beds	Number in Use	Percentage in Use
Adult Intensive Care Beds	1,548	1,285	78%
Emergency Department Beds	2,211	817	36%
Inpatient Beds	7,164	6,493	84%
Ventilators	1,788	671	38%

### Number of COVID-19 Cases Hospitalized:

Resources by Type in Use for COVID-19 Cases	Number in Use	Percentage in Use
Adult Intensive Care Beds	429	28%
COVID-19 Patients Seen in Emergency Department	848	38%
Inpatient Beds	1,291	18%
Ventilators	278	15.5%

**From:** [Lisa Fernandez](#)  
**To:** [Kate Gallego](#); [Clark T Princell](#); [Annie DeGraw](#); [Heather M Ross](#)  
**Cc:** [Daniel R Perez](#)  
**Subject:** Fwd: CITY OF PHOENIX COVID-19 JUNE 11TH MORNING UPDATE  
**Date:** Thursday, June 11, 2020 11:01:27 AM  
**Attachments:** [image004.png](#)  
[image005.png](#)  
[image006.png](#)  
[image008.png](#)  
[image009.png](#)  
[image010.png](#)  
[image011.png](#)

---

Lisa

Chief of Staff  
Mayor Kate Gallego  


---

**From:** Stephanie Bracken <Stephanie.Bracken@phoenix.gov>  
**Sent:** Thursday, June 11, 2020 10:46:02 AM  
**To:** PCC ALL <pcc.all@phoenix.gov>  
**Cc:** Lisa Fernandez <lisa.fernandez@phoenix.gov>  
**Subject:** CITY OF PHOENIX COVID-19 JUNE 11TH MORNING UPDATE

**Note:** The morning report is a brief overview of incidents and new statistics from overnight. A full report with detailed information will be provided in the afternoon.

## **CITY OF PHOENIX COVID-19 JUNE 11<sup>TH</sup> MORNING UPDATE**

### **OEM Incidents Update:**

---

- The EOC remains active as a virtual center operating from the Emergency Management office at Phoenix City Hall
- PPE supplies continue to hold
  - N95 mask quantity is currently at an estimated 6-week supply for Public Safety at the current burn rate
- **This report is limited due to the Arizona Department of Health Services Dashboard crash this morning. The missing metrics will be updated for the afternoon report, if available**

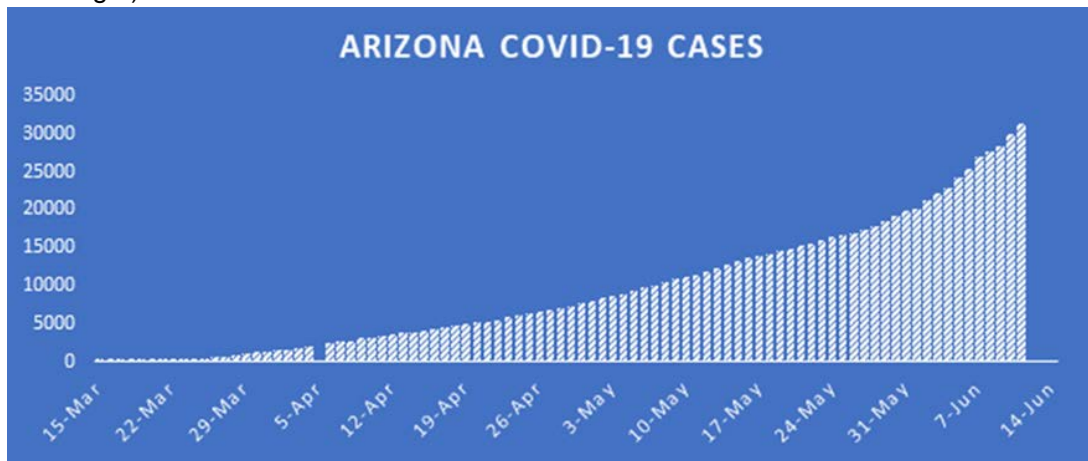
### **Active Cases:**

---

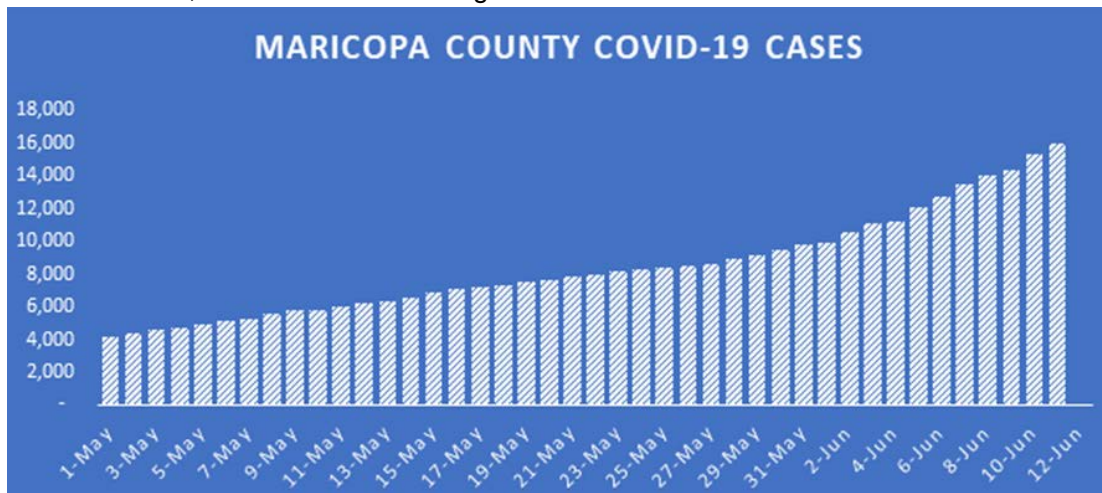


Confirmed COVID-19 Cases by City Employees, World, Country, State & County					
Updated: June 11, 2020					
CITY DEPARTMENT	CITY OF PHOENIX EMPLOYEES	WORLDWIDE	NATIONAL	ARIZONA	MARICOPA COUNTY
Aviation	5				
Convention Center Department	1				
Fire Department	9				
Human Services Department	2				
Law Department	1				
Municipal Court	4				
Planning & Development Department	1				
Parks and Recreation	4				
Police Department	15				
Public Transit Department	1				
Public Works Department	6				
Streets Department	2				
Water Services Department	5				
TOTAL	56	7,414,050	2,003,930	31,264	16,018

- As of today, there are 31,264 confirmed cases in Arizona (increase of 1,127 cases overnight)

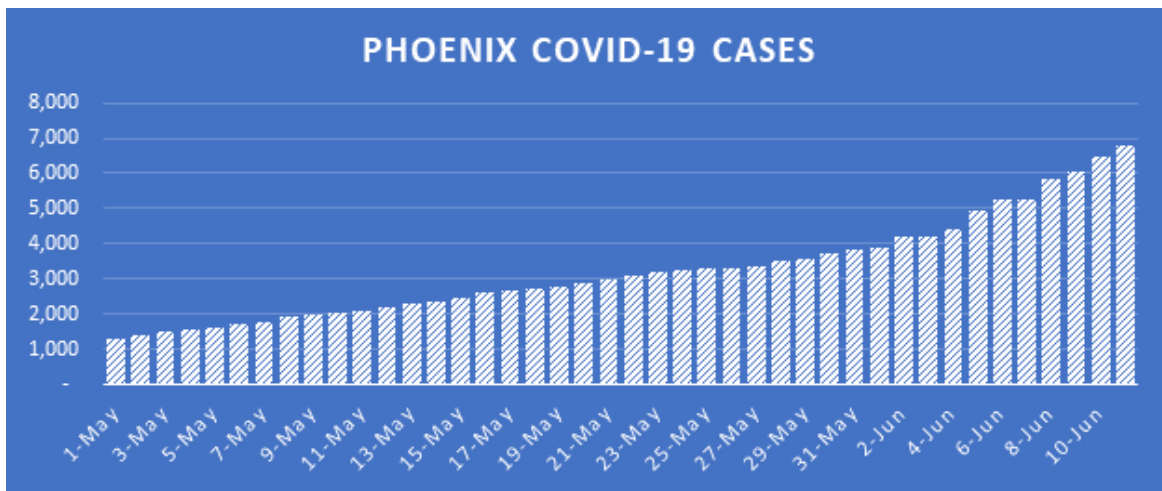


- 16,018 of these cases are in Maricopa County (increase of 736 cases overnight)
  - 1,555 of these are in long-term care

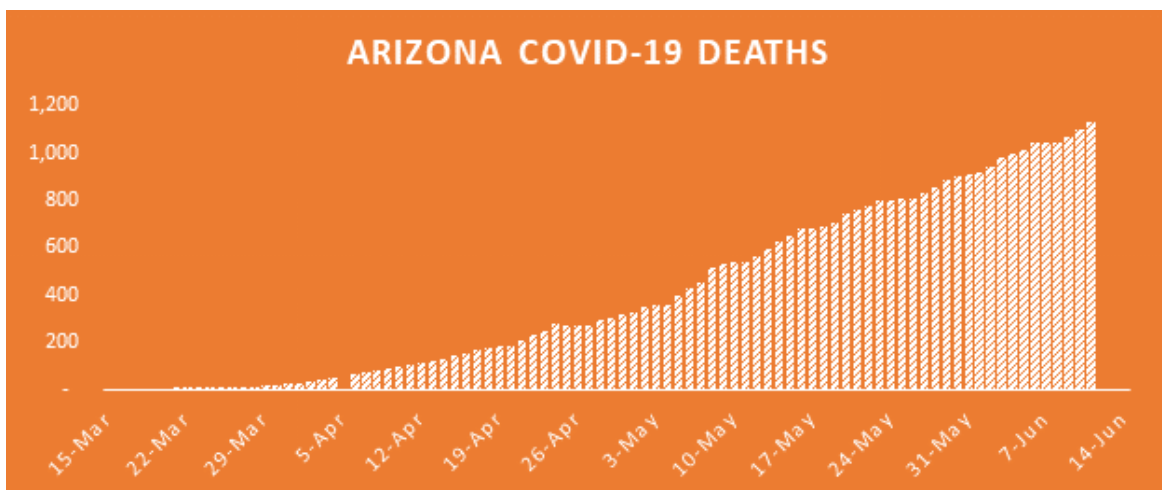
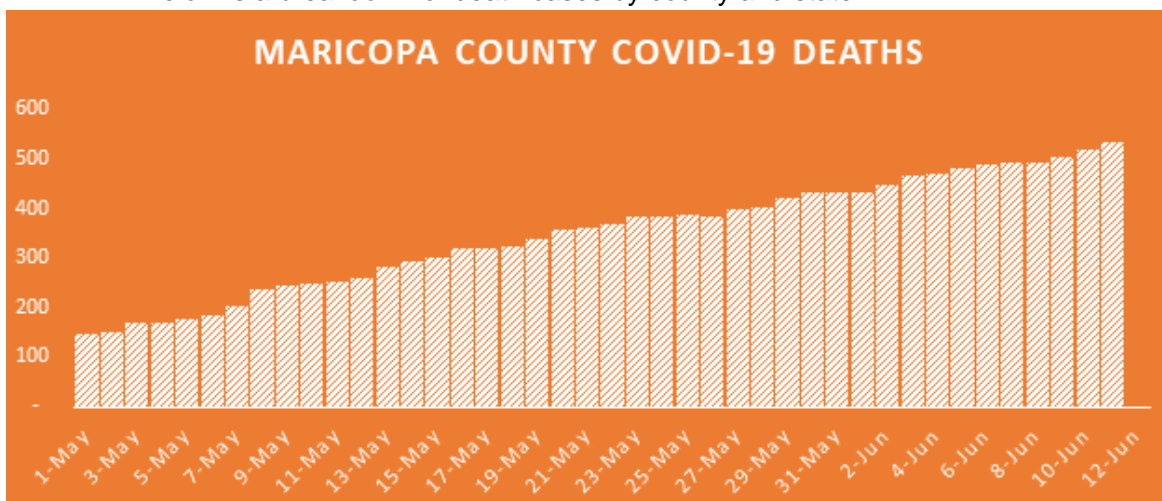


- 6,807 of these cases are in Phoenix (increase of 327 cases overnight)





- Majority of Arizona counties are reporting positive cases of COVID-19
- 1,127 people have passed away from COVID-19 in Arizona (32 new deaths overnight)
  - 532 in Maricopa County (347 in long-term care)
- Below is a breakdown of death cases by county and state



The city has had 56 total cases of COVID-19

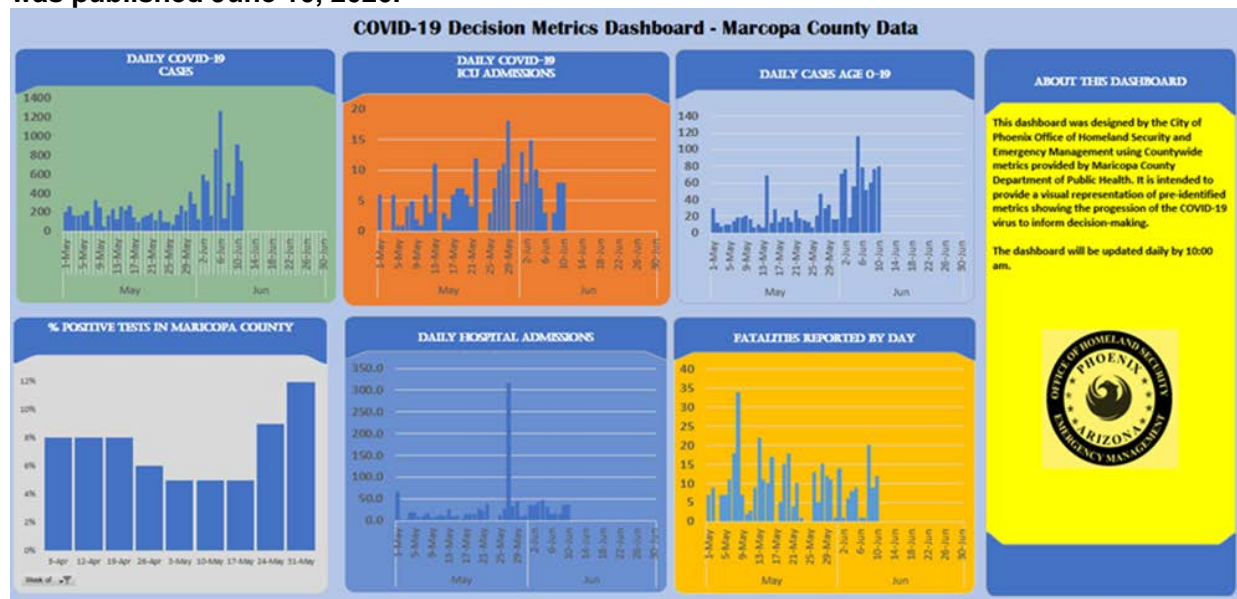
- One person (a city employee) has passed away who confirmed positive for COVID-19
- In addition, the city has 55 confirmed positive employees (four new overnight). There are five in Aviation, one in Convention Center, nine in Fire, two in Human Services, one in Law, four in Municipal Court, four in Parks, one in Planning & Development, fifteen in Police, one in Public Transit, six in Public Works, two in Streets, and five in Water Services
- Current status: 31 of the 56 confirmed positive cases have returned to work
- As of today, there are 2,003,930 positive cases nationwide
  - There have been 113,038 deaths to date nationwide
- As of today, there are 7,414,050 positive cases worldwide
  - There have been 417,514 deaths to date worldwide

ZIP CODE	Population	11-Jun	Infection Rate (x/1000)
85003	9,369	41	4.4
85004	4,965	30	6.0
85006	25,742	135	5.2
85007	14,040	116	8.3
85008	56,145	421	7.5
85009	52,520	363	6.9
85012	6,390	29	4.5
85013	19,314	89	4.6
85014	24,782	190	7.7
85015	37,644	303	8.0
85016	33,896	154	4.5
85017	38,872	247	6.4
85018	36,065	91	2.5
85019	25,042	192	7.7
85020	32,850	107	3.3
85021	37,743	188	5.0
85022	46,395	118	2.5
85023	31,274	89	2.8
85024	22,898	37	1.6
85027	37,140	62	1.7
85028	19,157	33	1.7
85029	43,233	167	3.9
85031	30,493	206	6.8
85032	65,485	240	3.7
85033	53,037	441	8.3
85034	5,582	56	10.0
85035	47,486	427	9.0
85037	44,771	354	7.9
85040	29,352	179	6.1
85041	54,947	350	6.4
85042	40,962	215	5.2
85043	30,560	209	6.8
85044	37,993	99	2.6
85045	7,238	12	1.7
85048	33,449	82	2.5

85050	25,736	48	1.9
85051	40,375	188	4.7
85053	28,480	97	3.4
85054	5,384	19	3.5
85083	18,104	38	2.1
85085	17,517	40	2.3
85086	40,495	71	1.8
85087	7,708	6	0.8
85339	45,746	228	5.0
<b>Total</b>	<b>1,366,376</b>	<b>6807</b>	
<b>Increase from Prior Day</b>		<b>327</b>	

### COVID-19 Decision-Making Dashboard (Maricopa County Data)

This dashboard has been developed based upon metrics identified at the county level to inform decision-making as COVID-19 progresses. The Office of Homeland Security and Emergency Management is working with Information Technology Services for how to best share this data. It must be understood that this is a snapshot in time and may differ from hour to hour as information continues to be updated by the source organization. **This data used for the dashboard today was published June 10, 2020.**



### PHX311 Updates:

- Current Hours of Operation: M-F 8 a.m. – 5 p.m. Weekend 9 a.m. – 3 p.m.
- Yesterday's Stats:
  - 42 total inquiries
- Trending Topics:
  - 6 COVID-19 Related Inquiries
  - 9 City Service Line Related Inquiries
  - 27 Miscellaneous Inquiries

**Regional Hospitals Status:**

---

- Hospitals across the region continue to report no capacity issues.
- Department of Health Services recently corrected their total bed count removing “Surge” to more accurately portray capacity.

**Hospital Resource Status (Reported):**

Resource Type	Total Beds	Number in Use	Percentage in Use
Adult Intensive Care Beds	1,548		
Emergency Department Beds	2,211		
Inpatient Beds	7,164		
Ventilators	1,788		

**Number of COVID-19 Cases Hospitalized:**

Resources by Type in Use for COVID-19 Cases	Number in Use	Percentage in Use
Adult Intensive Care Beds		
Emergency Department Beds		
Inpatient Beds		
Ventilators		

**Service Delivery Updates:**

---

**Fire Service Delivery:**

- As of today, service delivery levels remain at 100% with no negative impacts
- Demand for Fire Department service delivery is trending at levels consistent with 2018 and 2019 for the same time periods
- Staffing levels remain high, staff continue to make themselves available to work if needed
- Over the past 24 hours Fire responded to 21 calls for service identified as potential COVID-19 incidents within the City of Phoenix
  - 1.4% increase for the prior 24-hour period, making for a total of 1,571 incidents to date
  - Of the 21 incidents, 15 patients were transported to a hospital
- Confirmed contacts with COVID-19 infected patients by FD members while providing service is now at 136
- The Fire Department has had another employee test positive. We now have a total of 8 employees that have tested positive for COVID-19.
  - 6 sworn and 2 non-sworn (6 of the 8 employees are back to work)
  - A Fire Department Cadet (volunteer) has tested positive
- Fire Department responded to 665 total calls for service over past 24 hours

**Police Service Delivery:**

- As of June 11, the demand for service has not changed significantly and no issues with staffing have been reported
- Overnight 1 call for service in reference to public gatherings
  - To date, zero citations have been issued
- 7 calls were made with recommendation for PPE
- There was a total of 89 arrests overnight
- There was a total of 5,986 calls for service received



**From:** [Lisa Fernandez](#)  
**To:** [Kate Gallego](#); [Heather M Ross](#); [Clark T Princell](#); [Annie DeGraw](#)  
**Subject:** Fwd: COVID-19 Update: June 10  
**Date:** Wednesday, June 10, 2020 5:26:57 PM

---

Lisa

Chief of Staff  
Mayor Kate Gallego  
928-580-9923

---

**From:** Maricopa County JIC <MaricopaCountyJIC@service.govdelivery.com>  
**Sent:** Wednesday, June 10, 2020 5:15:00 PM  
**To:** Lisa Fernandez <lisa.fernandez@phoenix.gov>  
**Subject:** COVID-19 Update: June 10



## LATEST INFORMATION



### 15,200 Total COVID-19 Cases Confirmed in Maricopa County

12% Hospitalized  
3% ICU Admissions  
[View County Data](#)  
[\[lnks.gd\]](#)



### Maricopa County Unified Command Provides Update

Details on rising case  
counts & expanding  
services.  
[Watch Press Conference](#)  
[\[lnks.gd\]](#)



### Impacted County Services

Get updated information  
on services impacted.  
[View Updates \[lnks.gd\]](#)



## TODAY'S KEY QUESTION

27% of All County COVID-19 Cases Have Occurred in Past Week. Here's What You Can Do.



[\[links.gd\]](#)

*Dr. Rebecca Sunenshine provides an update on community spread of COVID-19 in Maricopa County.*

## Protection Is Not Just One Thing

To prevent the spread of an infectious disease such as COVID-19, it's important to remember that no single preventive measure is good enough on its own, and Public Health needs your help. We all have a role to play in protecting individuals and slowing the spread of the virus in our community.







[Download the Graphic in English > \[Inks.gd\]](#)

[Download the Graphic in Español> \[Inks.gd\]](#)



[\[Inks.gd\]](#)

[Public Health Executive Director Marcy Flanagan Discusses Public Health, Personal Responsibility, and the Role of Protective Masks > \[Inks.gd\]](#)

---

# How To Put On A Mask



[\[lnks.gd\]](#)

At today's press conference, Dr. Rebecca Sunenshine demonstrated the proper way to put on and take off a mask. Dr. Sunenshine says mounting evidence suggests masks protect both people wearing them and those they are around from getting and spreading COVID-19.



*Download Graphic*



*Download Graphic*

# Rental Assistance Program

[\[lnks.gd\]](#)

There has been an overwhelming interest in rental assistance and eviction protection since the start of the pandemic. Maricopa County will use \$30 million in federal CARES Act funds to enhance a Human Services Department program aimed at helping more people stay in their homes. Human Services Director Bruce Liggett discussed how the program will work at today's press conference.

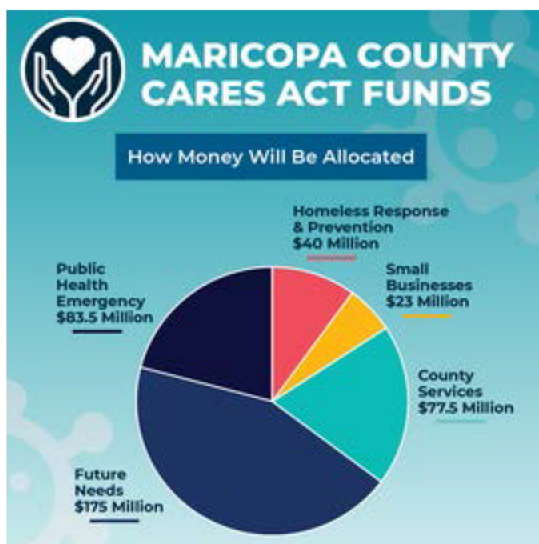


# CARES Act Funding



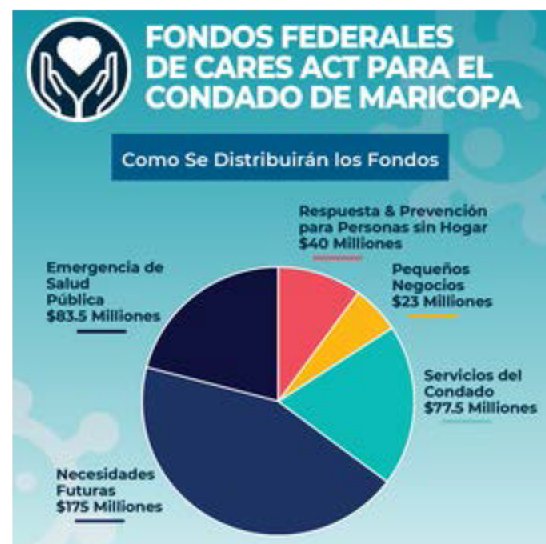
The rental assistance program is one way Maricopa County is using federal CARES Act dollars. The County received \$399 million from the U.S. Treasury to assist with COVID-19 response and recovery. On Monday, the Board of Supervisors approved a spending plan for those funds.

[Get the details > \[lnks.gd\]](#)



[\[lnks.gd\]](#)

[Download Graphic](#)



[\[lnks.gd\]](#)

[Download Graphic](#)

## RECENT NEWS RELEASES

[Board Allocates \\$399 Million for COVID-19 Response and Recovery \[lnks.gd\]](#)

[Correctional Health Services and MCSO Respond to a Rise in COVID-19 Cases in County Jails \[lnks.gd\]](#)

[Maricopa County Launches Online Early Ballot Portal, Expands Voting Options \[lnks.gd\]](#)

## COUNTY AGENCIES AT WORK



## Board of Supervisors

[\[lnks.gd\]](#)

At today's formal meeting, the Board of Supervisors approved a number of items related to the pandemic including [contracts for COVID-19 testing and training services \[lnks.gd\]](#) and an amended agreement with the Human Services Campus in downtown Phoenix to ensure [weather relief services \[lnks.gd\]](#) for those experiencing homelessness.



[View the full agenda > \[lnks.gd\]](#)

[Watch the board meeting > \[lnks.gd\]](#)

---

## 2020 CENSUS



Make your voice count and help your community return stronger. Participate in the 2020 Census so Arizona receives its fair share of federal funding for infrastructure, emergency response, and community services.

[Video: What does the 2020 Census mean for Arizona? > \[lnks.gd\]](#)

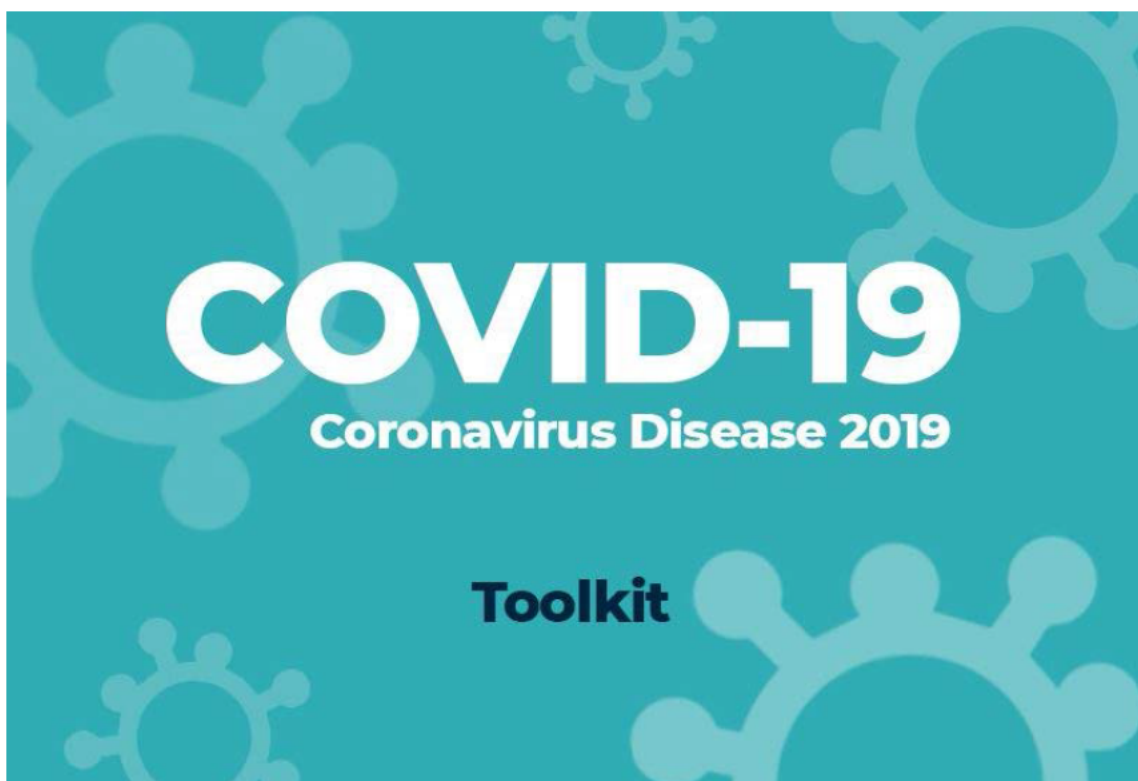
[\[lnks.gd\]](#)

RESPOND TO THE  
CENSUS NOW

[\[lnks.gd\]](#)

---

## SHAREABLE RESOURCES



[\[lnks.gd\]](#)

---

## PAST UPDATES

VIEW PAST DAILY UPDATES

[\[lnks.gd\]](#)

## TRUSTED SOURCES

Globally: World Health Organization [\[lnks.gd\]](#)

Nationally: CDC [\[lnks.gd\]](#)

State: ADHS [\[lnks.gd\]](#)

Locally: Maricopa County Public Health [\[lnks.gd\]](#)

## QUESTIONS

All information requests related Maricopa County's response to the COVID-19 pandemic should be directed to the Joint Information Center using the email address

[caomedia@maricopa.gov](mailto:caomedia@maricopa.gov).

If this email was forwarded to you, and you'd like to get weekly updates,  
you can **subscribe here** [\[lnks.gd\]](#).

**SUBSCRIBE**

[\[lnks.gd\]](#)



[\[lnks.gd\]](#)

[/MCDPH \[lnks.gd\]](#)  
[/maricopacountyaz \[lnks.gd\]](#)



[/Maricopahealth \[lnks.gd\]](#)  
[/maricopacounty \[lnks.gd\]](#)



[/MCDPHaz \[lnks.gd\]](#)  
[/MaricopaVideo \[lnks.gd\]](#)



SHARE

[\[lnks.gd\]](#)

SUBSCRIBER SERVICES:

[Manage Preferences \[lnks.gd\]](#) | [Unsubscribe \[lnks.gd\]](#) | [Help \[lnks.gd\]](#)

---

This email was sent to [lisa.fernandez@phoenix.gov](mailto:lisa.fernandez@phoenix.gov) using GovDelivery. [Maricopa County \[lnks.gd\]](#) • 301 W Jefferson St • Phoenix, AZ 85003

**From:** [Lisa Fernandez](#)  
**To:** [Kate Gallego](#); [Clark T Princell](#); [Annie DeGraw](#); [Heather M Ross](#)  
**Cc:** [Daniel R Perez](#)  
**Subject:** Fwd: CITY OF PHOENIX COVID-19 JUNE 10TH MORNING UPDATE  
**Date:** Wednesday, June 10, 2020 1:42:17 PM  
**Attachments:** [image002.png](#)  
[image003.png](#)  
[image004.png](#)  
[image005.png](#)  
[image006.png](#)  
[image007.png](#)  
[image008.png](#)  
[image010.png](#)  
[image011.png](#)

---

Lisa

Chief of Staff  
Mayor Kate Gallego  


---

**From:** Stephanie Bracken <Stephanie.Bracken@phoenix.gov>  
**Sent:** Wednesday, June 10, 2020 12:57:04 PM  
**To:** PCC ALL <pcc.all@phoenix.gov>  
**Cc:** Lisa Fernandez <lisa.fernandez@phoenix.gov>  
**Subject:** CITY OF PHOENIX COVID-19 JUNE 10TH MORNING UPDATE

**Note:** The morning report is a brief overview of incidents and new statistics from overnight. A full report with detailed information will be provided in the afternoon.

## **CITY OF PHOENIX COVID-19 JUNE 10<sup>TH</sup> MORNING UPDATE**

### **OEM Incidents Update:**

---

- The EOC remains active as a virtual center operating from the Emergency Management office at Phoenix City Hall
- PPE supplies continue to hold
  - N95 mask quantity is currently at an estimated 6-week supply for Public Safety at the current burn rate

### **Active Cases:**

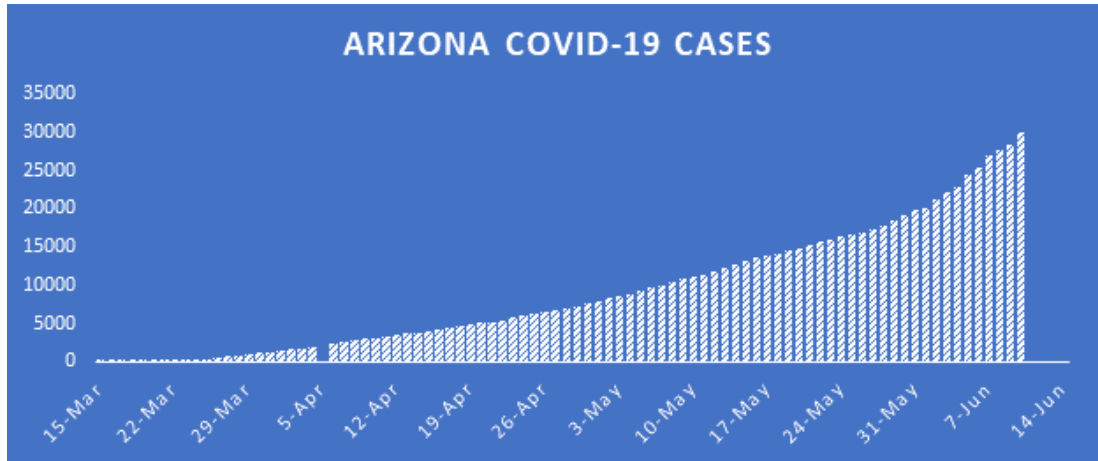
---



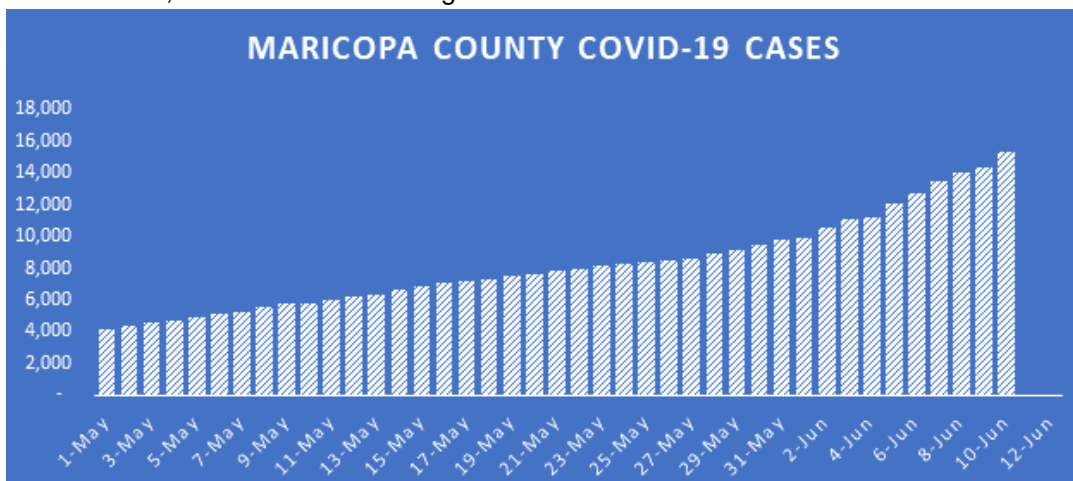
Confirmed COVID-19 Cases by City Employees, World, Country, State & County					
Updated: June 10, 2020					
CITY DEPARTMENT	CITY OF PHOENIX EMPLOYEES	WORLDWIDE	NATIONAL	ARIZONA	MARICOPA COUNTY
Aviation	5				
Convention Center Department	1				
Fire Department	8				
Human Services Department	2				
Law Department	1				
Municipal Court	4				
Planning & Development Department	1				
Parks and Recreation	4				
Police Department	14				
Public Works Department	5				
Streets Department	2				
Water Services Department	5				
TOTAL	52	7,277,489	1,980,893	29,852	15,282

**\*We received information that a previously reported positive case for the Phoenix Convention Center was reported by County Health in error. This case has been removed from the graph above**

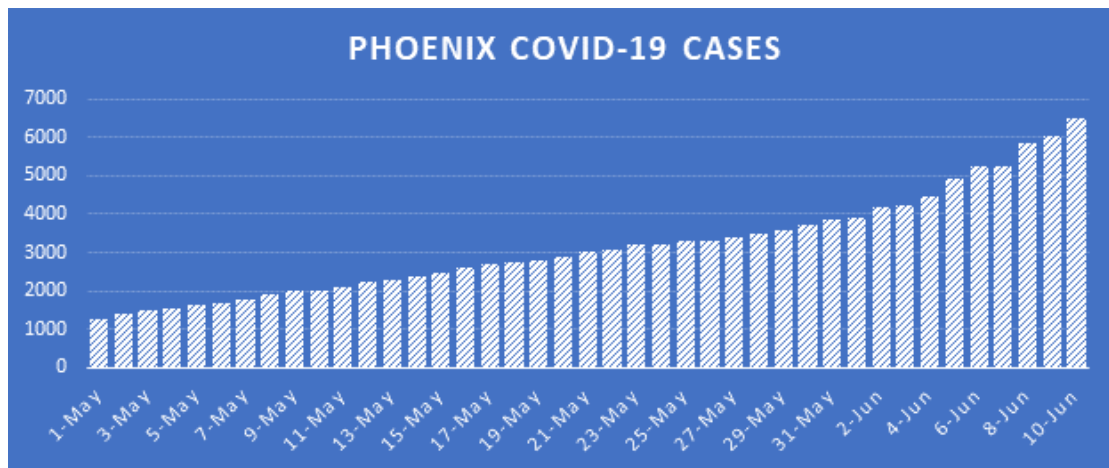
- As of today, there are 29,852 confirmed cases in Arizona (increase of 1,095 cases overnight)



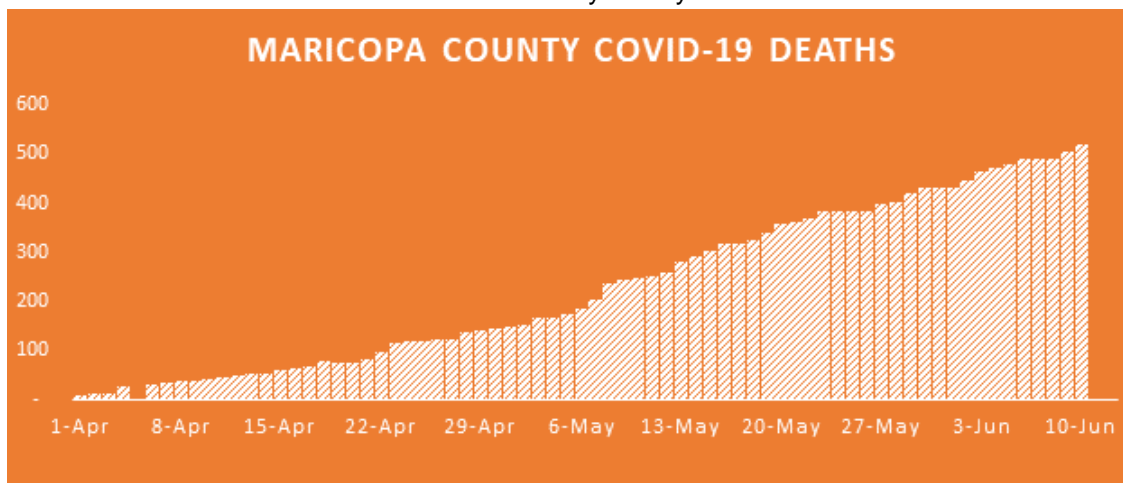
- 15,282 of these cases are in Maricopa County (increase of 908 cases overnight)
  - 1,555 of these are in long-term care

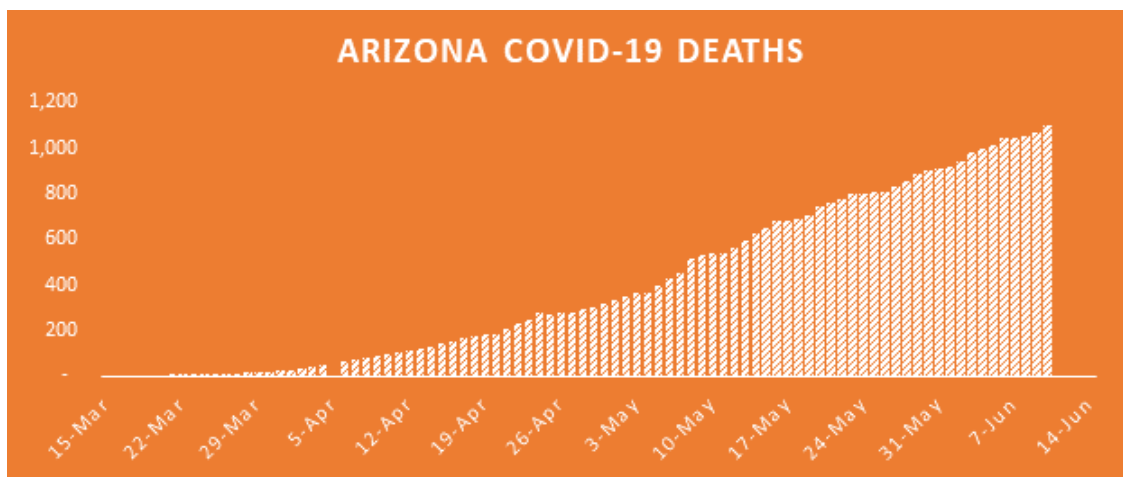


- 6,480 of these cases are in Phoenix (increase of 445 cases overnight)



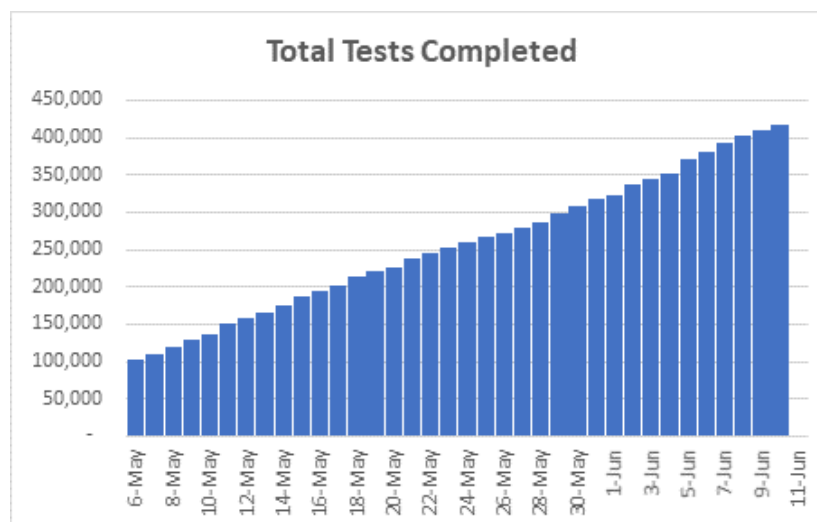
- Majority of Arizona counties are reporting positive cases of COVID-19
- 1,095 people have passed away from COVID-19 in Arizona (25 new deaths overnight)
  - 519 in Maricopa County (341 in long-term care)
  - 49 in Apache County
  - 4 in Cochise County
  - 85 in Coconino County
  - 3 in Gila County
  - <3 in Graham County
  - <3 in Greenlee County
  - <3 in La Paz County
  - 59 in Mohave County
  - 75 in Navajo County
  - 216 in Pima County
  - 42 in Pinal County
  - 4 in Santa Cruz County
  - 6 in Yavapai County
  - 28 in Yuma County
- Below is a breakdown of death cases by county and state

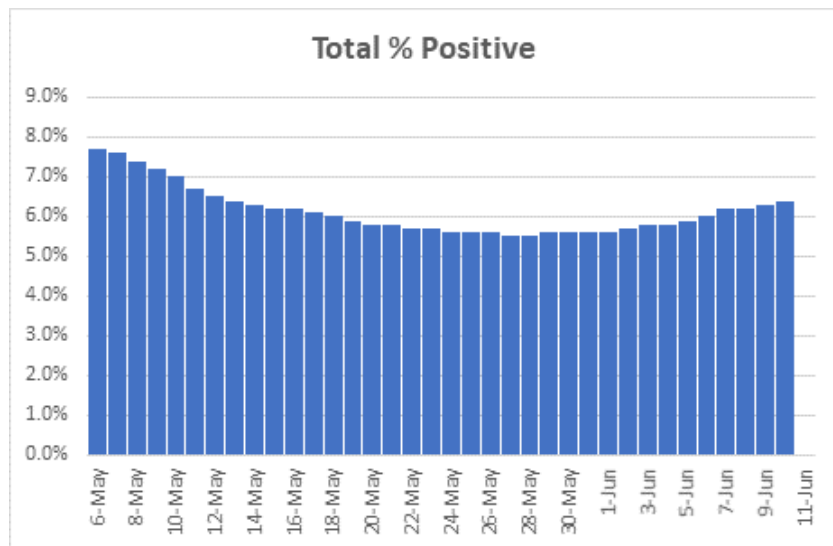




- The city has had 52 total cases of COVID-19
  - One person (a city employee) has passed away who confirmed positive for COVID-19
  - In addition, the city has 51 confirmed positive employees (two new overnight). There are four in Aviation, one in Convention Center, eight in Fire, two in Human Services, one in Law, four in Municipal Court, four in Parks, one in Planning & Development, thirteen in Police, five in Public Works, two in Streets, and five in Water Services
  - Current status: 31 of the 52 confirmed positive cases have returned to work
- As of today, there are 1,980,893 positive cases nationwide
  - There have been 112,093 deaths to date nationwide
- As of today, there are 7,277,489 positive cases worldwide
  - There have been 412,013 deaths to date worldwide
- With the push for additional testing throughout the state (Testing Blitz) new graphics have been added, taken from the Arizona Department of Health Services online Dashboard, showing the number of tests conducted, and percentage of positive cases resulting from testing

<b>Total Statewide Tests Completed</b>	<b>416,944</b>	<b>Total Percent Positive</b>	<b>6.4%</b>
----------------------------------------	----------------	-------------------------------	-------------



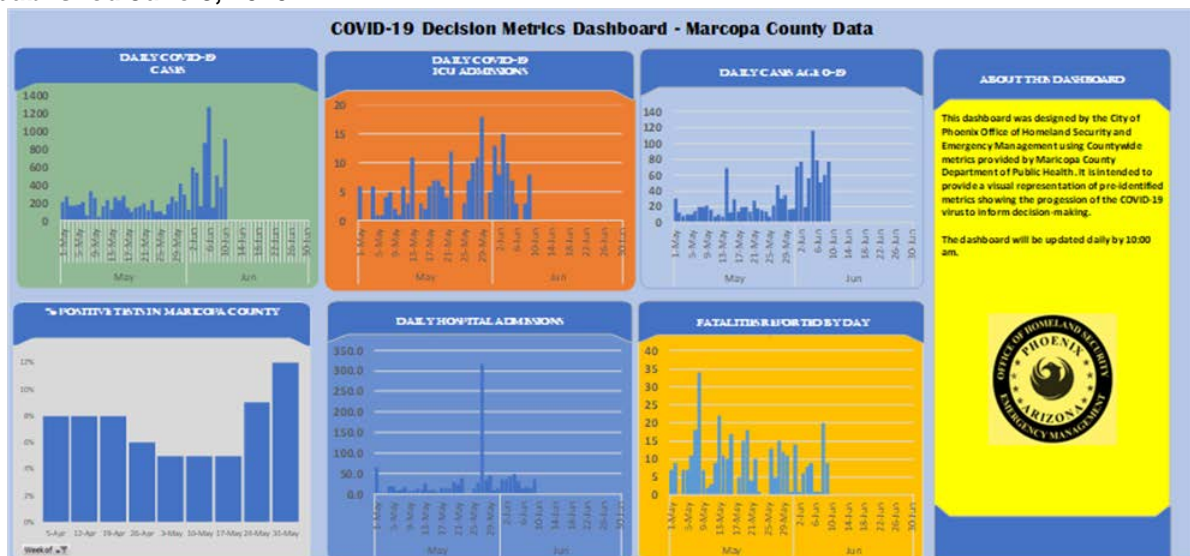


ZIP CODE	Population	10-Jun	Infection Rate (x/1000)
85003	9,369	40	4.5
85004	4,965	30	6.4
85006	25,742	132	5.4
85007	14,040	102	7.8
85008	56,145	368	6.9
85009	52,520	304	6.5
85012	6,390	27	4.4
85013	19,314	76	4.3
85014	24,782	181	7.3
85015	37,644	268	7.7
85016	33,896	141	4.4
85017	38,872	227	6.3
85018	36,065	81	2.4
85019	25,042	160	7.3
85020	32,850	92	3.1
85021	37,743	166	4.6
85022	46,395	106	2.5
85023	31,274	79	2.7
85024	22,898	32	1.5
85027	37,140	56	1.6
85028	19,157	33	1.7
85029	43,233	159	3.8
85031	30,493	182	6.5
85032	65,485	213	3.5
85033	53,037	384	7.9
85034	5,582	48	9.9
85035	47,486	378	8.5
85037	44,771	328	7.3
85040	29,352	175	6.0
85041	54,947	338	6.2
85042	40,962	208	5.1
85043	30,560	194	6.3

85044	37,993	95	2.5
85045	7,238	12	1.7
85048	33,449	81	2.4
85050	25,736	43	1.7
85051	40,375	182	4.5
85053	28,480	91	3.2
85054	5,384	18	3.3
85083	18,104	35	1.9
85085	17,517	37	2.1
85086	40,495	67	1.7
85087	7,708	6	0.8
85339	45,746	206	4.5
<b>Total</b>	<b>1,366,376</b>	<b>6480</b>	
<b>Increase from Prior Day</b>		<b>445</b>	

### COVID-19 Decision-Making Dashboard (Maricopa County Data)

This dashboard has been developed based upon metrics identified at the county level to inform decision-making as COVID-19 progresses. The Office of Homeland Security and Emergency Management is working with Information Technology Services for how to best share this data. It must be understood that this is a snapshot in time and may differ from hour to hour as information continues to be updated by the source organization. **This data used for the dashboard today was published June 8, 2020**



### PHX311 Updates:

- Current Hours of Operation: M-F 8 a.m. – 5 p.m. Weekend 9 a.m. – 3 p.m.
- Yesterday's Stats:
  - 39 total inquiries
- Trending Topics:
  - 3 COVID-19 Related Inquiries
  - 9 City Service Line Related Inquiries
  - 27 Miscellaneous Inquiries

**Regional Hospitals Status:**

---

- Hospitals across the region continue to report no capacity issues.
- Department of Health Services recently corrected their total bed count removing “Surge” to more accurately portray capacity.

**Hospital Resource Status (Reported):**

Resource Type	Total Beds	Number in Use	Percentage in Use
Adult Intensive Care Beds	1,657	1,302	79%
Emergency Department Beds	2,299	892	39%
Inpatient Beds	7,652	6,359	83%
Ventilators	2,130	979	46%

**Number of COVID-19 Cases Hospitalized:**

Resources by Type in Use for COVID-19 Cases	Number in Use	Percentage in Use
Adult Intensive Care Beds	413	25%
Emergency Department Beds	846	37%
Inpatient Beds	1,274	17%

**Service Delivery Updates:**

---

**Fire Service Delivery:**

- As of today, service delivery levels remain at 100% with no negative impacts
- Demand for Fire Department service delivery is trending at levels consistent with 2018 and 2019 for the same time periods
- Staffing levels remain high, staff continue to make themselves available to work if needed
- Over the past 24 hours Fire responded to 15 calls for service identified as potential COVID-19 incidents within the City of Phoenix
  - 1.0% increase for the prior 24-hour period, making for a total of 1,550 incidents to date
  - Of the 15 incidents, 9 patients were transported to a hospital
- Confirmed contacts with COVID-19 infected patients by FD members while providing service is now at 131
- The Fire Department has had another employee test positive. We now have a total of 7 employees that have tested positive for COVID-19.
  - 5 sworn and 2 non-sworn (6 of the 7 employees are back to work)
  - A Fire Department Cadet (volunteer) has tested positive
- Fire Department responded to 671 total calls for service over past 24 hours

**Police Service Delivery:**

- As of June 10, the demand for service has not changed significantly and no issues with staffing have been reported
- Overnight 0 calls for service in reference to public gatherings
  - To date, zero citations have been issued
- 1 call was made with recommendation for PPE
- There was a total of 89 arrests overnight
- There was a total of 5,986 calls for service received





**From:** [Mayor Gallego](#)  
**To:** [Kate Gallego](#); [Lisa Fernandez](#); [Clark T Princell](#)  
**Subject:** FW: PPSLA input on mask ordinance  
**Date:** Thursday, June 18, 2020 11:26:37 PM

---

For you

Thank you,  
Doug

---

**From:** Ben Leuschner <ppsla.president@gmail.com>  
**Sent:** Thursday, June 18, 2020 6:55 PM  
**To:** Mayor Gallego <mayor.gallego@phoenix.gov>; Council District 1 PCC <council.district.1@phoenix.gov>; Council District 2 PCC <council.district.2@phoenix.gov>; Council District 3 PCC <council.district.3@phoenix.gov>; Council District 4 <council.district.4@phoenix.gov>; Council District 5 PCC <council.district.5@phoenix.gov>; Council District 6 PCC <District6@phoenix.gov>; Council District 7 PCC <council.district.7@phoenix.gov>; Council District 8 PCC <council.district.8@phoenix.gov>  
**Subject:** PPSLA input on mask ordinance

Dear Madam Mayor and Council Members,

I am writing this to you ahead of tomorrow's Council vote on a mandatory mask ordinance, so that you may have some feedback from the perspective of the Phoenix Police Sergeants and Lieutenants Association (PPSLA).

While we will leave the debate about wearing a mask to others, our concerns focus primarily on the enforcement aspect of any potential ordinance or proclamation.

Some questions that arise from having a mask ordinance or proclamation include:

- 
- Who will ensure compliance?
- 
- 
- Does the Council wish to
- have the Police Department (PD) conduct enforcement?
- 
- 
- If so, does the Council
- expect the PD to issue citations to violators who refuse to comply?
- 
-

- Does the Council expect
- the PD to make arrests (bookings) for repeat offenders who do not comply?
  - 
  - 
  - If there are protesters
  - exercising their rights in close contact to each other, similar to what we have recently witnessed, and they are not wearing masks, does the Council expect PD to take enforcement?
  - 
  - 
  - If there are exemptions
  - for medical reasons, does Council expect PD to ask violators about their medical condition, or for medical documentation?
  - 
  - 
  - 
  - Will the Council direct that the City provide masks to those that do not have
  - them or that cannot afford them?
  -

The questions above are just a few of the issues that we ask you to consider as you consider any mask ordinance.

PPSLA has considered the collateral effects that could happen if this ordinance is enforced by law enforcement, through fines or bookings, and we are opposed to using the Police Department for enforcement through fines or bookings. The Police Department is already understaffed and we are currently facing enormous strains due to the ongoing staffing of the current protests. In addition, using the police to enforce a potentially controversial ordinance, at a time where there are calls for de-policing in America, only results in the police being placed in the middle of a lose-lose scenario.

Our recommendation would be that, if such an ordinance is passed, the Police Department only be used for educational contacts to encourage voluntary compliance.

Please feel free to reach out for any questions or concerns, and I thank you for your consideration.

Ben

[Ben Leuschner, President](#)

[Phoenix Police Sergeants and Lieutenants Association](#)

[\(602\) 909-4340](#)

[www.PPSLA.com](http://www.PPSLA.com) [ppsla.com]

---



[avg.com] Virus-free. [www.avg.com](http://www.avg.com) [avg.com]

**From:** [Mayor Gallego](#)  
**To:** [Kate Gallego](#); [Lisa Fernandez \(lisa.fernandez@phoenix.gov\)](#); [Clark Princell \(clark.princell@phoenix.gov\)](#)  
**Subject:** FW: PPSLA input on mask ordinance  
**Date:** Thursday, June 18, 2020 11:26:00 PM

---

For you

Thank you,  
Doug

---

**From:** Ben Leuschner <ppsla.president@gmail.com>  
**Sent:** Thursday, June 18, 2020 6:55 PM  
**To:** Mayor Gallego <mayor.gallego@phoenix.gov>; Council District 1 PCC <council.district.1@phoenix.gov>; Council District 2 PCC <council.district.2@phoenix.gov>; Council District 3 PCC <council.district.3@phoenix.gov>; Council District 4 <council.district.4@phoenix.gov>; Council District 5 PCC <council.district.5@phoenix.gov>; Council District 6 PCC <District6@phoenix.gov>; Council District 7 PCC <council.district.7@phoenix.gov>; Council District 8 PCC <council.district.8@phoenix.gov>  
**Subject:** PPSLA input on mask ordinance

Dear Madam Mayor and Council Members,

I am writing this to you ahead of tomorrow's Council vote on a mandatory mask ordinance, so that you may have some feedback from the perspective of the Phoenix Police Sergeants and Lieutenants Association (PPSLA).

While we will leave the debate about wearing a mask to others, our concerns focus primarily on the enforcement aspect of any potential ordinance or proclamation.

Some questions that arise from having a mask ordinance or proclamation include:

- 
- Who will ensure compliance?
- 
- 
- Does the Council wish to
- have the Police Department (PD) conduct enforcement?
- 
- 
- If so, does the Council
- expect the PD to issue citations to violators who refuse to comply?
- 
-

- Does the Council expect
- the PD to make arrests (bookings) for repeat offenders who do not comply?
- 
- 
- If there are protesters
- exercising their rights in close contact to each other, similar to what we have recently witnessed, and they are not wearing masks, does the Council expect PD to take enforcement?
- 
- 
- If there are exemptions
- for medical reasons, does Council expect PD to ask violators about their medical condition, or for medical documentation?
- 
- 
- 
- Will the Council direct that the City provide masks to those that do not have
- them or that cannot afford them?
- 

The questions above are just a few of the issues that we ask you to consider as you consider any mask ordinance.

PPSLA has considered the collateral effects that could happen if this ordinance is enforced by law enforcement, through fines or bookings, and we are opposed to using the Police Department for enforcement through fines or bookings. The Police Department is already understaffed and we are currently facing enormous strains due to the ongoing staffing of the current protests. In addition, using the police to enforce a potentially controversial ordinance, at a time where there are calls for de-policing in America, only results in the police being placed in the middle of a lose-lose scenario.

Our recommendation would be that, if such an ordinance is passed, the Police Department only be used for educational contacts to encourage voluntary compliance.

Please feel free to reach out for any questions or concerns, and I thank you for your consideration.

Ben

Ben Leuschner, President

Phoenix Police Sergeants and Lieutenants Association

(602) 909-4340

[www.PPSLA.com](http://www.PPSLA.com) [ppsla.com]

---



[avg.com] Virus-free. [www.avg.com](http://www.avg.com) [avg.com]

**From:** [Mayor Gallego](#)  
**To:** [Kate Gallego](#); [Lisa Fernandez](#); [Clark T Princell](#); [Heather M Ross](#); [Annie DeGraw](#)  
**Subject:** FW: COVID-19 Pandemic Policy Response: Mercatus Center Webinar Roundup  
**Date:** Thursday, June 18, 2020 12:23:22 PM

---

For you

Thank you,  
Doug

---

**From:** Michael Aguilar <maguilar@mercatus.gmu.edu>  
**Sent:** Thursday, June 18, 2020 11:05 AM  
**To:** Mayor Gallego <mayor.gallego@phoenix.gov>  
**Subject:** COVID-19 Pandemic Policy Response: Mercatus Center Webinar Roundup

Dear Hon. Gallego,

In response to the ongoing COVID-19 public health and economic crisis, the Mercatus Center at George Mason University has hosted a number of short webinars or short video briefings to address pressing policy questions affecting Congress, state and local governments, and the American economy. Below you will find the recordings that might be of interest to you.

**COVID-19 Related Mercatus Webinars and Briefings:**

- [Opportunities for Medical Drones During the COVID-19 Pandemic \[go.mercatus.org\]](#)
  - Senior Research Fellow Brent Skorup discusses how drones could provide much needed medical services without the risk of spreading COVID-19, and how states can implement the necessary policy changes.
- [How to Address Regulations Suspended During the COVID-19 Crisis \[go.mercatus.org\]](#)
  - The Mercatus Center and the Progressive Policy Institute co-hosted a webinar to discuss their ideas for a regulatory commission that would address waived or suspended regulations during the COVID-19 pandemic.
- [COVID-19 and State Health Policy: Increasing Access to Care \[go.mercatus.org\]](#)
  - The Mercatus Center's Healthcare Openness and Access Project (HOAP), detailed in this webinar, provides policymakers with ideas to help maximize their healthcare resources as COVID-19 continues.
- [What is the Fed Up To? A Mercatus Explainer on Recent Fed Actions \[go.mercatus.org\]](#)
  - Mercatus Senior Research Fellow David Beckworth describes recent actions by the US Federal Reserve in response to the ongoing economic effects of COVID-19.
- [Briefing: Conducting the 2020 Census under Risk of Contagion \[go.mercatus.org\]](#)
  - Mercatus Senior Research Fellow Salim Furth and Lyman Stone discuss how the 2020 Census should be conducted during a national public health crisis.

Should you have any questions, would like to learn more about these issues, or would like to speak to the presenters, please reply to this email and I would be happy to facilitate a conversation.



Sincerely,

Mike

**Michael A. Aguilar**

State Outreach Associate

Mercatus Center at George Mason University

c: 505-340-8187 | [www.mercatus.org](http://www.mercatus.org)

[Unsubscribe \[go.mercatus.org\]](#)

\*\*\*\*\*

**From:** [Mayor Gallego](#)  
**To:** [Kate Gallego](#); [Lisa Fernandez \(lisa.fernandez@phoenix.gov\)](#); [Clark Princell \(clark.princell@phoenix.gov\)](#); [Heather Ross \(heather.ross@phoenix.gov\)](#); [Annie DeGraw \(annie.degraw@phoenix.gov\)](#)  
**Subject:** FW: COVID-19 Pandemic Policy Response: Mercatus Center Webinar Roundup  
**Date:** Thursday, June 18, 2020 12:23:00 PM

---

For you

Thank you,  
Doug

---

**From:** Michael Aguilar <maguilar@mercatus.gmu.edu>  
**Sent:** Thursday, June 18, 2020 11:05 AM  
**To:** Mayor Gallego <mayor.gallego@phoenix.gov>  
**Subject:** COVID-19 Pandemic Policy Response: Mercatus Center Webinar Roundup

Dear Hon. Gallego,

In response to the ongoing COVID-19 public health and economic crisis, the Mercatus Center at George Mason University has hosted a number of short webinars or short video briefings to address pressing policy questions affecting Congress, state and local governments, and the American economy. Below you will find the recordings that might be of interest to you.

**COVID-19 Related Mercatus Webinars and Briefings:**

- [Opportunities for Medical Drones During the COVID-19 Pandemic \[go.mercatus.org\]](#)
  - Senior Research Fellow Brent Skorup discusses how drones could provide much needed medical services without the risk of spreading COVID-19, and how states can implement the necessary policy changes.
- [How to Address Regulations Suspended During the COVID-19 Crisis \[go.mercatus.org\]](#)
  - The Mercatus Center and the Progressive Policy Institute co-hosted a webinar to discuss their ideas for a regulatory commission that would address waived or suspended regulations during the COVID-19 pandemic.
- [COVID-19 and State Health Policy: Increasing Access to Care \[go.mercatus.org\]](#)
  - The Mercatus Center's Healthcare Openness and Access Project (HOAP), detailed in this webinar, provides policymakers with ideas to help maximize their healthcare resources as COVID-19 continues.
- [What is the Fed Up To? A Mercatus Explainer on Recent Fed Actions \[go.mercatus.org\]](#)
  - Mercatus Senior Research Fellow David Beckworth describes recent actions by the US Federal Reserve in response to the ongoing economic effects of COVID-19.
- [Briefing: Conducting the 2020 Census under Risk of Contagion \[go.mercatus.org\]](#)
  - Mercatus Senior Research Fellow Salim Furth and Lyman Stone discuss how the 2020 Census should be conducted during a national public health crisis.

Should you have any questions, would like to learn more about these issues, or would like to speak to the

presenters, please reply to this email and I would be happy to facilitate a conversation.

Sincerely,

Mike

**Michael A. Aguilar**

State Outreach Associate

Mercatus Center at George Mason University

c: 505-340-8187 | [www.mercatus.org](http://www.mercatus.org)

[Unsubscribe \[go.mercatus.org\]](#)

\*\*\*\*\*

**From:** [Mayor Gallego](#)  
**To:** [Kate Gallego](#); [Lisa Fernandez](#); [Annie DeGraw](#); [Mari Bourbon](#); [Clark T Princell](#); [Heather M Ross](#)  
**Subject:** FW: 6/17 - Mayors Update on COVID 19 Response - Local Coronavirus Relief Funds  
**Date:** Wednesday, June 17, 2020 4:48:15 PM

---

For you

Thank you,  
Doug

---

**From:** Ben Blink <bblink@az.gov>  
**Sent:** Wednesday, June 17, 2020 4:11 PM  
**To:** Ben Blink <bblink@az.gov>  
**Subject:** 6/17 - Mayors Update on COVID 19 Response - Local Coronavirus Relief Funds

Mayors,

Today Governor Ducey announced new public health guidance and a new Executive Order 2020-40 to respond to the COVID-19 public health emergency. A summary of the changes announced today as well as links to the new EO, requirements for businesses, and specific requirements for bars and restaurants are in the press release below.

Some guidance specific for cities and towns:

- Section 3 of the EO reinforces that businesses must update and enforce written policies in accordance with Executive Order 2020-36 -- in line with guidance from specific public health sources to limit and mitigate the spread of COVID-19. The section also affirms that law enforcement and regulatory agencies that have jurisdiction over the businesses may enforce this requirement. We recommend that your local law enforcement refer to the intent language in Section 5 as it considers any enforcement action for businesses that may not be enforcing written policies that are aligned with public health recommendations.
- Section 4 of the EO permits counties, cities, and towns to adopt policies regarding the wearing of face coverings in public for the purpose of mitigating the spread of COVID-19. This policy is the result of recent data that shows significant differences in rates of COVID-19 diagnosis between areas of the state that justify a local approach to this provision, as well as your feedback. The DHS Data Dashboard is the best source of information that demonstrates this difference. We recommend working with your legal counsel to determine the specific mode of implementing a mask policy, if you choose to do so. Questions regarding your legal authority and process for adopting such a policy should be directed to your legal counsel.

Thank you for your work and leadership to keep Arizonans safe. We'll continue to work with the League to answer questions you may have. Feel free to be in touch with me directly as well.

Many thanks,  
Ben

----- Forwarded message -----

From: **Governor's Office** <[communications@az.gov](mailto:communications@az.gov)>

Date: Wed, Jun 17, 2020 at 3:56 PM

Subject: Governor Ducey Announces Enhanced COVID-19 Action Plan

To: <[bblink@az.gov](mailto:bblink@az.gov)>



[\[azgovernor.us3.list-manage.com\]](http://azgovernor.us3.list-manage.com)

**FOR IMMEDIATE RELEASE**

June 17, 2020

## **Governor Ducey Announces Enhanced COVID-19 Action Plan**

**PHOENIX** — Following COVID-19 case increases and hospitalizations, Governor Doug Ducey today announced enhanced actions to contain the spread of the virus and protect Arizona's most vulnerable residents. The announced actions build on Arizona's substantial efforts to boost testing, expand contact tracing, secure PPE for health care and frontline workers, fast-track resources to the most affected areas and more.

Additional actions announced today include:

- Continuing to boost diagnostic testing, including expanding rapid testing capability;
- Amplifying contact tracing in partnership with counties, including utilizing National Guard assets and providing additional resources to counties;
- Increasing awareness of distancing and face-covering guidelines, including

- authorizing local governments to implement enhanced mitigation measures;
- Continuing to focus on long-term care settings, including providing \$10 million for additional PPE and face masks;
- And enhancing guidance for establishments to limit congregating and enforce mitigation policies.

“We remain one hundred percent focused on protecting public health and saving lives,” said Governor Ducey. “As we continue to expand testing and prioritize our most vulnerable populations, today’s stepped-up actions will help further contain the spread of COVID-19 by requiring enhanced compliance with public health guidelines, expanding contact tracing, and providing additional resources to boost local public health efforts. We need to redouble our efforts and we need everyone to do their part. We will continue to closely track the data, work with officials around the state and make this our highest priority.”

### **Continuing to boost testing**

Diagnostic testing in Arizona continues to ramp up, with the most tests conducted on a single day occurring on June 9 (14,106). Over 80 sites across the state of Arizona offer diagnostic testing for COVID-19, and growing. In addition, today’s announcement includes a new partnership with Arizona State University to scale up saliva-based testing developed by the university. The less invasive test will allow for more rapid and accurate results while requiring less PPE, facilitating greater usage at workplaces and health care facilities. The state also has partnered with the University of Arizona to provide 250,000 serology tests to health care and public safety workers and expand antibody testing for correctional officers.

### **Amplifying contact tracing**

Governor Ducey today signed an [Executive Order \[azgovernor.us3.list-manage.com\]](https://www.azgovernor.us3.list-manage.com) to ensure county public health officers have the support, tools and resources to carry out robust contact tracing. The order provides authority to the Arizona Department of Health Services (ADHS) to implement a consistent, statewide system for case investigation and contact tracing and makes available up to 300 Arizona National Guard members to boost manpower for contact tracing efforts. In addition, ADHS is providing more than \$37 million to enhance contact tracing locally and statewide.

### **Increasing awareness of distancing and face-covering guidelines**

Following outbreaks in select parts of the state, including along the southern border and in northeastern counties, ADHS today released updated guidance allowing local

governments to implement **mask** and face-covering policies and determine enforcement measures. The guidance allows local authorities to tailor mitigation efforts specific to the local public health need.

Governor Ducey also announced an expanded education campaign to make Arizonans aware of public health guidelines. All Arizonans should continue to stay physically distant, stay home when sick and wear face masks.

### **Continuing to focus on long-term care settings and vulnerable populations**

Arizona has placed a high priority on long-term care and nursing facilities, including recently completing testing of all residents in these settings. The Governor also announced today an additional \$10 million for more masks and PPE in long-term care facilities to contain and mitigate spread of **COVID-19**. ADHS will continue to partner with health facilities to prioritize continued testing of all residents and staff.

### **Enhancing guidance to limit congregating**

Arizona's Stay Healthy, Return Smarter, Return Stronger Executive Order issued on May 12 requires businesses and other entities operating in the state to implement health and safety plans to protect workers and customers and mitigate the spread of **COVID-19**. Updated guidance issued today by ADHS requires specific health measures be taken by establishments, including:

- Physically distancing of 6 feet;
- Providing employees with face-coverings and requiring usage;
- Conducting symptom checks for all employees before shifts;
- Requiring sick employees to stay home;
- And increasing the frequency of employee hygiene, cleaning and disinfecting.

Local law enforcement will have authority for enforcement of these guidelines.


View today's Executive Order [HERE \[azgovernor.us3.list-manage.com\]](https://www.azgovernor.us3.list-manage.com).

View requirements for businesses [HERE \[azgovernor.us3.list-manage.com\]](https://www.azgovernor.us3.list-manage.com).

View requirements for restaurants and bars providing dine-in services [HERE \[azgovernor.us3.list-manage.com\]](https://www.azgovernor.us3.list-manage.com).



###

 [\[azgovernor.us3.list-manage.com\]](#) **Facebook** [\[azgovernor.us3.list-manage.com\]](#)

 [\[azgovernor.us3.list-manage.com\]](#) **Twitter** [\[azgovernor.us3.list-manage.com\]](#)

 [\[azgovernor.us3.list-manage.com\]](#) **Instagram** [\[azgovernor.us3.list-manage.com\]](#)

 [\[azgovernor.us3.list-manage.com\]](#) **Website** [\[azgovernor.us3.list-manage.com\]](#)

---

*Copyright © 2020 Governor's Office. All rights reserved.*

You are receiving this email because you opted in at our website.

**Our mailing address is:**

Governor's Office  
1700 W Washington St  
Phoenix, AZ 85007

[Add us to your address book \[azgovernor.us3.list-manage.com\]](#)

Want to change how you receive these emails?

You can [update your preferences \[azgovernor.us3.list-manage.com\]](#) or [unsubscribe from this list \[azgovernor.us3.list-manage.com\]](#).

--

Ben Blink  
Policy Advisor, Transportation and Technology Innovation  
Arizona Governor Doug Ducey

[1700 W. Washington St. \[maps.google.com\]](#)

[Phoenix, AZ 85007 \[maps.google.com\]](#)

O: 602.542.5351

M: [REDACTED]

\*\*\*\*\*

**From:** [Mayor Gallego](#)  
**To:** [Kate Gallego](#); [Lisa Fernandez \(lisa.fernandez@phoenix.gov\)](#); [Annie DeGraw \(annie.degraw@phoenix.gov\)](#); [Mari Bourbon \(mari.bourbon@phoenix.gov\)](#); [Clark Princell \(clark.princell@phoenix.gov\)](#); [Heather Ross \(heather.ross@phoenix.gov\)](#)  
**Subject:** FW: 6/17 - Mayors Update on COVID 19 Response - Local Coronavirus Relief Funds  
**Date:** Wednesday, June 17, 2020 4:48:00 PM

---

For you

Thank you,  
Doug

---

**From:** Ben Blink <bblink@az.gov>  
**Sent:** Wednesday, June 17, 2020 4:11 PM  
**To:** Ben Blink <bblink@az.gov>  
**Subject:** 6/17 - Mayors Update on COVID 19 Response - Local Coronavirus Relief Funds

Mayors,

Today Governor Ducey announced new public health guidance and a new Executive Order 2020-40 to respond to the COVID-19 public health emergency. A summary of the changes announced today as well as links to the new EO, requirements for businesses, and specific requirements for bars and restaurants are in the press release below.

Some guidance specific for cities and towns:

- Section 3 of the EO reinforces that businesses must update and enforce written policies in accordance with Executive Order 2020-36 -- in line with guidance from specific public health sources to limit and mitigate the spread of COVID-19. The section also affirms that law enforcement and regulatory agencies that have jurisdiction over the businesses may enforce this requirement. We recommend that your local law enforcement refer to the intent language in Section 5 as it considers any enforcement action for businesses that may not be enforcing written policies that are aligned with public health recommendations.
- Section 4 of the EO permits counties, cities, and towns to adopt policies regarding the wearing of face coverings in public for the purpose of mitigating the spread of COVID-19. This policy is the result of recent data that shows significant differences in rates of COVID-19 diagnosis between areas of the state that justify a local approach to this provision, as well as your feedback. The DHS Data Dashboard is the best source of information that demonstrates this difference. We recommend working with your legal counsel to determine the specific mode of implementing a mask policy, if you choose to do so. Questions regarding your legal authority and process for adopting such a policy should be directed to your legal counsel.

Thank you for your work and leadership to keep Arizonans safe. We'll continue to work with the League to answer questions you may have. Feel free to be in touch with me directly as well.

Many thanks,

Ben

----- Forwarded message -----

From: **Governor's Office** <[communications@az.gov](mailto:communications@az.gov)>

Date: Wed, Jun 17, 2020 at 3:56 PM

Subject: Governor Ducey Announces Enhanced COVID-19 Action Plan

To: <[bblink@az.gov](mailto:bblink@az.gov)>



[\[azgovernor.us3.list-manage.com\]](http://azgovernor.us3.list-manage.com)

**FOR IMMEDIATE RELEASE**

June 17, 2020

## **Governor Ducey Announces Enhanced COVID-19 Action Plan**

**PHOENIX** — Following COVID-19 case increases and hospitalizations, Governor Doug Ducey today announced enhanced actions to contain the spread of the virus and protect Arizona's most vulnerable residents. The announced actions build on Arizona's substantial efforts to boost testing, expand contact tracing, secure PPE for health care and frontline workers, fast-track resources to the most affected areas and more.

Additional actions announced today include:

- Continuing to boost diagnostic testing, including expanding rapid testing capability;
- Amplifying contact tracing in partnership with counties, including utilizing

National Guard assets and providing additional resources to counties;

- Increasing awareness of distancing and face-covering guidelines, including authorizing local governments to implement enhanced mitigation measures;
- Continuing to focus on long-term care settings, including providing \$10 million for additional PPE and face masks;
- And enhancing guidance for establishments to limit congregating and enforce mitigation policies.

“We remain one hundred percent focused on protecting public health and saving lives,” said Governor Ducey. “As we continue to expand testing and prioritize our most vulnerable populations, today’s stepped-up actions will help further contain the spread of COVID-19 by requiring enhanced compliance with public health guidelines, expanding contact tracing, and providing additional resources to boost local public health efforts. We need to redouble our efforts and we need everyone to do their part. We will continue to closely track the data, work with officials around the state and make this our highest priority.”

### **Continuing to boost testing**

Diagnostic testing in Arizona continues to ramp up, with the most tests conducted on a single day occurring on June 9 (14,106). Over 80 sites across the state of Arizona offer diagnostic testing for COVID-19, and growing. In addition, today’s announcement includes a new partnership with Arizona State University to scale up saliva-based testing developed by the university. The less invasive test will allow for more rapid and accurate results while requiring less PPE, facilitating greater usage at workplaces and health care facilities. The state also has partnered with the University of Arizona to provide 250,000 serology tests to health care and public safety workers and expand antibody testing for correctional officers.

### **Amplifying contact tracing**

Governor Ducey today signed an [Executive Order \[azgovernor.us3.list-manage.com\]](https://www.azgovernor.us3.list-manage.com) to ensure county public health officers have the support, tools and resources to carry out robust contact tracing. The order provides authority to the Arizona Department of Health Services (ADHS) to implement a consistent, statewide system for case investigation and contact tracing and makes available up to 300 Arizona National Guard members to boost manpower for contact tracing efforts. In addition, ADHS is providing more than \$37 million to enhance contact tracing locally and statewide.

### **Increasing awareness of distancing and face-covering guidelines**

Following outbreaks in select parts of the state, including along the southern border and in northeastern counties, ADHS today released updated guidance allowing local governments to implement mask and face-covering policies and determine enforcement measures. The guidance allows local authorities to tailor mitigation efforts specific to the local public health need.

Governor Ducey also announced an expanded education campaign to make Arizonans aware of public health guidelines. All Arizonans should continue to stay physically distant, stay home when sick and wear face masks.

### **Continuing to focus on long-term care settings and vulnerable populations**

Arizona has placed a high priority on long-term care and nursing facilities, including recently completing testing of all residents in these settings. The Governor also announced today an additional \$10 million for more masks and PPE in long-term care facilities to contain and mitigate spread of COVID-19. ADHS will continue to partner with health facilities to prioritize continued testing of all residents and staff.

### **Enhancing guidance to limit congregating**

Arizona's Stay Healthy, Return Smarter, Return Stronger Executive Order issued on May 12 requires businesses and other entities operating in the state to implement health and safety plans to protect workers and customers and mitigate the spread of COVID-19. Updated guidance issued today by ADHS requires specific health measures be taken by establishments, including:

- Physically distancing of 6 feet;
- Providing employees with face-coverings and requiring usage;
- Conducting symptom checks for all employees before shifts;
- Requiring sick employees to stay home;
- And increasing the frequency of employee hygiene, cleaning and disinfecting.


Local law enforcement will have authority for enforcement of these guidelines.

View today's Executive Order [HERE \[azgovernor.us3.list-manage.com\]](https://www.azgovernor.us3.list-manage.com).

View requirements for businesses [HERE \[azgovernor.us3.list-manage.com\]](https://www.azgovernor.us3.list-manage.com).

View requirements for restaurants and bars providing dine-in services [HERE \[azgovernor.us3.list-manage.com\]](https://www.azgovernor.us3.list-manage.com).

###

 [\[azgovernor.us3.list-manage.com\]](#) **Facebook** [\[azgovernor.us3.list-manage.com\]](#)

 [\[azgovernor.us3.list-manage.com\]](#) **Twitter** [\[azgovernor.us3.list-manage.com\]](#)

 [\[azgovernor.us3.list-manage.com\]](#) **Instagram** [\[azgovernor.us3.list-manage.com\]](#)

 [\[azgovernor.us3.list-manage.com\]](#) **Website** [\[azgovernor.us3.list-manage.com\]](#)

---

*Copyright © 2020 Governor's Office. All rights reserved.*

You are receiving this email because you opted in at our website.

**Our mailing address is:**

Governor's Office  
1700 W Washington St  
Phoenix, AZ 85007

[Add us to your address book \[azgovernor.us3.list-manage.com\]](#)

Want to change how you receive these emails?

You can [update your preferences \[azgovernor.us3.list-manage.com\]](#) or [unsubscribe from this list \[azgovernor.us3.list-manage.com\]](#).



--

Ben Blink

Policy Advisor, Transportation and Technology Innovation

Arizona Governor Doug Ducey

[1700 W. Washington St. \[maps.google.com\]](#)

[Phoenix, AZ 85007 \[maps.google.com\]](#)

O: 602.542.5351

M:



\*\*\*\*\*